

BUYLOG SECTION 1

Load centers, meter combos, and residential circuit breakers



Table of contents

ReliaHome™ overview	1-4
ReliaHome P-Series, P-Series+ load centers	1-6
ReliaHome T-Series load centers	1-14
ReliaHome meter combos	1-18
ReliaHome three phase load centers	1-31
ReliaHome generator panels	1-36
ReliaHome riser panels	1-38
ReliaHome pool and spa panels	1-40
ReliaHome circuit breakers	1-42
ReliaHome circuit breaker accessories	1-50
ReliaHome surge protectors	1-53
ReliaHome enclosed circuit breakers and power outlets	1-55
ReliaHome field installed accessories	1-58

Overview



Brand name	ReliaHome T-Series	ReliaHome P-Series	ReliaHome P-Series+
Application	Residential	Residential	Residential
Phase, wires	Single phase, 3-wire	Single phase, 3-wire	Single phase, 3-wire
Voltage	120/240 V AC	120/240 V AC	120/240 V AC
Circuit count, single pole 1" spaces	Up to 14	Up to 60	Up to 60
Mains type	Main lug	■	■
	Main lug convertible	■	Outdoor, NEMA 3R only
	Main breaker	■	■
Amperage	Up to 200 A	Up to 225 A	Up to 225 A
Enclosure rating	Indoor NEMA 1	■	■
	Outdoor NEMA 3R	■	■
Certification	UL67	UL67	UL67
Starting page	1-14	1-6	1-11

Circuit breakers and accessories

Circuit breakers

Q-line plug-in circuit breakers, UL489	Standard thermal magnetic	■	■	■
	Tandem and quad	■	■	■
	Plug-on neutral	■	■	■
	Short pigtail electronic	■	■	■
	Long pigtail electronic	■	■	■
Arc Fault Circuit Interrupter (AFCI), UL1699	■	■	■	
Dual function (DFCI/AFCI) ground fault & combination arc fault circuit breaker	■	■	■	
Ground Fault with self-test feature circuit breaker, UL943 ed5 (5ma)	■	■	■	
Ground fault with equipment protection, UL 943 (30 ma)	■	■	■	
Switching neutral circuit breakers	■	■	■	
"HID" Lighting circuit breakers	■	■	■	
High magnetic circuit breakers	■	■	■	
Molded case switches	■	■	■	
THQL circuit breakers with factory installed shunt trip	■	■	■	
THQL circuit breakers, internal common trip with factory installed shunt trip	■	■	■	

Circuit breaker accessories

Main circuit breaker kits	■	■	■
Main breaker retainer kits	■	■	■
Handle lock - padlocking	■	■	■
Handle lock - non-padlocking	■	■	■
Handle ties	■	■	■

Load center field accessories

Auxiliary gutter enclosures	■	■	■
Gutter tap kits	■	■	■
Equipment ground	■	■	■
Neutral kits	■	■	■
Isolated ground bus bars equipment ground kit	■	■	■
Sub-feed, feed through, and main lug kits	■	■	■
Door lock	■	■	■
Circuit directory	■	■	■
Touch-up paint	■	■	■
Front filler plates	■	■	■
Universal raintight hubs	■	■	■
Door handle	■	■	■
Service barrier kits	■	■	■
Load center hardware kits	■	■	■
Generator interlock kit	■	■	■
Surge protectors	■	■	■

NOTE: Options and accessories shown are not available for all products. Reference BuyLog pages for details.



Brand name	ReliaHome riser panels	ReliaHome pool & spa panel	ReliaHome generator panel	ReliaHome 3-phase load center
Application	Multi-story buildings	Pool, spa, outdoor area	Back-up power	Light commercial
Phase, wires	Single phase, 3-wire	Single phase, 3-wire	Single phase, 3-wire	Three phase, 4-wire
Voltage	120/240 V AC	120/240 V AC	120/240 V AC	208Y/120 V AC
Space count, single pole 1" spaces	Up to 30	Up to 4	Up to 8	Up to 42
Mains type	Main lug	■		■
	Main lug convertible	■		
	Main circuit breaker		■	■
Amperage	Up to 200 A	Up to 60 A	30A and 60 A options	Up to 225 A
Factory installed circuit breaker(s)		2-pole ground fault	Two inter-locked mains	
Enclosure rating	Indoor NEMA 1	■	■	■
	Outdoor NEMA 3R		■	■
Certification	UL67	UL67	UL67 art. 702 NEC, ANSI/NFPA 70	UL67
Starting page	1-38	1-40	1-36	1-31

Circuit breakers and accessories

Circuit breakers

Q-line plug-in circuit breakers, UL489	Standard thermal magnetic	■	■	■	■
	Tandem and quad	■		■	
	Short pigtail electronic	■	■	■	■
	Long pigtail electronic	■	■	■	■
Arc Fault Circuit Interrupter (AFCI), UL1699		■	■	■	■
Dual function (DFCI/AFCI) ground fault & combination arc fault circuit breaker		■	■	■	■
Ground Fault with self-test feature circuit breaker, UL943 ed5 (5ma)		■	■	■	■
Ground fault with equipment protection, UL 943 (30 ma)		■	■	■	■
Switching neutral circuit breakers		■	■	■	■
"HID" Lighting circuit breakers		■	■	■	■
High magnetic circuit breakers		■	■	■	■
Molded case switches		■	■	■	■
THQL circuit breakers with factory installed shunt trip		■	■	■	■
THQL circuit breakers, internal common trip with factory installed shunt trip		■	■	■	■

Circuit breaker accessories

Interlocking circuit breakers			■		
Main circuit breaker kits	■				
Main breaker retainer kits	■				
Handle lock - padlocking	■		■	■	■
Handle lock - non-padlocking	■		■	■	■
Handle ties	■		■	■	■

Load center field accessories

Equipment ground	■	■	■	■
Neutral kits	■	■	■	■
Isolated ground bus bars equipment ground kit	■	■	■	■
Sub-feed, feed through, and main lug kits	■	■	■	■
Door lock	■	■	■	■
Circuit directory	■	■	■	■
Touch-up paint	■	■	■	■
Front filler plates	■	■	■	■
Universal raintight hubs	■	■	■	■
Door handle	■	■	■	■
Service barrier kits	■	■	■	■
Load center hardware kits	■	■	■	■
Surge protectors	■	■	■	■

NOTE: Options and accessories shown are not available for all products. Reference BuyLog pages for details.

ReliaHome P-Series load centers

Table of contents

ReliaHome P-Series load centers	
Product overview	1-7
Ordering code construction	1-8
P-Series main breaker indoor (NEMA 1) enclosure	1-9
P-Series main breaker outdoor (NEMA 3) enclosure	1-9
P-Series main lug factory installed indoor (NEMA 1) enclosure	1-10
P-Series main lug factory installed outdoor (NEMA 3) enclosure	1-10
P-Series+ main breaker indoor (NEMA 1) enclosure	1-11
P-Series+ main breaker outdoor (NEMA 3) enclosure	1-11
P-Series+ main lug factory installed indoor (NEMA 1) enclosure	1-12
P-Series+ main lug factory installed outdoor (NEMA 3) enclosure	1-13

ReliaHome load centers

Standard P-Series and Premium P-Series+ product overview



With advanced plug-on neutral electronic circuit breakers that attach to the neutral bus using ABB's unique ReliaLock™ connection feature and round plug-on neutral bars, ReliaHome P-Series and P-Series+'s features enable you to perform faster and more efficient circuit breaker installations.

Solar ready load centers are used in residential applications that use solar photovoltaic (PV) power to optimize reliability and protection. Solar ready load centers comply with the National Electric Code (NEC) for use with a PV power source. Per NEC 705.12, these meter combos can handle current up to 120% of the bus ampacity, using standard back fed circuit breakers.

Features

- UL listed (Panelboards No. 67)
- Single-phase, three-wire, 120/240 V AC
- 60°C/75°C conductor rating
- Suitable for use as Service Entrance Equipment when installed in accordance with National Electrical Code
- 22kAIC RMS symmetrical, except where noted

ReliaHome P-Series

- Available with gray or white fronts for indoor
- Plug-on neutral
- Galvanized enclosures
- Integrated circuit breaker mounting rails
- One-tool installation
- Backed out neutral screws
- Factory installed bonding screw–convertible (outdoor NEMA 3R only)
- Field extendable neutral bars
- First set of twist outs removed
- 2-year limited warranty
- Aluminum bus

ReliaHome P-Series+

- Available with gray or white fronts for indoor
- Plug-on neutral
- Galvanized enclosures
- Integrated circuit breaker mounting rails
- One-tool installation
- Backed out neutral screws
- Factory installed bonding screw–convertible (outdoor NEMA 3R only)
- Field extendable neutral bars
- First set of twist outs removed
- 10-year limited warranty
- Copper bus
- Solar ready options available

ReliaHome load centers

Standard P-Series and Premium P-Series+ ordering code construction

Ordering code construction

PA	M	08	20	R	FL
<p>ABB identification</p> <p>PA = ReliaHome P-Series</p> <p>PC = ReliaHome P-Series+</p> <p>PFA = ReliaHome P-Series replacement front</p> <p>PFC = ReliaHome P-Series+ replacement front</p>					<p>Specials</p> <p>Blank = No special suffix</p> <p>FL = Feed-through lugs</p> <p>M = Riser panel</p> <p>G = Factory installed ground bar</p>
<p>Type of main</p> <p>M = Main circuit breaker</p> <p>L = Main lug</p> <p>C = Main lug convertible</p>					<p>Trim type/color, enclosure type</p> <p>Blank = Combination surface/flush trim, gray, NEMA 1</p> <p>W = Combination surface/flush trim, white, NEMA 1</p> <p>R = Surface trim, gray, NEMA 3R</p>
<p>Maximum spaces/circuits</p> <p>08 = 8-1" spaces, 16 circuits</p> <p>12 = 12-1" spaces, 24 circuits</p> <p>16 = 16-1" spaces, 32 circuits</p> <p>20 = 20-1" spaces, 40 circuits</p> <p>24 = 24-1" spaces, 48 circuits</p> <p>30 = 30-1" spaces, 60 circuits</p> <p>40 = 40-1" spaces, 80 circuits</p> <p>60 = 60-1" spaces, 120 circuits</p>				<p>Main ampere rating</p> <p>10 = 100 amperes</p> <p>12 = 125 amperes</p> <p>15 = 150 amperes</p> <p>20 = 200 amperes</p> <p>22 = 225 amperes</p>	

ReliaHome P-Series load centers

P-Series main circuit breaker, NEMA 1 indoor

Main ampere rating	1 pole, 1" spaces	Max single pole circuits	Front type	Replacement front ordering code ²	Main wire size (AWG/kcmil) Cu-Al	Equipment ground kit	Ordering code ¹
100	16	32	Combination	PFAM1610	#4 - 1/0	TGK12/TGK24 (order separately)	PAM1610
	20	40	Combination	PFAM2010	#4 - 1/0	TGK12/TGK24 (order separately)	PAM2010
	30	60	Combination	PFAM3010	#4 - 1/0	TGK12/TGK24 (order separately)	PAM3010
125	24	48	Combination	PFAM2412	#2 - 2/0	TGK12/TGK24 (order separately)	PAM2412
	24	48	Combination	PFAM2412	#2 - 2/0	Factory installed TGK24	PAM2412G
	30	60	Combination	PFAM3012	#2 - 2/0	TGK12/TGK24 (order separately)	PAM3012
150	16	32	Combination	PFAM1615	#1 - 3/0 Cu; 2/0 - 3/0 Al	TGK12/TGK24 (order separately)	PAM1615
	20	40	Combination	PFAM2015	#1 - 3/0 Cu; 2/0 - 3/0 Al	TGK12/TGK24 (order separately)	PAM2015
	30	60	Combination	PFAM3015	#1 - 3/0 Cu; 2/0 - 3/0 Al	TGK12/TGK24 (order separately)	PAM3015
	40	80	Combination	PFAM4015	#1 - 3/0 Cu; 2/0 - 3/0 Al	TGK12/TGK42 (order separately)	PAM4015
200	20	40	Combination	PFAM2020	#1 - 250 Cu; 2/0 - 250 Al	TGK12/TGK24 (order separately)	PAM2020
	30	60	Combination	PFAM3020	#1 - 250 Cu; 2/0 - 250 Al	TGK12/TGK24 (order separately)	PAM3020
	30	60	Combination	PFAM3020	#1 - 250 Cu; 2/0 - 250 Al	Factory installed TGK24	PAM3020G
	40	80	Combination	PFAM4020	#1 - 250 Cu; 2/0 - 250 Al	TGK12/TGK42 (order separately)	PAM4020
	40	80	Combination	PFAM4020	#1 - 250 Cu; 2/0 - 250 Al	Factory installed TGK42	PAM4020G
	60	120	Combination	PFAM6020	#1 - 250 Cu; 2/0 - 250 Al	TGK12/TGK32 (order separately)	PAM6020
225	40	80	Combination	PFAM4022	#1 - 300 Cu; 2/0 - 300 Al	TGK12/TGK42 (order separately)	PAM4022

P-Series main circuit breaker, NEMA 1 indoor white

Main ampere rating	1 pole, 1" spaces	Max single pole circuits	Front type	Replacement front ordering code ²	Main wire size (AWG/kcmil) Cu-Al	Equipment ground kit	Ordering code ¹
100	16	32	Combination	PFAM1610W	#4 - 1/0	TGK12/TGK24 (order separately)	PAM1610W
	20	40	Combination	PFAM2010W	#4 - 1/0	TGK12/TGK24 (order separately)	PAM2010W
	30	60	Combination	PFAM3010W	#4 - 1/0	TGK12/TGK24 (order separately)	PAM3010W
125	24	48	Combination	PFAM2412W	#2 - 2/0	TGK12/TGK24 (order separately)	PAM2412W
	30	60	Combination	PFAM3012W	#2 - 2/0	TGK12/TGK24 (order separately)	PAM3012W
150	16	32	Combination	PFAM1615W	#1 - 3/0 Cu; 2/0 - 3/0 Al	TGK12/TGK24 (order separately)	PAM1615W
	20	40	Combination	PFAM2015W	#1 - 3/0 Cu; 2/0 - 3/0 Al	TGK12/TGK24 (order separately)	PAM2015W
	30	60	Combination	PFAM3015W	#1 - 3/0 Cu; 2/0 - 3/0 Al	TGK12/TGK24 (order separately)	PAM3015W
	40	80	Combination	PFAM4015W	#1 - 3/0 Cu; 2/0 - 3/0 Al	TGK12/TGK42 (order separately)	PAM4015W
200	20	40	Combination	PFAM2020W	#1 - 250 Cu; 2/0 - 250 Al	TGK12/TGK24 (order separately)	PAM2020W
	30	60	Combination	PFAM3020W	#1 - 250 Cu; 2/0 - 250 Al	TGK12/TGK24 (order separately)	PAM3020W
	40	80	Combination	PFAM4020W	#1 - 250 Cu; 2/0 - 250 Al	TGK12/TGK42 (order separately)	PAM4020W
	60	120	Combination	PFAM6020W	#1 - 250 Cu; 2/0 - 250 Al	TGK12/TGK32 (order separately)	PAM6020W
225	40	80	Combination	PFAM4022W	#1 - 300 Cu; 2/0 - 300 Al	TGK12/TGK42 (order separately)	PAM4022W

P-Series main circuit breaker, NEMA 3R outdoor

Main ampere rating	1 pole, 1" spaces	Max single pole circuits	Front type	Replacement front ordering code ²	Main wire size (AWG/kcmil) Cu-Al	Equipment ground kit	Ordering code ¹
100	16	32	-	-	#4 - 1/0	TGK12 (order separately)	PAM1610R
	16	32	-	-	#4 - 1/0	Factory installed TGK12	PAM1610RG
	20	40	-	-	#4 - 1/0	TGK12/TGK24 (order separately)	PAM2010R
125	20	40	-	-	#2 - 2/0 Cu-Al	TGK12/TGK24 (order separately)	PAM2012R
	24	48	-	-	#2 - 2/0 Cu-Al	TGK12/TGK24 (order separately)	PAM2412R
	30	60	-	-	#2 - 2/0 Cu-Al	TGK12/TGK24 (order separately)	PAM3012R
150	08	16	-	-	#1 - 3/0 Cu; 2/0 - 3/0 Al	TGK12 (order separately)	PAM0815RFL³
	20	40	-	-	#1 - 3/0 Cu; 2/0 - 3/0 Al	TGK12/TGK24 (order separately)	PAM2015R
	30	60	-	-	#1 - 3/0 Cu; 2/0 - 3/0 Al	TGK12/TGK24 (order separately)	PAM3015R
200	08	16	-	-	#1 - 250 Cu; 2/0 - 250 Al	TGK12 (order separately)	PAM0820RFL³
	20	40	-	-	#1 - 250 Cu; 2/0 - 250 Al	TGK12/TGK24 (order separately)	PAM2020R
	20	40	-	-	#1 - 250 Cu; 2/0 - 250 Al	Factory installed TGK24	PAM2020RG
	30	60	-	-	#1 - 250 Cu; 2/0 - 250 Al	TGK12/TGK24 (order separately)	PAM3020R
	40	80	-	-	#1 - 250 Cu; 2/0 - 250 Al	TGK12/TGK42 (order separately)	PAM4020R
	60	120	-	-	#1 - 250 Cu; 2/0 - 250 Al	TGK12/TGK32 (order separately)	PAM6020R

¹If a larger than #4 Al/Cu ground wire is needed please order ground lug kit: TNLK20. This is a single add-a-lug- that accommodates a #6-2/0 Al/Cu ground wire.

²All ABB ReliaHome load centers come with the front included in the box. A replacement front is only needed if one is damaged or lost.

³These outdoor main breaker load centers come with factory installed feed through lugs.

NOTE: Circuit breakers must be ordered separately. [Click here.](#)

ReliaHome P-Series load centers

P-Series main lug, NEMA 1 indoor

Main ampere rating	1 pole, 1" spaces	Max single pole circuits	Front type	Replacement front ordering code ¹	Main wire size (AWG/kcmil) Cu-Al	Equipment ground kit	Ordering code
125	16	32	Combination	PFAL1612	#6 - 2/0	Factory installed TGK12 & TNLK20. Order additional TGK12 or TGK24 separately if needed.	PAL1612
	20	40	Combination	PFAL2012	#6 - 2/0	Factory installed TGK24 & TNLK20. Order additional TGK12 or TGK24 separately if needed.	PAL2012
	24	48	Combination	PFAL2412	#6 - 2/0	Factory installed TGK24 & TNLK20. Order additional TGK12 or TGK24 separately if needed.	PAL2412
	30	60	Combination	PFAL3012	#6 - 2/0	Factory installed TGK24 & TNLK20. Order additional TGK12 or TGK24 separately if needed.	PAL3012
150	16	32	Combination	PFAL1615	#6 - 250	Factory installed TGK12 & TNLK20. Order additional TGK12 or TGK24 separately if needed.	PAL1615
	20	40	Combination	PFAL2015	#6 - 250	Factory installed TGK24 & TNLK20. Order additional TGK12 or TGK24 separately if needed.	PAL2015
200	20	40	Combination	PFAL2020	#6 - 250	Factory installed TGK24 & TNLK20. Order additional TGK12 or TGK24 separately if needed.	PAL2020
	30	60	Combination	PFAL3020	#6 - 250	Factory installed TGK24 & TNLK20. Order additional TGK12 or TGK24 separately if needed.	PAL3020
	40	80	Combination	PFAL4020	#6 - 250	Factory installed TGK42 & TNLK20. Order additional TGK12 or TGK42 separately if needed.	PAL4020
225	40	80	Combination	PFAL4022	#1 - 300	Factory installed TGK42 & TNLK20. Order additional TGK12 or TGK42 separately if needed.	PAL4022

P-Series main lug, NEMA 1 indoor white

Main ampere rating	1 pole, 1" spaces	Max single pole circuits	Front type	Replacement front ordering code ¹	Main wire size (AWG/kcmil) Cu-Al	Equipment ground kit	Ordering code
125	16	32	Combination	PFAL1612W	#6 - 2/0	Factory installed TGK12 & TNLK20. Order additional TGK12 or TGK24 separately if needed.	PAL1612W
	20	40	Combination	PFAL2012W	#6 - 2/0	Factory installed TGK24 & TNLK20. Order additional TGK12 or TGK24 separately if needed.	PAL2012W
	24	48	Combination	PFAL2412W	#6 - 2/0	Factory installed TGK24 & TNLK20. Order additional TGK12 or TGK24 separately if needed.	PAL2412W
	30	60	Combination	PFAL3012W	#6 - 2/0	Factory installed TGK24 & TNLK20. Order additional TGK12 or TGK24 separately if needed.	PAL3012W
150	16	32	Combination	PFAL1615W	#6 - 250	Factory installed TGK12 & TNLK20. Order additional TGK12 or TGK24 separately if needed.	PAL1615W
	20	40	Combination	PFAL2015W	#6 - 250	Factory installed TGK24 & TNLK20. Order additional TGK12 or TGK24 separately if needed.	PAL2015W
200	20	40	Combination	PFAL2020W	#6 - 250	Factory installed TGK24 & TNLK20. Order additional TGK12 or TGK24 separately if needed.	PAL2020W
	30	60	Combination	PFAL3020W	#6 - 250	Factory installed TGK24 & TNLK20. Order additional TGK12 or TGK24 separately if needed.	PAL3020W
	40	80	Combination	PFAL4020W	#6 - 250	Factory installed TGK42 & TNLK20. Order additional TGK12 or TGK42 separately if needed.	PAL4020W
225	40	80	Combination	PFAL4022W	#1 - 300	Factory installed TGK42 & TNLK20. Order additional TGK12 or TGK42 separately if needed.	PAL4022W

P-Series main lug / main lug convertible to main circuit breaker, Outdoor NEMA 3R main lug convertible

Main ampere rating	1 pole, 1" spaces	Max single pole circuits	Front type	Replacement front ordering code ¹	Main wire size (AWG/kcmil) Cu-Al	Equipment ground kit	Ordering code ²
125	16	32	-	-	#6 - 2/0	Factory installed TGK12 & TNLK20. Order additional TGK12 separately if needed.	PAC1612R
	20	40	-	-	#6 - 2/0	Factory installed TGK24 & TNLK20. Order additional TGK12 or TGK24 separately if needed.	PAC2012R
	24	48	-	-	#6 - 2/0	Factory installed TGK24 & TNLK20. Order additional TGK12 or TGK24 separately if needed.	PAC2412R
200	20	40	-	-	#6 - 250	Factory installed TGK24 & TNLK20. Order additional TGK12 or TGK24 separately if needed.	PAC2020R
	30	60	-	-	#6 - 250	Factory installed TGK24 & TNLK20. Order additional TGK12 or TGK24 separately if needed.	PAC3020R
	40	80	-	-	#6 - 250	Factory installed TGK42 & TNLK20. Order additional TGK12 or TGK42 separately if needed.	PAC4020R
225	40	80	-	-	#1 - 300	Factory installed TGK42 & TNLK20. Order additional TGK12 or TGK42 separately if needed.	PAC4022R
	60	120	-	-	#1 - 300	Two (2) factory installed TGK32 and one (1) TNLK20. Order additional TGK12 or TGK32 separately if needed.	PAC6022R

¹All ABB ReliaHome load centers come with the front included in the box. A replacement front is only needed if one is damaged or lost.

²For main breaker conversion utilize THQMXXXXF for 150A-225A MLO load centers and THQMXXXXF for 125A MLO load centers. Please see main circuit breaker section of the Buylog for more details.

NOTE: Circuit breakers must be ordered separately. [Click here.](#)

ReliaHome P-Series+ load centers

P-Series+ main circuit breaker, NEMA 1 indoor

Main ampere rating	1 pole, 1" spaces	Max single pole circuits	Front type	Replacement front ordering code ²	Main wire size (AWG/kcmil) Cu-Al	Equipment ground kit	Ordering code ¹
100	16	32	Combination	PFCM1610	#4 – 1/0	TGK12/TGK24 (order separately)	PCM1610
	20	40	Combination	PFCM2010	#4 – 1/0	TGK12/TGK24 (order separately)	PCM2010
	30	60	Combination	PFCM3010	#4 – 1/0	TGK12/TGK24 (order separately)	PCM3010
125	24	48	Combination	PFCM2412	#2 – 2/0	TGK12/TGK24 (order separately)	PCM2412
	30	60	Combination	PFCM3012	#2 – 2/0	TGK12/TGK24 (order separately)	PCM3012
150	16	32	Combination	PFCM1615	#1 – 3/0 Cu; 2/0 - 3/0 Al	TGK12/TGK24 (order separately)	PCM1615
	20	40	Combination	PFCM2015	#1 – 3/0 Cu; 2/0 - 3/0 Al	TGK12/TGK24 (order separately)	PCM2015
	30	60	Combination	PFCM3015	#1 – 3/0 Cu; 2/0 - 3/0 Al	TGK12/TGK24 (order separately)	PCM3015
	40	80	Combination	PFCM4015	#1 – 3/0 Cu; 2/0 - 3/0 Al	TGK12/TGK42 (order separately)	PCM4015
200	20	40	Combination	PFCM2020	#1 – 250 Cu; 2/0 - 250 Al	TGK12/TGK24 (order separately)	PCM2020
	30	60	Combination	PFCM3020	#1 – 250 Cu; 2/0 - 250 Al	TGK12/TGK24 (order separately)	PCM3020
	30	60	Combination	PFCM3020	#1 – 250 Cu; 2/0 - 250 Al	Factory installed TGK24	PCM3020G
	40	80	Combination	PFCM4020	#1 – 250 Cu; 2/0 - 250 Al	TGK12/TGK42 (order separately)	PCM4020
	40	80	Combination	PFCM4020	#1 – 250 Cu; 2/0 - 250 Al	Factory installed TGK42	PCM4020G
225	40	80	Combination	PFCM4022	#1 – 300 Cu; 2/0 - 300 Al	TGK12/TGK42 (order separately)	PCM4022
	60	120	Combination	PFCM6022	#1 – 300 Cu; 2/0 - 300 Al	TGK12/TGK32 (order separately)	PCM6022

P-Series+ main circuit breaker, NEMA 1 indoor white

Main ampere rating	1 pole, 1" spaces	Max single pole circuits	Front type	Replacement front ordering code ²	Main wire size (AWG/kcmil) Cu-Al	Equipment ground kit	Ordering code ¹
100	16	32	Combination	PFCM1610W	#4 – 1/0	TGK12/TGK24 (order separately)	PCM1610W
	20	40	Combination	PFCM2010W	#4 – 1/0	TGK12/TGK24 (order separately)	PCM2010W
	30	60	Combination	PFCM3010W	#4 – 1/0	TGK12/TGK24 (order separately)	PCM3010W
125	24	48	Combination	PFCM2412W	#2 – 2/0	TGK12/TGK24 (order separately)	PCM2412W
	30	60	Combination	PFCM3012W	#2 – 2/0	TGK12/TGK24 (order separately)	PCM3012W
150	16	32	Combination	PFCM1615W	#1 – 3/0 Cu; 2/0 - 3/0 Al	TGK12/TGK24 (order separately)	PCM1615W
	20	40	Combination	PFCM2015W	#1 – 3/0 Cu; 2/0 - 3/0 Al	TGK12/TGK24 (order separately)	PCM2015W
	30	60	Combination	PFCM3015W	#1 – 3/0 Cu; 2/0 - 3/0 Al	TGK12/TGK24 (order separately)	PCM3015W
	40	80	Combination	PFCM4015W	#1 – 3/0 Cu; 2/0 - 3/0 Al	TGK12/TGK42 (order separately)	PCM4015W
200	20	40	Combination	PFCM2020W	#1 – 250 Cu; 2/0 - 250 Al	TGK12/TGK24 (order separately)	PCM2020W
	30	60	Combination	PFCM3020W	#1 – 250 Cu; 2/0 - 250 Al	TGK12/TGK24 (order separately)	PCM3020W
	40	80	Combination	PFCM4020W	#1 – 250 Cu; 2/0 - 250 Al	TGK12/TGK42 (order separately)	PCM4020W
225	40	80	Combination	PFCM4022W	#1 – 300 Cu; 2/0 - 300 Al	TGK12/TGK42 (order separately)	PCM4022W
	60	120	Combination	PFCM6022W	#1 – 300 Cu; 2/0 - 300 Al	TGK12/TGK32 (order separately)	PCM6022W

P-Series+ main circuit breaker, NEMA 3R outdoor

Main ampere rating	1 pole, 1" spaces	Max single pole circuits	Front type	Replacement front ordering code ²	Main wire size (AWG/kcmil) Cu-Al	Equipment ground kit	Ordering code ¹
100	16	32	–	–	#4 – 1/0	TGK12 (order separately)	PCM1610R
	20	40	–	–	#4 – 1/0	TGK12/TGK24 (order separately)	PCM2010R
125	20	40	–	–	#2 – 2/0 Cu-Al	TGK12/TGK24 (order separately)	PCM2012R
	24	48	–	–	#2 – 2/0 Cu-Al	TGK12/TGK24 (order separately)	PCM2412R
	30	60	–	–	#2 – 2/0 Cu-Al	TGK12/TGK24 (order separately)	PCM3012R
150	08	16	–	–	#1 – 3/0 Cu; 2/0 - 3/0 Al	TGK12 (order separately)	PCM0815RFL³
	20	40	–	–	#1 – 3/0 Cu; 2/0 - 3/0 Al	TGK12/TGK24 (order separately)	PCM2015R
	30	60	–	–	#1 – 3/0 Cu; 2/0 - 3/0 Al	TGK12/TGK24 (order separately)	PCM3015R
200	08	16	–	–	#1 – 250 Cu; 2/0 - 250 Al	TGK12 (order separately)	PCM0820RFL³
	40	80	–	–	#1 – 250 Cu; 2/0 - 250 Al	TGK12/TGK24 (order separately)	PCM4020R

¹If a larger than #4 Al/Cu ground wire is needed please order ground lug kit: TNLK20. This is a single add-a-lug- that accommodates a #6-2/0 Al/Cu ground wire.

²All ABB ReliaHome load centers come with the front included in the box. A replacement front is only needed if one is damaged or lost.

³These outdoor main breaker load centers come with factory installed feed through lugs.

ReliaHome P-Series+ load centers

P-Series+ main lug convertible to main circuit breaker, NEMA 1 indoor

Main ampere rating	1 pole, 1" spaces	Max single pole circuits	Front type	Replacement front ordering code ¹	Main wire size (AWG/kcmil) Cu-Al	Equipment ground kit	Ordering code ²
125	16	32	Combination	PFCC1612	#6 - 2/0	Factory installed TGK12 & TNLK20. Order additional TGK12 or TGK24 separately if needed.	PCC1612
	20	40	Combination	PFCC2012	#6 - 2/0	Factory installed TGK24 & TNLK20. Order additional TGK12 or TGK24 separately if needed.	PCC2012
	24	48	Combination	PFCC2412	#6 - 2/0	Factory installed TGK24 & TNLK20. Order additional TGK12 or TGK24 separately if needed.	PCC2412
	30	60	Combination	PFCC3012	#6 - 2/0	Factory installed TGK24 & TNLK20. Order additional TGK12 or TGK24 separately if needed.	PCC3012
150	16	32	Combination	PFCC1615	#6 - 250	Factory installed TGK12 & TNLK20. Order additional TGK12 or TGK24 separately if needed.	PCC1615
	20	40	Combination	PFCC2015	#6 - 250	Factory installed TGK24 & TNLK20. Order additional TGK12 or TGK24 separately if needed.	PCC2015
200	20	40	Combination	PFCC2020	#6 - 250	Factory installed TGK24 & TNLK20. Order additional TGK12 or TGK24 separately if needed.	PCC2020
	30	60	Combination	PFCC3020	#6 - 250	Factory installed TGK24 & TNLK20. Order additional TGK12 or TGK24 separately if needed.	PCC3020
	40	80	Combination	PFCC4020	#6 - 250	Factory installed TGK42 & TNLK20. Order additional TGK12 or TGK42 separately if needed.	PCC4020
225	40	80	Combination	PFCC4022	#1 - 300	Factory installed TGK42 & TNLK20. Order additional TGK12 or TGK42 separately if needed.	PCC4022
	60	120	Combination	PFCC6022	#1 - 300	Two (2) factory installed TGK32 and one (1) TNLK20. Order additional TGK12 or TGK32 separately if needed.	PCC6022

P-Series+ main lug convertible to main circuit breaker, NEMA 1 indoor white

Main ampere rating	1 pole, 1" spaces	Max single pole circuits	Front type	Replacement front ordering code ¹	Main wire size (AWG/kcmil) Cu-Al	Equipment ground kit	Ordering code ²
125	16	32	Combination	PFCC1612W	#6 - 2/0	Factory installed TGK12 & TNLK20. Order additional TGK12 or TGK24 separately if needed.	PCC1612W
	20	40	Combination	PFCC2012W	#6 - 2/0	Factory installed TGK24 & TNLK20. Order additional TGK12 or TGK24 separately if needed.	PCC2012W
	24	48	Combination	PFCC2412W	#6 - 2/0	Factory installed TGK24 & TNLK20. Order additional TGK12 or TGK24 separately if needed.	PCC2412W
	30	60	Combination	PFCC3012W	#6 - 2/0	Factory installed TGK24 & TNLK20. Order additional TGK12 or TGK24 separately if needed.	PCC3012W
150	16	32	Combination	PFCC1615W	#6 - 250	Factory installed TGK12 & TNLK20. Order additional TGK12 or TGK24 separately if needed.	PCC1615W
	20	40	Combination	PFCC2015W	#6 - 250	Factory installed TGK24 & TNLK20. Order additional TGK12 or TGK24 separately if needed.	PCC2015W
200	20	40	Combination	PFCC2020W	#6 - 250	Factory installed TGK24 & TNLK20. Order additional TGK12 or TGK24 separately if needed.	PCC2020W
	20	40	Combination	PFCC2020W	#6 - 250	Factory installed TGK24 & TNLK20. Order additional TGK12 or TGK24 separately if needed.	PVCC2020W ☀️
	30	60	Combination	PFCC3020W	#6 - 250	Factory installed TGK24 & TNLK20. Order additional TGK12 or TGK24 separately if needed.	PCC3020W
	30	60	Combination	PFCC3020W	#6 - 250	Factory installed TGK24 & TNLK20. Order additional TGK12 or TGK24 separately if needed.	PVCC3020W ☀️
	40	80	Combination	PFCC4020W	#6 - 250	Factory installed TGK42 & TNLK20. Order additional TGK12 or TGK42 separately if needed.	PCC4020W
225	40	80	Combination	PFCC4022W	#1 - 300	Factory installed TGK42 & TNLK20. Order additional TGK12 or TGK42 separately if needed.	PCC4022W
	40	80	Combination	PFCC4022W	#1 - 300	Factory installed TGK42 & TNLK20. Order additional TGK12 or TGK42 separately if needed.	PVCC4022W ☀️

¹All ABB ReliaHome load centers come with the front included in the box. A replacement front is only needed if one is damaged or lost.

²For main breaker conversion utilize THQMVXXXF for 150A-225A MLO load centers and THQMHXXXF for 125A MLO load centers. Please see main circuit breaker section of the Buylog for more details.

☀️ Solar ready.

Max PV + main breaker rating ≤ busbar ratings x 1.2

Ordering code	Main breaker rating	Bus rating	Max PV breaker rating
PVCC2020W ☀️	200A	225A	70A
PVCC3020W ☀️	200A	225A	70A
PVCC4022W ☀️	225A	225A	40A

ReliaHome P-Series+ load centers

P-Series+ main lug convertible to main circuit breaker, NEMA 3R outdoor

Main ampere rating	1 pole, 1" spaces	Max single pole circuits	Front type	Replacement front ordering code ¹	Main wire size (AWG/kcmil) Cu-Al	Equipment ground kit	Ordering code ²
125	16	32	-	-	#6 - 2/0	Factory installed TGK12 & TNLK20. Order additional TGK12 separately if needed.	PCC1612R
	20	40	-	-	#6 - 2/0	Factory installed TGK24 & TNLK20. Order additional TGK12 or TGK24 separately if needed.	PCC2012R
	24	48	-	-	#6 - 2/0	Factory installed TGK24 & TNLK20. Order additional TGK12 or TGK24 separately if needed.	PCC2412R
200	20	40	-	-	#6 - 250	Factory installed TGK24 & TNLK20. Order additional TGK12 or TGK24 separately if needed.	PCC2020R
	20	40	-	-	#6 - 250	Factory installed TGK24 & TNLK20. Order additional TGK12 or TGK24 separately if needed.	PVCC2020R ☀️
	30	60	-	-	#6 - 250	Factory installed TGK24 & TNLK20. Order additional TGK12 or TGK24 separately if needed.	PCC3020R
	30	60	-	-	#6 - 250	Factory installed TGK24 & TNLK20. Order additional TGK12 or TGK24 separately if needed.	PVCC3020R ☀️
	40	80	-	-	#6 - 250	Factory installed TGK42 & TNLK20. Order additional TGK12 or TGK42 separately if needed.	PCC4020R
225	40	80	-	-	#1 - 300	Factory installed TGK42 & TNLK20. Order additional TGK12 or TGK42 separately if needed.	PCC4022R
	40	80	-	-	#1 - 300	Factory installed TGK42 & TNLK20. Order additional TGK12 or TGK42 separately if needed.	PVCC4022R ☀️
	60	120	-	-	#1 - 300	Two (2) factory installed TGK32 and one (1) TNLK20. Order additional TGK12 or TGK32 separately if needed.	PCC6022R

¹All ABB ReliaHome load centers come with the front included in the box. A replacement front is only needed if one is damaged or lost.

²For main breaker conversion utilize THQMVXXXF for 150A-225A MLO load centers and THQMHXXXF for 125A MLO load centers. Please see main circuit breaker section of the Buylog for more details.

☀️ Solar ready.

Max PV + main breaker rating ≤ busbar ratings x 1.2

Ordering code	Main breaker rating	Bus rating	Max PV breaker rating
PVCC2020R ☀️	200A	225A	70A
PVCC3020R ☀️	200A	225A	70A
PVCC4022R ☀️	225A	225A	40A

ReliaHome T-Series

Table of contents

ReliaHome T-Series	
Product overview	1-15
Ordering code construction	1-15
Main breaker factory installed indoor (NEMA 1) enclosure	1-16
Main breaker factory installed outdoor (NEMA 3) enclosure	1-16
Main lug factory installed indoor (NEMA 1) enclosure	1-16
Main lug factory installed outdoor (NEMA 3) enclosure	1-16
Main lug convertible to main circuit breaker indoor (NEMA 1)	1-17
Main lug convertible to main circuit breaker outdoor (NEMA 3)	1-17

ReliaHome load centers

T-Series product overview



Designed to control the distribution of energy through the house. T-Series load centers' unique features enable a safe, fast, and easy installation. At the same time, they deliver benefits in design, function, and quality that are intuitive and impactful.

ReliaHome T-Series

- Galvanized enclosures
- Backed out neutral screws
- 2-year limited warranty
- Copper bus

Features

- UL listed (Panelboards No. 67)
- Single-phase, three-wire, 120/240 V AC
- 60°/75°C conductor rating
- Suitable for use as service entrance Equipment when installed in accordance with the National Electrical Code
- 22kAIC RMS symmetrical, except where noted
- 2-14 circuit devices UL listed for bottom mounted lugs by installing complete unit (box, interior and front) upside down.

Ordering code construction

T	LM	Q	8	12	S	CU	D
ABB identification T = ReliaHome T-Series							Specials G = Factory installed ground bar D = Optional door for 6-8 space panel W = White trim
Type of main M = Main circuit breaker L = Main lug LM = Convertible PL = Main lug (Thermoplastic)						Bus bar material CU = Copper bus	
For use with THQL/THHQL circuit breakers only						Trim type/color, enclosure type C = Combination surface/flush F = Flush S = Surface R = NEMA 3R	
Maximum spaces/circuits 2 = 2-1" spaces, 4 circuits 4 = 4-1" spaces, 8 circuits 5 = 5-1" spaces, 10 circuits 6 = 6-1" spaces, 12 circuits 8 = 8-1" spaces, 16 circuits 12 = 12-1" spaces, 24 circuits 14 = 14-1" spaces, 28 circuits						Main ampere rating 40 = 40 amperes 70 = 70 amperes 10 = 100 amperes 12 = 125 amperes	

ReliaHome T-Series load centers

T-Series main circuit breaker, NEMA 1 indoor

Main ampere rating	1 pole, 1" spaces	Max single pole circuits	Front type	Main wire size (AWG/kcmil) Cu-Al	Equipment ground kit	Ordering code
100	12	24	Combination	4-1/0	TGL2 & TGL20 installed	TMQ1210CCU
125	12	24	Combination	1-2/0	TGL2 & TGL20 installed	TMQ1212CCU

T-Series main circuit breaker, NEMA 3R outdoor

Main ampere rating	1 pole, 1" spaces	Max single pole circuits	Front type	Main wire size (AWG/kcmil) Cu-Al	Equipment ground kit	Ordering code
100	12	24	-	4-1/0	TGK12/TGK24 (order separately)	TMQ1210RCU
125	12	24	-	1-2/0	TGK12/TGK24 (order separately)	TMQ1212RCU

T-Series main lug, NEMA 1 indoor

Main ampere rating	1 pole, 1" spaces	Max single pole circuits	Front type	Main wire size (AWG/kcmil) Cu-Al	Equipment ground kit	Ordering code
40	2	4	Surface	14-4	TGK4 (order separately)	TL240SCU
70	2	4	Surface	6-3	TGK4 (order separately)	TL270SCU
125	4	8	Combination	1-2/0	TGL1 (order separately)	TLQ412C
			Combination	1-2/0	TGL1 installed	TLQ412CT
			Thermoplastic	1-2/0	TGL1 (order separately)	TPLQ412C
			Thermoplastic	1-2/0	TGL1 installed	TPLQ412CT

T-Series main lug, NEMA 3R outdoor

Main ampere rating	1 pole, 1" spaces	Max single pole circuits	Front type	Main wire size (AWG/kcmil) Cu-Al	Equipment ground kit	Ordering code
40	2	4	-	14-4	TGK4 (order separately)	TL240RCU
70	2	4	-	6-3	TGK4 (order separately)	TL270RCU
125	4	8	-	1-2/0	TGL1 (order separately)	TLQ412R1¹
			-	1-2/0	TGL1 installed	TLQ412RT1¹
			-	1-2/0	TGL1 (order separately)	TLQ412R2¹
			Thermoplastic	1-2/0	TGL1 (order separately)	TPLQ412R
			Thermoplastic	1-2/0	TGL1 installed	TPLQ412RT
			-	6-3	TGL1 installed	TLQ510RT

¹Both the TLQ412RT1 and TL412R1 come with knockouts on the bottom only. The only difference is TLQ412RT1 comes with a factory installed ground bar. The TLQ412R2 is similar but comes in a larger enclosure with additional knockouts on both the bottom, left and right sides, and rear. Please review the linked outline drawings of each for comparison to select the model appropriate for your application.

NOTE: Circuit breakers must be ordered separately. [Click here.](#)

ReliaHome T-Series load centers

T-Series main lug convertible to main circuit breaker, NEMA 1 indoor

Main ampere rating	1 pole, 1" spaces	Max single pole circuits	Front type	Main wire size (AWG/kcmil) Cu-Al	Equipment ground kit	Ordering code
125	6	12	Flush	6-2/0	TGL2 (order separately)	TLMQ612FCU ^{1,2,4}
			Flush	6-2/0	TGL2 (order separately)	TLMQ612FCUD ^{1,2}
			Flush	6-2/0	TGL2 factory installed	TLMQ612FCUDG ^{1,2}
			Surface	6-2/0	TGL2 (order separately)	TLMQ612SCU ^{1,2,4}
			Surface	6-2/0	TGL2 (order separately)	TLMQ612SCUD ^{1,2}
			Surface	6-2/0	TGL2 factory installed	TLMQ612SCUDG ^{1,2}
	8	16	Flush	6-2/0	TGL2 (order separately)	TLMQ812FCU ^{1,2,4}
			Flush	6-2/0	TGL2 (order separately)	TLMQ812FCUD ^{1,2}
			Flush	6-2/0	TGL2 factory installed	TLMQ812FCUDG ^{1,2}
			Surface	6-2/0	TGL2 (order separately)	TLMQ812SCU ^{1,2,4}
			Surface	6-2/0	TGL2 (order separately)	TLMQ812SCUD ^{1,2}
			Surface	6-2/0	TGL2 factory installed	TLMQ812SCUDG ^{1,2}
14	28	Combination	6-2/0	TGL2 factory installed	TLMQ1412CCU ^{2,3}	

T-Series main lug convertible to main circuit breaker, NEMA 1 indoor white

Main ampere rating	1 pole, 1" spaces	Max single pole circuits	Front type	Main wire size (AWG/kcmil) Cu-Al	Equipment ground kit	Ordering code
125	14	28	Combination	6-2/0	TGL2 factory installed	TLMQ1412CCUW ^{2,3}

T-Series main lug convertible to main circuit breaker, NEMA 3R outdoor

Main ampere rating	1 pole, 1" spaces	Max single pole circuits	Front type	Main wire size (AWG/kcmil) Cu-Al	Equipment ground kit	Ordering code
125	6	12	-	6-2/0	TGL2 (order separately)	TLMQ612RCU ^{1,2}
	8	16	-	6-2/0	TGL2 (order separately)	TLMQ812RCU ^{1,2,5}
	8	16	-	6-2/0	TGK12/TGK24 (order separately)	TLMQ812RCU2 ^{2,3,6}
	14	28	-	6-2/0	TGL2 factory installed	TLMQ1412RCU ^{2,3}

¹For main breaker, order THQLRK2 retainer kit plus 2-pole circuit breaker. 100 amp maximum due to wire bending requirements.

²No lock provision available. Use next size larger load center such as PAL1612 with a TDL106 accessory if locking provision is required.

³For main breaker, order THQLRK3 retainer kit plus 2-pole circuit breaker. 100 amp maximum due to wire bending requirements.

⁴Load center front does not come with door. If a door is desired choose the ordering code with D suffix. If a door and a factory installed ground bar is desired choose the ordering code with a DG suffix.

⁵Largest knockout in TLMQ812RCU is 3/4 inches. TLMQ812RCU2 incorporates a larger enclosure with larger knockouts that go up to 2 1/2 inches. Review the outline drawings to select the model appropriate for your application.

⁶For main breaker, order THQLRK1 retainer kit plus 2-pole circuit breaker. 100 amp maximum due to wire bending requirements.

ReliaHome meter combos

Table of contents

ReliaHome meter combos	
Product overview	1-19
Ordering code construction - Meter main	1-20
Meter main, ringless	1-21
Meter main, ring type	1-21
Ordering code construction - Single main	1-22
Ordering code construction - PON single main	1-23
Single main, ringless	1-24
Single main, ring type, top bottom, main breaker	1-25
Single main, ring type, side-by-side, main breaker	1-26
Single main, ring type, extra wide, main breaker	1-26
Single main, ring type, top bottom, main breaker, EUSERC	1-27
Ordering code construction - Dual main	1-28
Dual main, ringless	1-29
Dual main circuit breaker, plug-on neutral	1-30

ReliaHome meter combos

Product overview

ReliaHome meter combos are available in a variety of configurations including meter main, single main top/bottom, single main side-by-side, and dual main. EUSERC approved designs, plug-on neutral designs, and solar ready meter combos are available. ReliaHome meter combos are engineered with high-quality materials for extended durability. Their optimized design allows for easy and fast installation. Solar ready meter combos are used in residential applications that use solar photovoltaic (PV) power to optimize reliability and protection. Solar ready meter combos comply with the National Electric Code (NEC) for use with a PV power source. Per NEC 705.12, these meter combos can handle current up to 120% of the bus ampacity, using standard back fed circuit breakers.

Features

- UL listed (Panelboards No. UL67)
- Single-phase, three-wire, 120/240 V AC
- Standard 12/18 month warranty
- Galvanized enclosures
- Service barriers included for factory installed main circuit breaker and main circuit breaker kits (required to meet UL67 for service entrance applications)
- NEMA 3R outdoor rated
- 22kAIC rated



Meter Main

Meter Main


- Meter socket with single main
- Up to 200 A
- Ring and ringless versions available



Single Main, Side-By-Side, EUSERC

Single Main, Side-By-Side, EUSERC


- Extra wide options available
- Solar ready options available
- Ring version available
- Up to 200 A



Single Main, Top/Bottom

Single Main, Top/Bottom

- Ring and ringless versions available
- Plug on neutral options available
- Up to 200 A
- Solar ready options available



Dual Main

Dual Main

- Ring and ringless versions available
- Up to 400 A
- Factory- and field-installed main breakers
- Plug-on neutral options available
- Solar ready options available



Single Main, Top/Bottom, EUSERC

Single Main, Top/Bottom, EUSERC

- Ring version available
- Up to 225 A
- Plug on neutral options available
- Solar ready options available

ReliaHome meter combos

Ordering code construction - Meter main

T **M** **10** **RMC**

Load center

T = ABB non-PON designation

Socket type

M = Ring or Ringless

SMR = Ringless

Suffix

RMC = Various utility approvals

CSGP = GP** approved

RMCFMG = MEG/FMG* approved

Amperage rating

10 = 100A

12 = 125A

15 = 150A

20 = 200A

*FMG = Florida Meeting Group now part of Meter Equipment Group (MEG) utility.

**GP = Georgia Power utility.

ReliaHome meter combos



TM20RMCFMG

Meter main, no bypass

Main ampere rating	Ring / Ringless	Factory installed service disconnect	Ordering code
100	Ring	A1N	TM10RMC¹
	Ringless	A1N	TM10RMCFMG²
125	Ring	A2N	TM12RMC¹
	Ringless	A2N	TM12RMCFMG²
150	Ring	A2N	TM15RMC¹
	Ringless	A2N	TM15RMCFMG²
	Ringless	A2N	TSMR015CSGP³
200	Ring	A2N	TM20RMC¹
	Ringless	A2N	TM20RMCFMG²
	Ringless	A2N	TSMR020CSGP³

NOTE: All meter mains are 22kAIC.

NOTE: All main wire sizes (AWG/Kcmil) Cu-Al are 2-250.

NOTE: All meter mains have a surface front type.

NOTE: All meter mains have overhead/underground UL feed.

NOTE: Please review your local utility specs to determine the SKU to fit your local needs.

¹Devices include removable closing cap. Order hub separately. See page 1-62.

²MEG approved.

³Georgia Power approved.

NOTE: Circuit breakers must be ordered separately. [Click here.](#)

ReliaHome meter combos


Ordering code construction - Single main

	T	SM	RQ	20	20	C	S	CU
Load center T = ABB non-PON designation								
Main type SM = Meter socket - main circuit breaker (with circuits)								Bussing type, feed-thru type AL = Aluminum non-feed thru CU = Copper non-feed thru FL = Copper feed-thru
Socket type Q = Ring RQ = Ringless BQ = Ringless lever bypass								Front type F = Semi-Flush S = Surface W = Surface - EUSERC wide body
Max number of 1" spaces "2 - 40" = Maximum # of 1" spaces for circuit breakers								Feed type U = Underground C = Overhead/underground
Amperage rating 10 = 100A 12 = 125A 15 = 150A 20 = 200A 22 = 225A								

ReliaHome meter combos



PAMS0820TRLLCS



PAMS2020TRLLCS

Single main, ringless, top/bottom, main circuit breaker

Main ampere rating	Max branch circuit breaker spaces	Max branch circuit breaker circuits	Bypass type	Factory installed service disconnect	Main wire size (AWG/kcmil) Cu-Al	Equipment ground kit	Ordering code
125	4	8	None	THHQL	#6-350	TGK12 (order separately)	TSMRQ412CSCU
	8	16	Lever	THHQL	#6-2/0	Factory installed TGK12	PAMS0812TRLLCS ⁵
	12	24	Horn Bypass	THHQL	#6-350	TGK12 (order separately)	TSMRQ1212CSCU ¹
150	4	8	None	THQMV	#6-350	Factory installed TGL2	TSMRQ415CSCUGP ^{2,4}
	4	8	None	THQMV	#6-350	Factory installed TGL2	TSMRQ415CSFLFMG ^{2,3}
	4	8	Horn Bypass	THQMV	#6-350	Factory installed TGK12	TSMRQ415CSCU ²
	8	16	Lever	THQMV	#6-350	Factory installed TGK12	PAMS0815TRLLCS ^{5,6}
	8	16	None	THQMV	#6-350	Factory installed TGK24	PAMS815TRLLCS ^{2,3,5,6}
	20	40	Horn Bypass	THQMV	#6-350	Factory installed TGK24	PAMS2015TRLLCS ⁵
	20	40	Lever	THQMV	#6-350	Factory installed TGK24	PAMS2015TRLLCS ⁵
	30	60	Lever	THQMV	#6-350	Factory installed TGK32A	PAMS3015TRLLCS ⁵
200	4	8	None	THQMV	#6-350	Factory installed TGL2	TSMRQ420CSFLFMG ^{2,3}
	4	8	None	THQMV	#6-350	Factory installed TGL2	TSMRQ420CSCUGP ^{2,4}
	4	8	Horn Bypass	THQMV	#6-350	Factory installed TGK12	TSMRQ420CSCU ²
	8	16	Lever	THQMV	#6-350	Factory installed TGK12	PAMS0820TRLLCS ^{5,6}
	8	16	None	THQMV	#6-350	Factory installed TGK24	PAMS820TRLLCS ^{2,3,5,6}
	20	40	Horn Bypass	THQMV	#6-350	Factory installed TGK24	PAMS2020TRLLCS ⁵
	20	40	Lever	THQMV	#6-350	Factory installed TGK24	PAMS2020TRLLCS ^{5,6}
	20	40	None	THQMV	#6-350	Factory installed TGK24	PAMS2020TRLLCS ^{5,5}
	30	60	Lever	THQMV	#6-350	Factory installed TGK32	PAMS3020TRLLCS ⁵
	30	60	Lever	THQMV	#6-350	Factory installed TGK32	PCMS3020TRLLCSR ⁵ ☀
	40	80	Lever	THQMV	#6-350	Factory installed TGK42	PAMS4020TRLLCS ⁵
	40	80	Lever	THQMV	#6-350	Factory installed TGK42	PCMS4020TRLLCSR ⁵ ☀

NOTE: All single mains are 22kAIC.
 NOTE: All single mains have a surface front type.
 NOTE: All single mains have overhead/underground UL feed.
 NOTE: Please review your local utility specs to determine the SKU to fit your local needs.

¹Devices include removable closing cap. Order hub separately. See page 1-62.
²Feed through lugs provided.
³MEG approved.
⁴Georgia Power approved.
⁵These ordering codes are Plug-On Neutral (PON).
⁶Accepts field installed fifth jaw terminal in the 3 or 9 o'clock position. Ordering code TJAW53; order separately.
 ☀ Solar ready.

Max PV + main breaker rating ≤ busbar ratings x 1.2

Ordering code	Main breaker rating	Bus rating	Max PV breaker rating
PCMS3020TRLLCSR ☀	200A	225A	70A
PCMS4020TRLLCSR ☀	200A	225A	70A

NOTE: Circuit breakers must be ordered separately. [Click here.](#)

ReliaHome meter combos



TSMQ420CSCU

Single main, top/bottom, ring type, main circuit breaker, no bypass

Main ampere rating	Max branch circuit breaker spaces	Max branch circuit breaker circuits	Equipment ground kit	Ordering code
150	4	8	TGL2 included	TSMQ415CSCU ²
	8	16	TGK24 included	PAMS815TRNCS ¹
200	4	8	TGL2 included	TSMQ420CSCU ²
	8	16	TGK24 included	PAMS820TRNCS ¹

NOTE: All devices include removable closing cap. Order hub separately. See page 1-62.

NOTE: All single mains are 22kAIC.

NOTE: All single mains have a surface front type.

NOTE: All single mains have overhead/underground UL feed.

NOTE: Please review your local utility specs to determine the SKU to fit your local needs.

¹These ordering codes are Plug-On Neutral (PON).

²Accepts field installed fifth jaw terminal in the 3 or 9 o'clock position. Ordering code TJAW53; order separately.

NOTE: Circuit breakers must be ordered separately. [Click here.](#)

ReliaHome meter combos



TSMQ2020CSCU

Single main, ring type, side-by-side, main circuit breaker, no bypass, EUSERC

Main ampere rating	Max branch circuit breaker spaces	Max branch circuit breaker circuits	Front type	Factory installed service disconnect	Main wire size (AWG/kcmil) Cu-Al	Ordering code
100	16	32	Semi-flush	THHQL	12-2/0	TSMQ1610CFCU ^{2,4} ☀️
	16	32	Surface	THHQL	12-2/0	TSMQ1610CSCU ^{1,2,3,4} ☀️
125	12	34	Semi-flush	THHQL	12-2/0	TSMQ1212CFCU ²
	12	34	Surface	THHQL	12-2/0	TSMQ1212CSCU ^{1,2,3}
	16	32	Semi-flush	THHQL	12-2/0	TSMQ1612CFCU ²
	16	32	Surface	THHQL	12-2/0	TSMQ1612CSCU ^{1,2,3}
150	8	16	Surface	THQMV	1-300	TSMQ815CSCU ^{1,5}
200	8	16	Surface	THQMV	6-350	TSMQ820CSCU ^{1,5}
	0	0	Surface	THQMV	6-350	TSM020CSCU ^{1,5}
	20	40	Semi-flush	THQMV	1-300	TSMQ2020CFCU ^{2,4} ☀️
	20	40	Surface	THQMV	1-300	TSMQ2020CSCU ^{1,2,3,4} ☀️

NOTE: All single mains are 22kAIC.
 NOTE: All single mains have overhead/underground UL feed.
 NOTE: All single mains require TKG12 equipment ground bar to be ordered separately.
 NOTE: Please review your local utility specs to determine the SKU to fit your local needs.

- ¹Devices include removable closing cap. Order hub separately. See page 1-62.
- ²Accepts field installed fifth jaw terminal in the 3 or 9 o'clock position. Ordering code TJAW53; order separately.
- ³Surface mounted units have two hub provisions on top end wall.
- ⁴Unit ships with factory-installed solar-ready label.
- ⁵Feed through lugs provided.
- ☀️ Solar ready.

Max PV + main breaker rating ≤ busbar ratings x 1.2

Ordering code	Main breaker rating	Bus rating	Max PV breaker rating
TSMQ1610CFCU ☀️	100A	125A	50A
TSMQ1610CSCU ☀️	100A	125A	50A
TSMQ2020CFCU ☀️	200A	225A	70A
TSMQ2020CSCU ☀️	200A	225A	70A

Single main, ring type, extra wide, main circuit breaker, no bypass, EUSERC

Main ampere rating	Max branch circuit breaker spaces	Max branch circuit breaker circuits	Front type	Factory installed service disconnect	Main wire size (AWG/kcmil) Cu-Al	Ordering code
200	32	64	Surface	THQMV	1-300	TSM3220UWCU ⁶
	40	80	Surface	THQMV	1-300	TSM4020UWCU ⁶

NOTE: All single mains are 22kAIC.
 NOTE: All single mains have underground UL feed.
 NOTE: All single mains require TKG12 equipment ground bar to be ordered separately.
 NOTE: Please review your local utility specs to determine the SKU to fit your local needs.

- ⁶Devices include removable closing cap. Order hub separately. See page 1-62.

NOTE: Circuit breakers must be ordered separately. [Click here.](#)

ReliaHome meter combos



PAMS4022TRNUS

Single main, ring type, top/bottom, main circuit breaker, no bypass, EUSERC

Main ampere rating	Max branch circuit breaker spaces	Max branch circuit breaker circuits	Front type	Factory installed service disconnect	Main wire size (AWG/kcmil) Cu-Al	Ordering code
200	20	40	Semi-flush	THQMV	1-4/0	PAMS2020TRNUF ²
	20	40	Surface	THQMV	1-4/0	PAMS2020TRNUS ^{1,2}
	30	60	Semi-flush	THQMV	1-300	PAMS3020TRNUF
	30	60	Surface	THQMV	1-300	PAMS3020TRNUS ²
	30	60	Semi-flush	THQMV	1-4/0	PCMS3020TRNUFR ³ ☀
	30	60	Surface	THQMV	1-4/0	PCMS3020TRNUSR ³ ☀
225	30	60	Semi-flush	THQMV	1-300	PAMS3022TRNUF
	30	60	Surface	THQMV	1-300	PAMS3022TRNUS ²
	40	80	Semi-flush	THQMV	1-300	PAMS4022TRNUF
	40	40	Surface	THQMV	1-300	PAMS4022TRNUS ²

NOTE: All single mains are 22kAIC.

NOTE: All single mains have underground UL feed.

NOTE: All single mains require TGK12 equipment ground bar to be ordered separately.

NOTE: Please review your local utility specs to determine the SKU to fit your local needs.

¹Devices include removable closing cap. Order hub separately. See page 1-62.

²Accepts field installed fifth jaw terminal in the 3 or 9 o'clock position. Ordering code TJAW53; order separately.

³Unit ships with factory-installed solar-ready label.

☀ Solar ready.

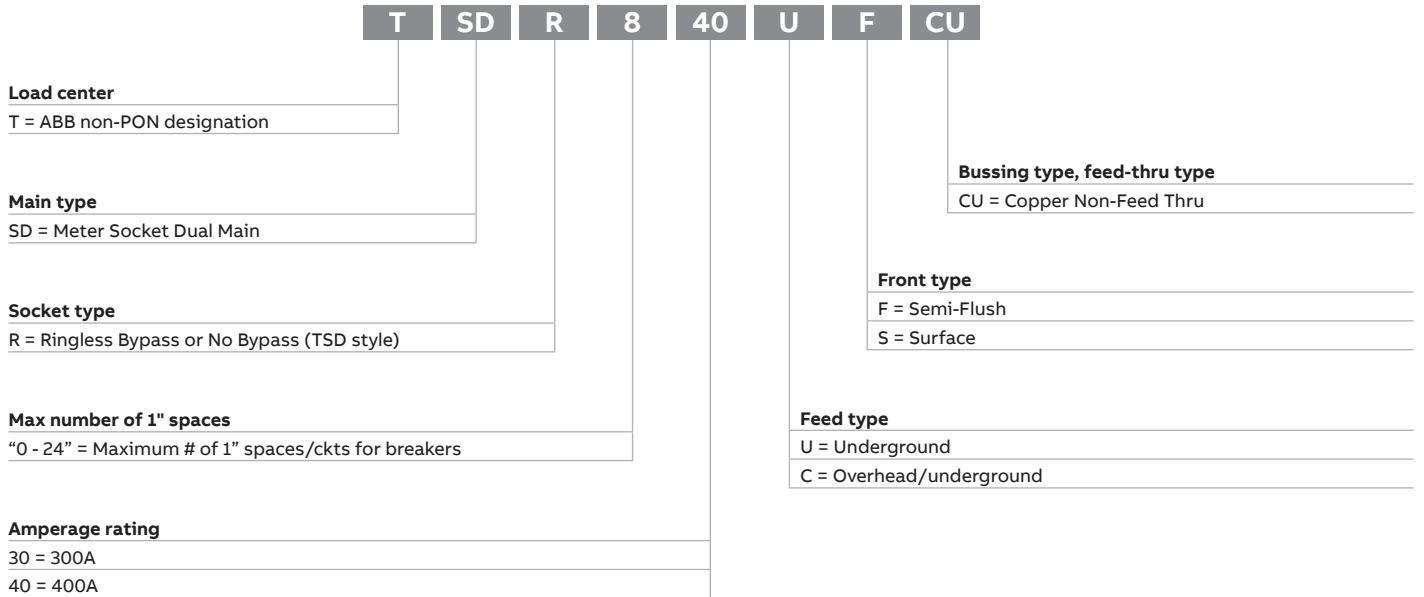
Max PV + main breaker rating ≤ busbar ratings x 1.2

Ordering code	Main breaker rating	Bus rating	Max PV breaker rating
PCMS3020TRNUFR ☀	200A	225A	70A
PCMS3020TRNUSR ☀	200A	225A	70A

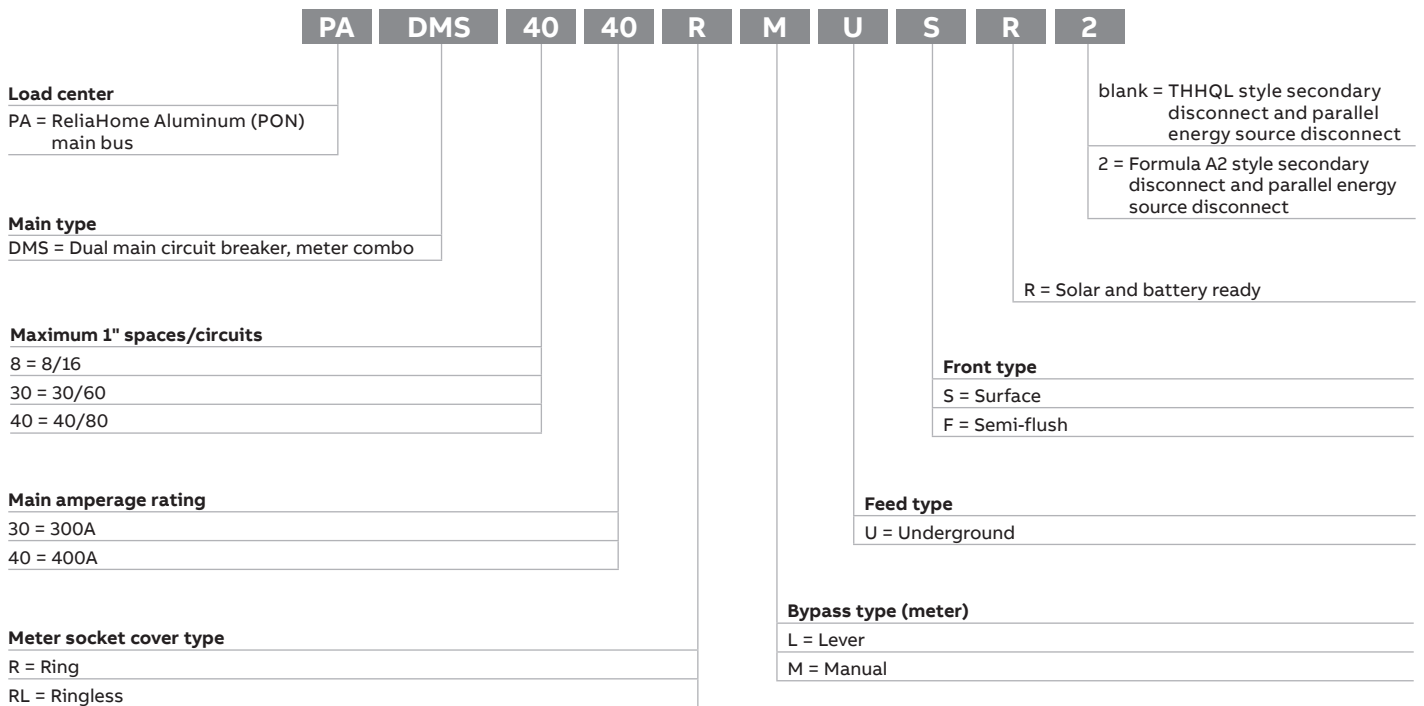
NOTE: Circuit breakers must be ordered separately. [Click here.](#)

ReliaHome meter combos

Ordering code construction - Dual main type (TSD)



Ordering code construction - PON dual main



ReliaHome meter combos

Dual main circuit breaker, ringless, lever bypass, side by side socket layout, Class 320

Main ampere rating	Max branch circuit breaker spaces	Max branch circuit breaker circuits	Front type	UL feed	Factory installed service disconnect	Secondary service disconnect*	Main wire size (AWG/kcmil) Cu-Al	Ordering code
300	8	16	Surface	OH/UG	A2N150CTL-2SB	Available circuit breakers: 1,2,5,6 Comes with factory installed A2N150CTL-4SB.	(2) 250 MCM per phase & neutral (lugs included)	TSDR830CFCUGP ^{2,4}
400	0	0	Semiflush	UG	A2N200CTL-4SB	Available circuit breakers: 1,2,3,4,5,6,7,8	Studs only	TSDR040UFCUAEP ^{1,3}
	8	16	Surface	OH/UG	A2N200CTL-2SB	Available circuit breakers: 1,2,3,4,5,6,7,8 Comes with factory installed A2N200CTL-4SB.	(2) 250 MCM per phase & neutral (lugs included)	TSDR840CFCUGP ^{2,4}
	8	16	Surface	UG	A2N200CTL-2SB	Available circuit breakers: 1,2,3,4,5,6,7,8	Studs only	TSDR840UFCUAEP ^{1,3}

NOTE: All dual mains are 22kAIC.

NOTE: TGL2, TGL4, TGL8 equipment ground kits ordered separately.

NOTE: Please review your local utility specs to determine the SKU to fit your local needs.

NOTE: The combined amperage of the two mains cannot exceed the main amperage rating of the SKU. IE: If your main is 300A then your two disconnects cannot exceed 300A.

¹Stud provisions only provided. Line and neutral lugs are not included. To be provided by others.

²Georgia Power approved.

³AEP approved.

⁴MEG approved.

*Secondary service disconnect:

¹A2A125CTL-4SB

²A2A150CTL-4SB

³A2A175CTL-4SB

⁴A2A200CTL-4SB

⁵A2N125CTL-4SB


⁶A2N150CTL-4SB

⁷A2N175CTL-4SB

⁸A2N200CTL-4SB

NOTE: Circuit breakers must be ordered separately. [Click here.](#)

ReliaHome meter combos



PADMS4040RMUFR2

Dual main circuit breaker, plug-on neutral, EUSERC

Main ampere rating	Max branch circuit breaker spaces	Max branch circuit breaker circuits	Front type	Ring / Ringless	Bypass type	Factory installed service disconnect	Secondary service disconnect (field installed)*	Parallel source service disconnect (field installed)*	Ordering code
300	8	16	Semiflush	Ring	Manual	THQMV150CTL	THHQL2 100A Max	THHQL2 125A Max	PADMS0830RMUFR
	8	16	Semiflush	Ring	Manual	THQMV150CTL	Available circuit breakers: 1,2	Available circuit breakers: 1,2,3,4	PADMS0830RMUFR2
	30	60	Semiflush	Ring	Manual	THQMV150CTL	THHQL2 100A Max	THHQL2 125A Max	PADMS3030RMUFR
	30	60	Semiflush	Ring	Manual	THQMV150CTL	Available circuit breakers: 1,2	Available circuit breakers: 1,2,3,4	PADMS3030RMUFR2
	40	80	Semiflush	Ring	Manual	THQMV150CTL	THHQL2 100A Max	THHQL2 125A Max	PADMS4030RMUFR
	40	80	Semiflush	Ring	Manual	THQMV150CTL	Available circuit breakers: 1,2	Available circuit breakers: 1,2,3,4	PADMS4030RMUFR2
	8	16	Surface	Ringless	Lever	THQMV150CTL	THHQL2 100A Max	THHQL2 125A Max	PADMS0830RLLUSR¹
	8	16	Surface	Ringless	Lever	THQMV150CTL	Available circuit breakers: 1,2	Available circuit breakers: 1,2,3,4	PADMS0830RLLUSR²
	30	60	Surface	Ringless	Lever	THQMV150CTL	THHQL2 100A Max	THHQL2 125A Max	PADMS3030RLLUSR¹
	30	60	Surface	Ringless	Lever	THQMV150CTL	Available circuit breakers: 1,2	Available circuit breakers: 1,2,3,4	PADMS3030RLLUSR²
	40	80	Surface	Ringless	Lever	THQMV150CTL	THHQL2 100A Max	THHQL2 125A Max	PADMS4030RLLUSR¹
	40	80	Surface	Ringless	Lever	THQMV150CTL	Available circuit breakers: 1,2	Available circuit breakers: 1,2,3,4	PADMS4030RLLUSR²
400	8	16	Semiflush	Ring	Manual	THQMV200CTL	Available circuit breakers: 1,2,3,4	Available circuit breakers: 1,2,3,4	PADMS0840RMUFR2
	30	60	Semiflush	Ring	Manual	THQMV200CTL			PADMS3040RMUFR2
	40	80	Semiflush	Ring	Manual	THQMV200CTL			PADMS4040RMUFR2
	8	16	Surface	Ringless	Lever	THQMV200CTL	PADMS0840RLLUSR²		
	30	60	Surface	Ringless	Lever	THQMV200CTL	PADMS3040RLLUSR²		
	40	80	Surface	Ringless	Lever	THQMV200CTL	PADMS4040RLLUSR²		

NOTE: All dual mains are 22kAIC.

NOTE: All dual mains have underground UL incoming.

NOTE: TGL2 or TGL4 or TGL8 equipment ground kits ordered separately.

NOTE: Please review your local utility specs to determine the SKU to fit your local needs.

NOTE: The combined amperage of the two mains cannot exceed the main amperage rating of the SKU. IE: If your main is 300A then you cannot utilize a 200A and a 150A main because this has a combined amperage of 350.

NOTE: Stud provisions only provided. Line and neutral lugs are not included.

¹MEG approved.

*Secondary and Parallel Source Service Disconnect available circuit breakers:

¹A2N125CTL-4SB

²A2N150CTL-4SB

³A2N175CTL-4SB

⁴A2N200CTL-4SB

NOTE: Circuit breakers must be ordered separately. [Click here.](#)

ReliaHome three phase load centers

Table of contents

ReliaHome three phase load centers	
Product overview	1-32
Ordering code construction	1-32
Main lug factory installed, indoor (NEMA 1) enclosure	1-33
Main lug factory installed, outdoor (NEMA 3R) enclosure	1-34
Main circuit breaker factory installed, indoor (NEMA 1) enclosure	1-34
Main circuit breaker factory installed, outdoor (NEMA 3R) enclosure	1-35

ReliaHome three phase load centers

Product overview

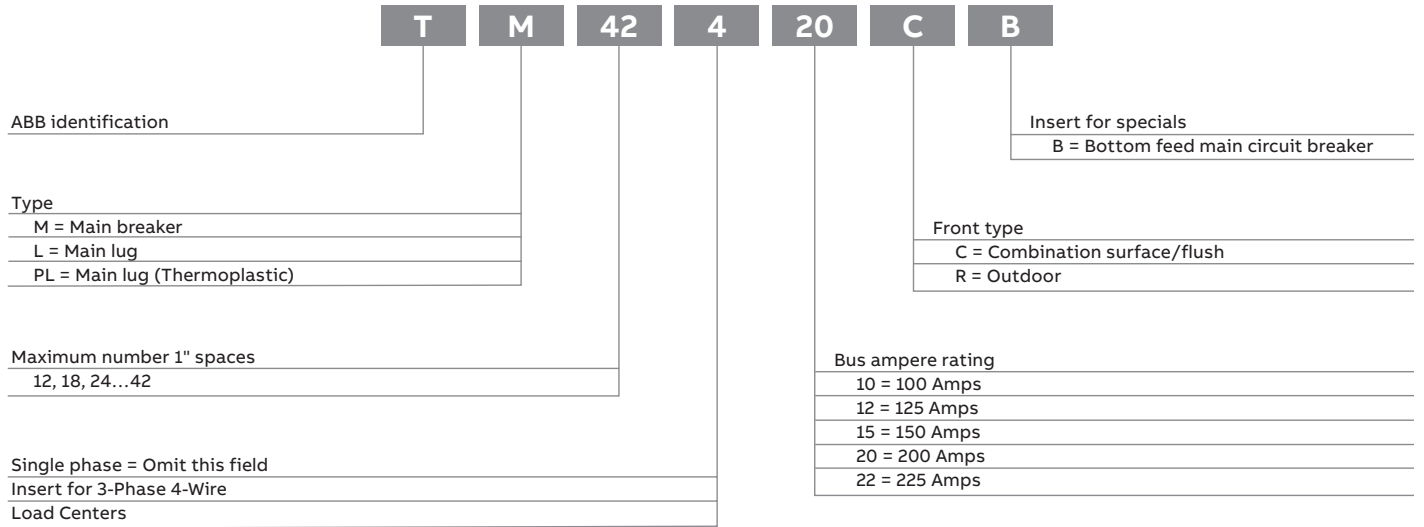


The ReliaHome three-phase load center is designed for use in commercial or high-rise residential units. The galvanized box and tin plated copper stabs ensure the reliability and durability of the load center. The product is available with the main circuit breaker or the main lugs factory installed.

Features

- UL Listed (Panelboards No. 67)
- Three-phase, four-wire, 208Y/120 V AC
- 60°/75°C Conductor Rating
- Suitable for Use as Service Entrance Equipment when Installed in Accordance with the National Electrical Code
- 22kAIC RMS symmetrical Short-circuit Rating Standard
- Bottom feed models available where noted with a "B" suffix.
- Copper breaker mounting stabs with aluminum bus

Ordering code construction



ReliaHome three phase load centers

Main lug, factory installed, indoor (NEMA 1) enclosure, top/bottom feed

Main ampere rating	1 pole, 1" spaces	2 pole, 1" spaces	3 pole, 1" spaces	Total 1-pole spaces	Front type	Box number	Main wire size (AWG/kcmil) Cu-Al	Equipment ground kit	Ordering code
125	12	6	4	12	Combination	4	6-2/0	TGK12 (order separately) TGK24 (order separately)	TL12412C ³
150	18	8	6	18	Combination	7	1-3/0 (Cu), 2/0-3/0 (Al)	TGK24 (order separately) TGK32 (order separately)	TL18415C ³
	24	12	8	24	Combination	7	1-3/0 (Cu), 2/0-3/0 (Al)	TGK24 (order separately) TGK32 (order separately)	TL24415C ³
200	18	8	6	18	Combination	8	1-250 (Cu), 2/0-250 (Al)	TGK32 (order separately)	TL18420C ³
	30	14	10	30	Combination	11	1-250 (Cu), 2/0-250 (Al)	TGK32 (order separately)	TL30420C ³
	42	20	14	42	Combination	13	1-250 (Cu), 2/0-250 (Al)	TGK42 (order separately)	TL42420C
225	30	14	10	30	Combination	15	1-300 (Cu), 2/0-300 (Al)	(2) TGL2 (order separately)	TL30422C ⁴
	42	20	14	42	Combination	15	1-300 (Cu), 2/0-300 (Al)	(2) TGL2 (order separately)	TL42422C ⁴

¹Three-phase ReliaHome load centers have aluminum bus with copper circuit breaker mounting stabs, providing copper-to-copper contact at circuit breaker stabs.

²Also UL Listed for three-phase, four-wire 240/120 Volts ac delta and three-phase, three-wire 240 Volts ac branch circuit breakers installed.

³Alternate main circuit breaker: 100 Amp max. THQL (10kAIC), THHQL (22kAIC) three-pole, use retainer THQLRK. See page 1-63.

⁴Not suitable for use as service entrance equipment.

Note: See page 11-6, RL Series Lighting Panelboards as replacements for 300-600A load centers.

NOTE: Circuit breakers must be ordered separately. [Click here.](#)

ReliaHome three phase load centers



TL12412R

Main lug, factory installed¹, outdoor (NEMA 3R) enclosure, top feed

Main ampere rating	1 pole, 1" spaces	2 pole, 1" spaces	3 pole, 1" spaces	Total 1-pole spaces	Box number	Main wire size (AWG/kcmil) Cu-Al	Equipment ground kit	Ordering code
125	12	6	4	12	R3	6-2/0	TGK12 or TGK24 (order separately)	TL12412R ²
150	18	8	6	18	R4	1-3/0 (Cu), 2/0-3/0 (Al)	TGK24 or TGK32 (order separately)	TL18415R ²
	24	12	8	24	R4	1-3/0 (Cu), 2/0-3/0 (Al)	TGK24 or TGK32 (order separately)	TL24415R ²
200	18	8	6	18	R4	1-250 (Cu), 2/0-250 (Al)	TGK32 (order separately)	TL18420R ²
	30	14	10	30	R6	1-250 (Cu), 2/0-250 (Al)	TGK32 (order separately)	TL30420R ²
	42	20	14	42	R8	1-250 (Cu), 2/0-250 (Al)	TGK42 (order separately)	TL42420R ³
225	42	20	14	42	R8	1-300 (Cu), 2/0-300 (Al)	TGK42 (order separately)	TL42422R ³



TM42420C

Main circuit breaker, factory installed^{1,2,4}, indoor (NEMA 1) enclosure

Main ampere rating	1 pole, 1" spaces	2 pole, 1" spaces	3 pole, 1" spaces	Total 1-pole spaces	Front type	Box number	Main wire size (AWG/kcmil) Cu-Al	Equipment ground kit	Ordering code
100	12	6	4	12	Combination	6	6-1/0 (Cu), 4-1/0 (Al)	TGK12 or TGK24 (order separately)	TM12410C ⁵
	18	8	6	18	Combination	6	6-1/0 (Cu), 4-1/0 (Al)	TGK24 or TGK32 (order separately)	TM18410C ⁵
125	30	14	10	30	Combination	12	1-3/0 (Cu), 2/0-3/0 (Al)	TGK32 (order separately)	TM30412C
	30	14	10	30	Combination	12	1-3/0 (Cu), 2/0-3/0 (Al)	TGK32 (order separately)	TM30412CB
150	24	12	8	24	Combination	11	1-3/0 (Cu), 2/0-3/0 (Al)	TGK32 (order separately)	TM24415C
	24	12	8	24	Combination	11	1-3/0 (Cu), 2/0-3/0 (Al)	TGK32 (order separately)	TM24415CB
	30	14	10	30	Combination	12	1-3/0 (Cu), 2/0-3/0 (Al)	TGK32 (order separately)	TM30415C
	30	14	10	30	Combination	12	1-3/0 (Cu), 2/0-3/0 (Al)	TGK32 (order separately)	TM30415CB
	42	20	14	42	Combination	15	1-3/0 (Cu), 2/0-3/0 (Al)	TGK42 (order separately)	TM42415C
	42	20	14	42	Combination	15	1-3/0 (Cu), 2/0-3/0 (Al)	TGK42 (order separately)	TM42415CB
200	24	12	8	24	Combination	12	1-300 (Cu), 2/0-300 (Al)	TGK32 (order separately)	TM24420C
	24	12	8	24	Combination	12	1-300 (Cu), 2/0-300 (Al)	TGK32 (order separately)	TM24420CB
	30	14	10	30	Combination	13	1-250 (Cu), 2/0-250 (Al)	TGK32 (order separately)	TM30420C
	30	14	10	30	Combination	13	1-250 (Cu), 2/0-250 (Al)	TGK32 (order separately)	TM30420CB
	42	20	14	42	Combination	14	1-250 (Cu), 2/0-250 (Al)	TGK42 (order separately)	TM42420C
	42	20	14	42	Combination	14	1-250 (Cu), 2/0-250 (Al)	TGK42 (order separately)	TM42420CB
225	42	20	14	42	Combination	15A	1-300 (Cu), 2/0-300 (Al)	(2) TGL2 (order separately)	TM42422C
	42	20	14	42	Combination	15A	1-300 (Cu), 2/0-300 (Al)	(2) TGL2 (order separately)	TM42422CB

¹Also UL Listed for three-phase, four-wire 240/120 Volts ac delta and three-phase, three-wire 240 Volts ac branch circuit breakers installed.

²Alternate main circuit breaker 100 Amp max. THQL (10kAIC), THHQL (22kAIC) three-pole, use retainer THQLRK. See page 1-63.

³Not suitable for use as service entrance equipment.

⁴Also UL Listed for three-phase, four-wire 240/120 Volts Hi leg delta and three-phase, three-wire 240 Volts ac branch circuit breakers installed.

⁵100 Amp indoor devices UL listed for bottom-feed by installing complete unit upside-down.

Note: See page 11-6, RL Series Lighting Panelboards as replacements for 300-600A load centers.

NOTE: Circuit breakers must be ordered separately. [Click here.](#)

ReliaHome three phase load centers



TM30420R

Main circuit breaker, factory installed, outdoor (NEMA 3R) enclosure, top feed

Main ampere rating	1 pole, 1" spaces	2 pole, 1" spaces	3 pole, 1" spaces	Total 1-pole spaces	Box number	Main wire size (AWG/kcmil) Cu-Al	Equipment ground kit	Ordering code
100	18	8	6	18	R4	6-1/0 (Cu), 4-1/0 (Al)	TGK24 or TGK32 (order separately)	TM18410R
125	30	14	10	30	R7	1-3/0 (Cu), 2/0-3/0 (Al)	TGK32 (order separately)	TM30412R
150	24	12	8	24	R6	1-3/0 (Cu), 2/0-3/0 (Al)	TGK32 (order separately)	TM24415R
	30	14	10	30	R7	1-3/0 (Cu), 2/0-3/0 (Al)	TGK32 (order separately)	TM30415R
200	30	14	10	30	R7B	1-250 (Cu), 2/0-250 (Al)	TGK32 (order separately)	TM30420R
	42	20	14	42	R8	1-250 (Cu), 2/0-250 (Al)	TGK42 (order separately)	TM42420R
225	42	20	14	42	R8B	1-300 (Cu), 2/0-300 (Al)	TGK42 (order separately)	TM42422R

Note: See page 11-6, RL Series Lighting Panelboards as replacements for 300-600A load centers.

NOTE: Circuit breakers must be ordered separately. [Click here.](#)

ReliaHome generator panels

Table of contents

ReliaHome generator panels	
Product overview	1-37
Main circuit breaker, two interlocked, indoor (NEMA 1) enclosure	1-37
Main circuit breaker, two interlocked, outdoor (NEMA 3R) enclosure	1-37

ReliaHome generator panels



Quickly and easily connect a residential generator with the home's electrical system. It is the ideal on/off switching system that allows the homeowner to change between power provided by the electrical utility and the generator. ReliaHome main circuit breaker generator panel helps to ensure the continuous operation of critical appliances such as lighting, refrigerators, air conditioning, and water heaters.

Features

- Single-phase, three-wire, 120/240 V AC
- Suitable for use in accordance with Article 702 of the National Electrical Code, ANSI/NFPA 70
- Single-phase, 2 interlock 60A or 30A main breakers, 8 circuits max.
- Safety and convenience when using a generator - 14,000 peak wattage, 11,520 continuous load, 48 amps at 240 volts.
- Maintains power to such critical circuits as those for furnace, pump, refrigerator, lights.
- Connected dual circuit breaker mechanism ensures that only one source is active at a time.

Main circuit breaker, two interlocked, indoor (NEMA 1) enclosure, top/bottom feed

Main ampere rating	1 pole, 1" spaces	2 pole, 1" spaces	1 pole, 1/2" spaces	2 pole, 1/2" spaces	Total 1-pole spaces	Max single pole circuits	Front type	Box number	Main wire size (AWG/kcmil) Cu-Al	Equipment ground kit	Ordering code
30	4	2	8	4	8	8	Flush	3A	6-1	Factory installed TGK12	TMQ830FCUGEN
	4	2	8	4	8	8	Surface	3A	6-1	Factory installed TGK12	TMQ830SCUGEN
60	4	2	8	4	8	8	Flush	3A	6-1	Factory installed TGK12	TMQ860FCUGEN
	4	2	8	4	8	8	Surface	3A	6-1	Factory installed TGK12	TMQ860SCUGEN

Main circuit breaker, two interlocked, outdoor (NEMA 3R) enclosure, top feed

Main ampere rating	1 pole, 1" spaces	2 pole, 1" spaces	1 pole, 1/2" spaces	2 pole, 1/2" spaces	Total 1-pole spaces	Box number	Main wire size (AWG/kcmil) Cu-Al	Equipment ground kit	Ordering code
30	4	2	8	4	8	R2A	6-1	Factory installed TGK12	TMQ830RCUGEN
60	4	2	8	4	8	R2A	6-1	Factory installed TGK12	TMQ860RCUGEN

NOTE: Circuit breakers must be ordered separately. [Click here.](#)

ReliaHome riser panels

Table of contents

ReliaHome riser panels	
Product overview	1-39
Indoor (NEMA 1) enclosure	1-39

ReliaHome riser panels



The ReliaHome riser panels are designed with an offset interior, enabling riser cables to go through the larger gutter to the side of the interior. Typical applications include multi-story buildings such as apartments, condominiums, and dormitories. The gutter tap kits allow the installer to easily tap off of the riser cables to the riser panel's main lugs.

Features

- Single phase, three-wire, 120/240 V AC
- Offset interior allowing 4 5/8 inches of gutter space to allow use of tap kits, 3 tap kits required in each riser panel for 1-phase applications. Riser panels do not come with tap kits included.
- Interior mounting allows either gutter location, left or right side
- Accepts 22kAIC rated main circuit breaker, series rated 22/10

P-Series riser panel, NEMA 1 indoor

Main ampere rating	1 pole, 1" spaces	Max single pole circuits	Ordering code ¹	Ordering code, white ¹
125	12	24	PAC1212M	PAC1212MW
	20	40	PAC2012M	PAC2012MW
200	30	60	PAC3020M	PAC3020MW

¹Requires gutter tap kits for each individual cable being pulled to the riser panel. Tap kits are not included in the riser panel. See table below for tap kit details and ordering codes.



TMGT250

ReliaHome gutter tap kits

Description	Ordering code
250 kcmil lugs gutter tap kit - 3 kits required per single phase, 4 kits required per three phase application	TMGT250
500 kcmil lugs gutter tap kit - 3 kits required per single phase, 4 kits required per three phase application	TMGT500

NOTE: Circuit breakers must be ordered separately. [Click here.](#)

ReliaHome pool and spa panels

Table of contents

ReliaHome pool and spa panels	
Product overview	1-41
Outdoor (NEMA 3R) enclosure	1-41

ReliaHome pool and spa panels



GFCI ReliaHome pool and spa panels supply power and protect a spa, pool, or any other outdoor area simply and economically. They feature ground fault circuit interrupter (GFCI) for maximum protection, and provide spaces for up to four additional circuit breakers. Moreover, GFCI ReliaHome pool and spa panels come with factory-installed neutral and ground bars along with a raintight hub for either top or bottom-feed.

Features

- Single-phase, three-wire, 120/240 V AC
- Expandable with up to four additional circuits
- Two versions: 50A or 60A 2-pole GFCI circuit breaker installed
- Factory-installed neutral and ground bar included
- Bottom or top feed (raintight hub included)
- Equipment ground kit installed

Outdoor (NEMA 3R) enclosure, top/bottom feed

Main ampere rating	1 pole, 1" spaces	2 pole, 1" spaces	1 pole, 1/2" spaces	2 pole, 1/2" spaces	Total 1-pole spaces	Max single pole circuits	Load center type	Box number	Main wire size (AWG/kcmil) Cu-Al	Equipment ground kit	Ordering code
125	4	2	8	4	8	8	Factory Included 50A GFCI	-	1-2/0	Factory installed TGL1	TL412R250GF
	4	2	8	4	8	8	Factory Included 60A GFCI	-	1-2/0	Factory installed TGL1	TL412R260GF

NOTE: Circuit breakers must be ordered separately. [Click here.](#)

ReliaHome circuit breakers

Table of contents

ReliaHome circuit breakers	
Product overview	1-43
Ordering code construction	1-43
Q-Line plug-in residential circuit breakers	1-44
Tandem and quad circuit breakers	1-45
Arc fault circuit interrupter (AFCI)	1-46
Dual function (DFCI/AFCI) ground fault & combination arc fault circuit breaker	1-46
Ground fault for personnel protection	1-47
Ground fault for equipment protection	1-47
Switching neutral circuit breakers	1-48
HID lighting circuit breakers	1-48
High magnetic circuit breakers	1-48
Molded case switches	1-49
Interlocking circuit breakers for use in ReliaHome generator panels	1-49
THQL circuit breakers with factory installed shunt	1-49
THQL circuit breakers, internal common trip with factory installed shunt	1-49

ReliaHome circuit breakers

Product overview



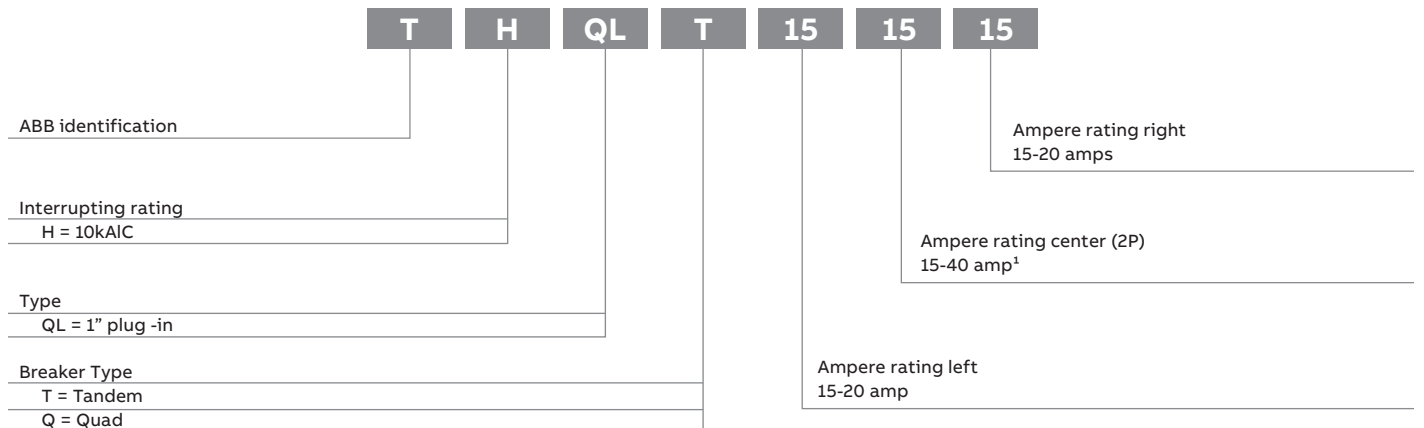
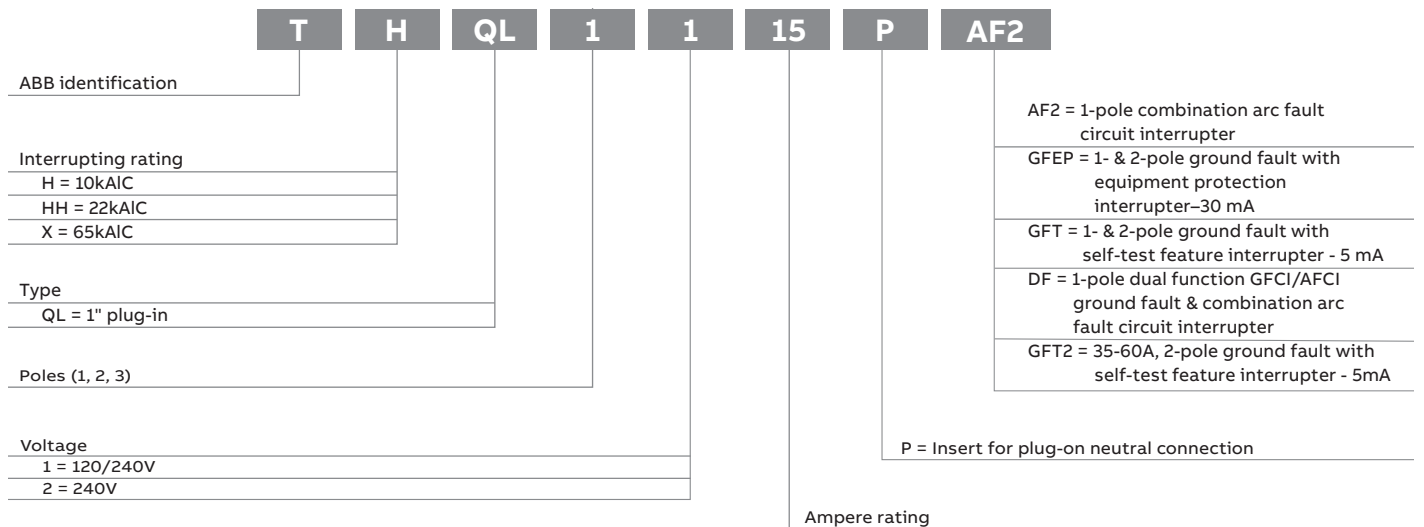
A full range of ReliaHome circuit breakers to fit almost any application.

Features

- Plug-on and long pigtail neutral options.
- Arc-Fault Circuit Interrupter (AFCI) can detect and interrupt arcing caused by damaged wire insulation or a frayed extension cord.

- Ground Fault Circuit Interrupter (GFCI): The NEC requires ground fault protection of receptacles outdoors and in garages, bathrooms, and spa areas.
- Dual Function Circuit Interrupter (DFCI) combine the functions of both the AFCI and GFCI circuit breakers in a cost effective and simple package.

Ordering code construction



¹Does not apply for Tandem breakers.

ReliaHome circuit breakers

Q-Line plug-in residential circuit breakers

Q-line plug-in circuit breakers

- Q-line plug-in circuit breakers are designed for use in ABB and GE load centers, meter combos, modular metering, enclosed circuit breakers, Midwest single socket metering, and Midwest RV power pedestals
- All circuit breakers are built, tested, and listed to UL and cUL standards (UL 489)
- 15-100 amp circuit breakers are UL Listed as HACR (heating air conditioning and refrigeration)
- Single-pole 15-20A 120/240 Vac circuit breakers are UL Listed as SWD (Switching Duty) rated. Suitable for switching 120 Vac fluorescent lighting loads
- 60°C / 75°C conductor rating

Voltage Amperage rating	10,000 AIC		22,000 AIC			65,000 AIC	
	Type THQL 1-inch module		Type THHQL 1-inch module			Type TXQL 1-inch module	
	120/240 Vac	240 Vac	120/240 Vac	120/240 Vac	240 Vac	120/240 Vac	240 Vac
Ordering code	Ordering code	Ordering code	Ordering code	Ordering code	Ordering code	Ordering code	Ordering code
Single pole							
15	THQL1115	-	THHQL1115	-	-	TXQL1115	-
20	THQL1120	-	THHQL1120	-	-	TXQL1120	-
25	THQL1125	-	THHQL1125	-	-	-	-
30	THQL1130	-	THHQL1130	-	-	TXQL1130	-
35	THQL1135	-	THHQL1135	-	-	-	-
40	THQL1140	-	THHQL1140	-	-	-	-
45	THQL1145	-	THHQL1145	-	-	-	-
50	THQL1150	-	THHQL1150	-	-	-	-
60	THQL1160	-	THHQL1160	-	-	-	-
70	THQL1170	-	THHQL1170	-	-	-	-
Two-pole: incorporated internal common trip bar							
15	THQL2115	THQL22015	THHQL2115	-	THHQL22015 ³	TXQL2115	-
20	THQL2120	THQL22020	THHQL2120	-	THHQL22020 ³	TXQL2120	-
25	THQL2125	THQL22025	THHQL2125	-	THHQL22025 ³	TXQL2125	-
30	THQL2130	THQL22030	THHQL2130	-	THHQL22030 ³	TXQL2130	-
35	THQL2135	THQL22035	THHQL2135	-	THHQL22035 ³	-	-
40	THQL2140	THQL22040	THHQL2140	THHQL2140RM ²	THHQL22040 ³	-	-
45	THQL2145	THQL22045	THHQL2145	-	THHQL22045 ³	-	-
50	THQL2150	THQL22050	THHQL2150	THHQL2150RM ²	THHQL22050 ³	-	-
60	THQL2160	THQL22060	THHQL2160	THHQL2160RM ²	THHQL22060 ³	-	-
70	THQL2170	THQL22070	THHQL2170	THHQL2170RM ²	THHQL22070 ³	-	-
80	THQL2180	THQL22080	THHQL2180	THHQL2180RM ²	THHQL22080 ³	-	-
90	THQL2190	THQL22090	THHQL2190	THHQL2190RM ²	THHQL22090 ³	-	-
100	THQL21100	THQL22100	THHQL21100	THHQL21100RM ²	THHQL22100 ³	-	-
110	THQL21110	-	THHQL21110	THHQL21110RM ²	-	-	-
125	THQL21125	-	THHQL21125	THHQL21125RM ²	-	-	-
Three-pole: incorporated internal common trip bar							
15	-	THQL32015	-	-	THHQL32015	-	-
20	-	THQL32020	-	-	THHQL32020	-	TXQL32020
25	-	THQL32025	-	-	THHQL32025	-	TXQL32025
30	-	THQL32030	-	-	THHQL32030	-	TXQL32030
35	-	THQL32035	-	-	THHQL32035	-	-
40	-	THQL32040	-	-	THHQL32040	-	-
45	-	THQL32045	-	-	THHQL32045	-	-
50	-	THQL32050	-	-	THHQL32050	-	-
60	-	THQL32060	-	-	THHQL32060	-	-
70	-	THQL32070	-	-	THHQL32070	-	-
80	-	THQL32080	-	-	THHQL32080	-	-
90	-	THQL32090	-	-	THHQL32090	-	-
100	-	THQL32100	-	-	THHQL32100	-	-

² Three-tier series rating capability.

³ Required for three-phase Delta Hi-Leg Systems only.



THQL1120



THQL2140



THQL32015

ReliaHome circuit breakers

Q-line plug-in residential circuit breakers



THQLT1515

Tandem and quad circuit breakers

- Rated for use on single phase 120/240 VAC
- 60°C/75°C conductor rating
- HACR and SWD rating
- All circuit breakers are built, tested, and listed to UL and cUL standards (UL 489)
- Protection up to 10,000 amps of available fault current



THQLQ154015

Ampere rating			1" space used		2" space used	
			(2) 1 poles, 120/240 Vac		(2) 1 poles and (1) 2 pole, 120/240 Vac	
Left	Center	Right	Ordering code		Ordering code	
10,000 AIC						
15	-	15	THQLT1515	-	-	-
20	-	20	THQLT2020	-	-	-
15	-	20	THQLT1520	-	-	-
15	15	15	-	-	-	THQLQ151515
15	20	15	-	-	-	THQLQ152015
15	30	15	-	-	-	THQLQ153015
15	40	15	-	-	-	THQLQ154015
20	15	20	-	-	-	THQLQ201520
20	20	20	-	-	-	THQLQ202020
20	30	20	-	-	-	THQLQ203020
20	40	20	-	-	-	THQLQ204020
20	30	15	-	-	-	THQLQ203015

ReliaHome circuit breakers

Arc fault and dual function

Arc fault circuit interrupter (AFCI)

- Combination AFCI are compliant with the 2008 National Electrical Code and beyond designed to protect against overloads, short circuits, parallel arcs, and series arcs.



THQL1115AF2

	Ampere rating	1-pole 120/240 Vac	1-pole 120/240 Vac
		Long pigtail	Plug-on neutral
		Ordering code	Ordering code
10,000 AIC			
	15	THQL1115AF2	THQL1115PAF2
	20	THQL1120AF2	THQL1120PAF2
22,000 AIC			
	15	THHQL1115AF2	THHQL1115PAF2
	20	THHQL1120AF2	THHQL1120PAF2

Dual function circuit interrupter (DFCI)

- DFCI breakers are designed to protect against overloads, short circuits, 5mA and greater ground faults, parallel arcs, and series arcs. Combining multiple protections in one simple to install device. The arc fault protection is in compliance with the 2008 National Electrical Code and beyond.



THQL1115PDF

	Ampere rating	1-pole, 120 Vac	1-pole, 120 Vac
		Long pigtail	Plug-on neutral
		Ordering code	Ordering code
10,000 AIC			
	15	THQL1115DF	THQL1115PDF
	20	THQL1120DF	THQL1120PDF
22,000 AIC			
	15	THHQL1115DF	THHQL1115PDF
	20	THHQL1120DF	THHQL1120PDF

ReliaHome circuit breakers

Ground fault

Ground fault circuit interrupter (GFCI) for personnel protection (5mA)

- Personnel Protection GFCI are designed to protect against overloads, short circuits, and 5mA or greater ground faults. The GFCI breakers detect low levels of electrical current leakage (ground faults), and acts quickly to shut off power with a purpose of preventing serious shock. Multi-pole circuit breakers incorporate a internal common trip.



THQL1115GFT

	Ampere rating	1-pole, 120 Vac	1-pole, 120 Vac	2-pole, 120/240 Vac	2-pole, 120/240 Vac
		Long pigtail	Plug-on neutral	Long pigtail	Plug-on neutral
		Ordering code	Ordering code	Ordering code	Ordering code
10,000 AIC					
	15	THQL1115GFT2	THQL1115PGFT2	THQL2115GFT	THQL2115PGFT
	20	THQL1120GFT2	THQL1120PGFT2	THQL2120GFT	THQL2120PGFT
	25	THQL1125GFT2	THQL1125PGFT2	THQL2125GFT	THQL2125PGFT
	30	THQL1130GFT2	THQL1130PGFT2	THQL2130GFT	THQL2130PGFT
	35	-	-	THQL2135GFT2	-
	40	-	-	THQL2140GFT2	-
	45	-	-	THQL2145GFT2	-
	50	-	-	THQL2150GFT2	-
	60	-	-	THQL2160GFT2	-
22,000 AIC					
	15	THHQL1115GFT2	THHQL1115PGFT2	THHQL2115GFT	THHQL2115PGFT
	20	THHQL1120GFT2	THHQL1120PGFT2	THHQL2120GFT	THHQL2120PGFT
	25	THHQL1125GFT2	THHQL1125PGFT2	THHQL2125GFT	THHQL2125PGFT
	30	THHQL1130GFT2	THHQL1130PGFT2	THHQL2130GFT	THHQL2130PGFT

Ground fault circuit interrupter (GFCI) for equipment protection (30mA)

- Equipment Protection GFCI are designed to protect against overloads, short circuits, and 30mA or greater ground faults. The GFCI breakers detect low levels of electrical current leakage (ground faults), and acts quickly to shut power off. Multi-pole circuit breakers incorporate an internal common trip.



THQL2115GFEP

	Ampere rating	1-pole, 120 Vac	2-pole, 120/240 Vac
		Long pigtail	Long pigtail
		Ordering code	Ordering code
10,000 AIC			
	15	THQL1115GFEP2	THQL2115GFEP
	20	THQL1120GFEP2	THQL2120GFEP2
	30	THQL1130GFEP2	THQL2130GFEP2
22,000 AIC			
	15	THHQL1115GFEP2	THHQL2115GFEP
	20	THHQL1120GFEP2	THHQL2120GFEP
	30	THHQL1130GFEP2	THHQL2130GFEP

ReliaHome circuit breakers

Special purpose circuit breakers

Q-Line switching neutral circuit breakers

- Q-line switching neutral circuit breakers are designed with an extra pole (neutral) and common trip to de-energize the breaker when it is in the open or tripped state, this allows for enhanced safety and functionality in an electrical system. Some of these applications include but are not limited to generators, renewable energy, and solar applications where back feeding into the grid is possible.
- Single-pole circuit breakers take two spaces and two-pole circuit breakers take three pole spaces.
- All circuit breakers are built, tested, and listed to UL and cUL standards (UL 489).
- Single-pole 15-20A 120/240 Vac circuit breakers are UL listed as SWD (Switching Duty) rated. Suitable for switching 120 Vac fluorescent lighting loads.



THQL21WY30

Ampere rating	Thermal magnetic pole plus nonautomatic pole for switching neutral	
	2 pole spaces required (1P+1N), 120 Vac Ordering code	3 pole spaces required (2P+1N), 120/240 Vac Ordering code
10,000 AIC		
15	THQL21WY15	THQL31WY15
20	THQL21WY20	THQL31WY20
25	THQL21WY25	-
30	THQL21WY30	THQL31WY30

Q-line high intensity discharge circuit breakers

- Q-line HID circuit breakers have been designed and tested to UL standards to handle the current and voltage spikes that result when gaseous discharge lamps, including fluorescent and HID lamps, are switched on and off.
- All circuit breakers are built, tested, and listed to UL and cUL standards (UL 489).
- Single-pole 15-20A 120/240 Vac circuit breakers are UL listed as SWD (Switching Duty) rated. Suitable for switching 120 Vac fluorescent lighting loads.



THQL2120HID

Ampere rating	1-pole, 120/240 Vac	2-pole, 120/240 Vac
	Ordering code	Ordering code
10,000 AIC		
15	THQL1115HID	THQL2115HID
20	THQL1120HID	THQL2120HID
25	THQL1125HID	THQL2125HID
30	THQL1130HID	THQL2130HID
30	THQL1130HID	THQL2130HID
22,000 AIC		
15	-	THHQL2115HID
20	THHQL1120HID	THHQL2120HID
25	THHQL1125HID	THHQL2125HID
30	THHQL1130HID	THHQL2130HID

Q-line high magnetic circuit breakers

- Q-line high magnetic circuit breakers are designed to protect against short circuits while allowing for a higher degree of tolerance during large current spikes. These circuit breakers are suitable for applications where initial in-rush current is high such as motor startups or large lighting systems.
- All circuit breakers are built, tested, and listed to UL and cUL standards (UL 489).



THQL1140HM

Ampere rating	1-pole, 120 Vac Ordering code
10,000 AIC	
15	THQL1115HM
20	THQL1120HM
25	-
30	THQL1130HM
40	THQL1140HM
50	THQL1150HM

ReliaHome circuit breakers

Special purpose circuit breakers

Q-line molded case switches

- Molded case switches may be used as main devices in panelboards and switchboards but cannot be used as subfeeds or branch breakers because they do not provide wire protection. Q-Line molded case switches have a 10,000 ampere symmetrical short circuit withstand rating when protected by a fuse or circuit breaker rated 10,000 amperes IC or greater and whose ampere rating does not exceed the ampere rating of the switch. Line and load lugs included in basic switch ordering code.
- All circuit breakers are built, tested, and listed to UL and cUL standards (UL 489).



TQL21Y100

	Ampere rating	2-pole, 120/240 Vac	2-pole, 240 Vac	3-pole, 240 Vac
		Ordering code	Ordering code	Ordering code
10,000 AIC				
	60	TQL21Y60	TQL22Y60	TQL32Y60
	100	TQL21Y100	TQL22Y100	TQL32Y100

Wire Specifications

Breaker type	Ampere rating	Wire size AWG/kcmil ¹
TQL	60	8-3 Cu/8-3 Al
	100	6-1/0 Cu/4-1/0 Al

¹ Solid or stranded for 14-10AWG.

Q-line shunt trip circuit breakers with factory installed 120 Vac shunt trip

- Q-line shunt trip circuit breakers are designed with a shunt trip pole module and common trip to de-energize the breaker when it is in the open or tripped state, this allows for remote tripping of the breaker from a separate circuit. Shunt trip breakers are used in combination with a momentary or maintained pushbutton for remote switching.
- Single-pole circuit breakers takes two spaces, two-pole circuit breakers takes three pole spaces, and three-pole circuit breakers take 4 pole spaces.
- All circuit breakers are built, tested, and listed to UL and cUL standards (UL 489).
- Single-pole 15-20A 120/240 Vac circuit breakers are UL listed as SWD (Switching Duty) rated. Suitable for switching 120 Vac fluorescent lighting loads.



THQL1130ST1



THQL2120ST1



THQL32020ST1

	Ampere rating	2 pole spaces required (1P+1ST), 120/240 Vac	3 pole spaces required (2P+1ST), 120/240 Vac	4 pole spaces required (3P+1ST), 240 Vac
		Ordering code	Ordering code	Ordering code
10,000 AIC				
	15	THQL1115ST1	THQL2115ST1	-
	20	THQL1120ST1	THQL2120ST1	THQL32020ST1
	30	THQL1130ST1	THQL2130ST1	THQL32030ST1
	35	THQL1135ST1	THQL2135ST1	-
	40	-	THQL2140ST1	THQL32040ST1
	45	-	THQL2145ST1	-
	50	-	THQL2150ST1	THQL32050ST1
	60	-	THQL2160ST1	THQL32060ST1
	70	-	THQL2170ST1	THQL32070ST1
	80	-	THQL2180ST1	THQL32080ST1
	90	-	THQL2190ST1	THQL32090ST1
	100	-	THQL21100ST1	THQL32100ST1

Interlocking circuit breakers for use in ReliaHome generator panels

- 1 - Generator breakers requires two circuit breakers for interlocking to ensure that only one power source can be connected to the load at any given time.

	Ampere rating	120/240 Vac
		Ordering code
10,000 AIC		
	30	THQL2130GEN
	60	THQL2160GEN

ReliaHome circuit breaker accessories

Table of contents

Circuit breaker accessories	
ReliaHome main circuit breaker kits	1-51
Handle locks - Non padlocking	1-52
Handle ties	1-52
TQ circuit breakers	1-52

ReliaHome circuit breaker accessories



THQMV100F with filler plates



THQMV200E



TQMHO00

ReliaHome P-Series/P-Series+ main breaker kit for use in 150A, 200A, & 225A convertible load centers

- Example – PCCXX20 – 200A Convertible load center
- Includes mounting base
- Not for use in 125A and below Convertible load centers (PCCXX12)

Description	Ampere rating	Ordering code	Lug size
Main circuit breaker kits 22,000 AIC	100	THQMV100F	1-300 (cu), 2/0-300
	125	THQMV125F	
	150	THQMV150F	
	175	THQMV175F	
	200	THQMV200F	
	225	THQMV225F	

Note: Wire bending rules affect allowed wire sizes when THQMV breakers are installed in an enclosure. For load centers, the wire range will be on the rating label. In addition, refer to the specifications for the main breaker versions of the load center you are considering to review allowed wire ranges when a PCCXX20 load center is converted to main breaker.

ReliaHome P-Series/P-Series+ main breaker kit

For use with 125A P-series and P-series+ load Centers; 22kAIC RMS symmetrical

Description	Ordering code
Main Circuit Breaker Kit - Order appropriate THQL 10kAIC or THHQL 22kAIC breakers separately. Includes service barriers for use with THQL or THHQL main.	TQMH000F ¹
	THQMH100F ²
	THQMH125F ³

Note: Please review the footnotes listed with the individual Load Center ordering codes for proper parts needed to convert to a main circuit breaker. This main breaker base is only applicable for all 125A ReliaHome convertible load centers.

¹TQMH000F comes with the mounting base only and breaker must be ordered separately at desired amperage.

²THQMH100F comes with a factory installed 100A THHQL breaker.

³THQMH125F comes with a factory installed 125A THHQL breaker.

ReliaHome main circuit breaker kit

For use with 125A ReliaHome T-Series and legacy PowerMark Gold and PRO load centers; 22kAIC RMS symmetrical.

Description	Ordering code
Main Circuit Breaker Kit - Order appropriate THQL 10kAIC or THHQL 22kAIC breakers separately. Includes service barriers for use with THQL or THHQL main.	TQMHO00 ⁴

⁴Please review the footnotes listed with the individual Load Center ordering codes for proper parts needed to convert to a main circuit breaker. This main breaker base is only applicable for 16 circuit and larger 125 amp load centers, the TLM812RCU2, and all 125A ReliaHome convertible load centers.

ReliaHome T-Series and legacy PowerMark Gold and PRO main circuit breaker kit for use in 150A, 200A, & 225A convertible load centers

- Example - TLMXX20CCU - 200A Convertible Load Center
- Includes mounting base
- Not for use in 125A and below Convertible Load Centers (TLMXX12CCU)
- Main Breaker Conversions for 125A load centers - see footnotes for individual catalog numbers

Description	Ampere rating	Ordering code	Lug size
Main circuit breaker kits 22,000 AIC	100	THQMV100E	1-300 (cu), 2/0-300
	125	THQMV125E	
	150	THQMV150E	
	175	THQMV175E	
	200	THQMV200E	
	225	THQMV225E	

Note: Wire bending rules affect allowed wire sizes when THQMV breakers are installed in an enclosure. For load centers, the wire range will be on the rating label. In addition, refer to the specifications for the main breaker versions of the load center you are considering to review allowed wire ranges when a TLMXX20 load center is converted to main breaker.

ReliaHome circuit breaker accessories



THL103



TQHT1



THT104



TQ1120



TQ2120

Handle locks - Non padlocking

Description	Breaker type	Ordering code
THQL non padlocking handle lock	THQL	THL103

Snap on handle lock.

Handle ties

Description	Breaker type	Ordering code
Snap-on handle tie - trip indicating	TQB	TQHT1 ¹
	TQC	
	TQL	
Snap-on handle tie - solid	TQB	THT104 ¹
	TQC	
	TQL	
Multiwire branch breaker handle tie kits	TQB	TQ3HTK ²
	TQC	TQ4HTK ³
	TQL	

All multi-pole breakers have internal common trip.

Handle ties provide manual on-off capability only between one-pole devices.

¹For two single-pole breakers.

²For three single-pole breakers - kit includes (10) pcs.

³For four single-pole breakers - kit includes (10) pcs.

TQ circuit breakers

3/4" UL Classified Circuit Breakers for use in *Square D **QO Load Centers.

10 kAIC RMS symmetrical

Ampere rating	1-pole	2-pole
	Ordering code	Ordering code
15	TQ1115	TQ2115
20	TQ1120	TQ2120
30	TQ1130	TQ2130
40	TQ1140	TQ2140
50	TQ1150	TQ2150
60	-	TQ2160
Std. pkg.	1 carton of 10	1 carton of 5

*Square D is a registered trademark of SNA Holdings, Inc. **QO is a registered trademark of the Square D Company.

ReliaHome surge protectors

Table of contents

Surge protectors	
Surge protective device	1-54
Residential surge protective device	1-54

Surge protective devices



THQLSURGE2

Ask an Expert

The plug-on SPD is a Type 1 surge protective device designed to safeguard entire homes or offices by protecting electronics and appliances from damaging power surges. It can be installed at service entrances, subpanels, or inside the PowerMark™ and ReliaHome™ load centers, providing comprehensive surge protection for the entire panel and all connected loads. This plug-on SPD is reliable, compact, and easy to install.

Features & Benefits

- Type 1 SPD
- Single phase, three wire, 120/240 VAC
- Simple plug-on design
- LED light indicating proper functioning
- Compatible with PowerMark and ReliaHome load centers
- Can be installed to meet NEC® 2020 and beyond SPD requirements for dwelling units at or adjacent to service entrances.

Using a plug-on SPD helps you comply with NEC Article 230.67 surge protection requirements for new home construction or renovations.



THOMESURGE

Ask an Expert

The THOMESURGE is a Type 1 SPD designed for external mounting with PowerMark, ReliaHome, or load centers of any brand used in service entrance or sub-panel locations. SurgePro THOMESURGE provides immediate and reliable protection for sensitive electronics and appliances within the entire home.

Features & Benefits

- Type 1 SPD
- Single phase, three wire, 120/240 VAC
- Installs in load centers of any brand
- Protects sensitive electronics throughout the entire home
- LED light indicates the operational status of the SPD

THOMESURGE helps you comply with NEC Article 230.67 surge protection requirements for new home construction or renovations.



THQLSURGE5



THQLSURGE7

Surge protectors, NEMA Type 1

Ordering code	Per phase	System voltage	Connection type	Load center compatability	Nominal discharge	Configuration	L-N	N-G	L-G	L-L	Connected equipment warranty coverage
THOMESURGE	25	120/240 V	Pigtail	Any brand of load center	10	1 ph 3 wire	700V	-	-	1200V	3 years up to \$25K
THQLSURGE2	25			GE PowerMark™ and ABB ReliaHome™			600V			1000V	
THQLSURGE5	50				20					5 years up to \$50K	
THQLSURGE7	75			5 years up to \$75K							
THQLSURGE5	50		PON		GE PowerMark Pro™ and ABB ReliaHome™ P-Series and P-Series+	5 years up to \$50K					
THQLSURGE7	75			5 years up to \$75K							

ReliaHome enclosed circuit breakers and power outlets

Table of contents

Residential enclosed circuit breakers and power outlets	
Outdoor enclosed circuit breakers	1-56
Power outlets	1-57

ReliaHome enclosed circuit breakers and power outlets



ABB’s residential enclosed circuit breakers are a quick and efficient way to provide outdoor disconnecting means at a home or dwelling. These outdoor, NEMA 3R rated enclosed circuit breakers meet the NEC 2020 and 2023 requirement for an emergency outdoor disconnect. Ranging from 100A to 200A (100A, 125A, 150A, and 200) and with an AIC rating of 22 kAIC, these devices are a great option for many residential applications.

Features

- Convenient factory-installed main circuit breaker
- Corrosion-resistant outdoor (NEMA 3R) enclosure
- Reliable 2 pole circuit breakers
- Neutral included
- Ampere rating 100, 125, 150, 200
- NEMA 3R
- Factory installed service entrance barrier

Certifications and standards

- UL listed
- NEC 2020, NEC 2023



NEMA Type 3R
Outdoor enclosure

Outdoor (NEMA 3R) enclosure, 2 pole, neutral included

Main ampere rating	Short circuit rating (kAIC)	Main wire size (AWG/kcmil) Cu-Al	Equipment ground kit	Ordering code	Dimension A (in.)	Dimension B (in.)	Dimension C (in.)	Dimension D (in.)	Dimension E (in.)
100	22	(1) #4-1/0	TGL1 (order separately)	TQL100RE	17	7.25	6.875	6	5
125	22	(1) #2-2/0	TGL1 (order separately)	TQL125RE	18.313	7.688	7.5	6.313	5.188
150	22	(1) #6-350	-	THQMV150NRE	18.813	9.5	9.313	5.5	4.875
200	22	(1) #6-350	-	THQMV200NRE	18.813	9.5	9.313	5.5	4.875

ReliaHome enclosed circuit breakers and power outlets



ReliaHome power outlet with EV rated receptacle¹



Portable EV chargers requiring electricity continue to increase — creating the need for conveniently located receptacles to provide power for cord connected equipment. The ReliaHome power outlet provides a specific solution for 50A EV charges requiring continuous operation.

Features

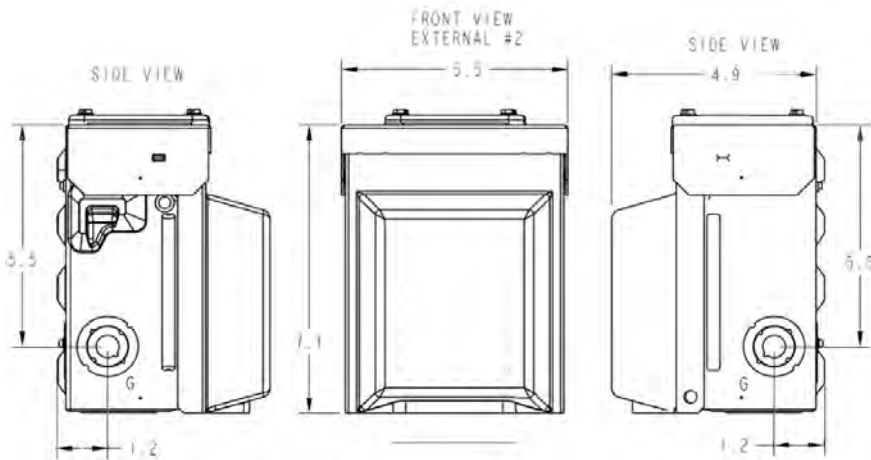
NEMA 3R weatherproof construction

- 50A EV rated receptacle
- G90 galvanized steel construction for superior corrosion resistance
- Durable polyester powder coat finish resists chipping and fading
- All-in-one construction for factory assured terminations
- Rolled edge door for cord protection
- Cover design allows cords to exist while maintaining the NEMA 3R integrity
- Padlockable door to help prevent unauthorized access
- Dead front construction prevents accidental contact with live parts
- All components factory wired and assembled

Grounded, 50 Amps, 1-phase/3 wires, 125/250 V

Ordering code	Receptacles	Temperature	Grade	Amps	Wire gauges	Enclosure type	Torque in-lbs	Std. Pkg.	UL
ABBHEMEV	NEMA 14-50WR 	-40°C to 80°C	Industrial	50	#4, #6, #8, #10 – ground only	NEMA 3R	75	4-pack	
ABBHEMEVPLT1								1 pallet: 240 units	

¹ABBHEMEV is compatible with ReliaHome Smart Panel and is cross-listed as an accessory with the ReliaHome Smart Panel in BuyLog Section 3.



ABBHEMEV

ReliaHome field installed accessories

Table of contents

ReliaHome field installed accessories	
ReliaHome, legacy PowerMark PRO and Gold load center hardware kits and accessories	1-59
ReliaHome neutral kits	1-60
ReliaHome neutral/ground lug kits	1-60
ReliaHome isolated ground bus bars equipment ground kit	1-60
ReliaHome subfeed lug kits	1-60
ReliaHome main lug kits	1-61
ReliaHome circuit directory	1-61
ReliaHome touch-up paint	1-61
ReliaHome service disconnect label	1-61
ReliaHome front filler plates	1-62
ReliaHome universal raintight hubs	1-62
ReliaHome door handles	1-62
Legacy PowerMark Gold and PRO door handle	1-62
ReliaHome load center main breaker retainers	1-63
ReliaHome handle locks, padlocking	1-63
ReliaHome service barrier kits	1-64
ReliaHome generator interlock kits	1-65
ReliaHome retainer kits	1-65
PowerMark Gold auxiliary gutter enclosures	1-65
ReliaHome gutter tap kits	1-65

ReliaHome field installed accessories



A full line of field installable load center accessories helps you create the perfect load center for every application.

ReliaHome P-Series and P-Series+ load center hardware kits and accessories

Description	Ordering code
Bonding screw kit	PBS
PCARE kit contains (20) PBS bonding screws, (20) front screws	PCARE
PHDWRKIT contains (20) front screws	PHDWRKIT
PHDWRKITW contains (20) front white screws	PHDWRKITW
Large neutral extension (12 additional neutral spaces)	PNEUEXTLG ¹
Small neutral extension (8 additional neutral spaces)	PNEUEXTSM ¹
Door lock for indoor load centers exceeding 12 circuits, contains (10) locks	TDL106

¹One space on the neutral extension and one space on the factory installed neutral bar is sacrificed for the required jumper.

ReliaHome T-Series, legacy PowerMark PRO and Gold load center hardware kits

Description	Standard package quantity	Ordering code
Bond screw kit screw 100 - 200A	1	TBS
Bond screw kit 225A	1	TBS22
Hardware kit containing 20 front mounting screws	1	THDWRKIT
Hardware kit containing 10 interior mounting screws	1	THDWRKIT2
TCARE kit contains (20) TBS parts, (20) THDWRKIT kits and (20) THDWRKIT2 kits	1	TCARE

ReliaHome P-Series, P-Series+, and T-Series equipment grounds

Description	Standard package quantity	Ordering code
(4) 14-8Cu/12-8AL, (3) 14-4Cu/6-4AL	20	TGL1
(11) 14-8Cu/12-8AL, (3) 14-4Cu/6-4AL	20	TGL2 ¹
(7) 14-8Cu/12-8AL, (3) 14-4Cu/6-4AL, (2) 14-4Cu/12-4AL, (1) 14-2Cu/AL	20	TGL8 ¹
(1) 6-2/0Cu/Al number of terminals, equipment ground kits	20	TGL20 ²
(3) 10-1/0 Cu/Al number of terminals for 400 and 600 Amp	1	TNG3 ³
6) 10-1/0 Cu/Al number of terminals for 400 and 600 Amp	1	TNG6 ⁴

¹ TGL2, TGL4 and TGL8 mount interchangeably.

² Add-on Equipment Ground Lug (for use on any TGL Kit).

³ Suitable for use with up to six TPLUG108 lugs or six crimp lugs per pole.

ReliaHome P-Series, P-Series+, and T-Series equipment ground bar kits^{4,5}

Description	Wire range	Standard package quantity	Ordering code
4-hole ground	(1) 14-4	1	TGK4
8-hole ground	(1) 14-4	1	TGK8
12-hole ground	(1) 14-4	1	TGK12
22-hole ground	(1) 14-4	1	TGK24
32-hole ground	(1) 14-4	1	TGK32
42-hole ground	(1) 14-4	1	TGK42

⁴ 6-12 circuit indoor load centers use PowerMark Plus style neutrals and grounds.

⁵ Add TGKIS for isolated ground and mount to ground kit.



TGL2



TGL20 combined with TGL1



TGK12



TGK12 with TGKIS

ReliaHome field installed accessories



192A7663G13



286A8894G1



TNLK250



TLK20



TLK250



TGK12 with TGKIS



THLK2125



THLK2200

ReliaHome P-Series, P-Series+, and T-Series neutral kits

Description	Wire range	Standard package quantity	Ordering code
400 & 600 Amp ReliaHome Neutral Kit	(5) 14-1/0	1	TNLK1 ¹
400 & 600 Amp ReliaHome Neutral Kit	(3) 1-300	1	TNLK2 ¹
Add-on neutral lug for 100-200 Amp ReliaHome load centers	6-2/0	1	286A8894G1
Add-on neutral lug for 100-200 Amp ReliaHome load centers	1-300 Cu or 2/0-300 Al	1	192A7663G13

¹Suitable for use with up to six TPLUG108 lugs or six crimp lugs per pole.

ReliaHome P-Series, P-Series+, and T-Series neutral/ground lug kits (top mount)

Description	Wire range	Standard package quantity	Ordering code
ReliaHome neutral/ground lug kit (top mount on neutral bar or ground bar)	6-2/0	1	TNLK20
ReliaHome neutral/ground lug kit (top mount on neutral bar or ground bar)	1-300	1	TNLK250

ReliaHome P-Series, P-Series+, and T-Series neutral/ground lug kits (side mount)

Mounted on any neutral or ground position by removing the termination screw

Description	Wire range	Standard package quantity	Ordering code
Neutral/ground lug kit (Side mount on neutral bar or ground bar)	6-2/0	1	TLK20
Neutral/ground lug kit (Side mount on neutral bar or ground bar)	6-250	1	TLK250
Neutral/ground lug kit (Side mount on neutral bar or ground bar)	6-300	1	TLK300

ReliaHome P-Series, P-Series+, and T-Series isolated ground bus bars equipment ground kit

Description	Standard package quantity	Ordering code
Isolated ground bar kit (order with TGK equipment ground kits)	1	TGKIS
Isolated ground bar feet (order with TGK8)	1	TGKIS2

ReliaHome P-Series, P-Series+, and T-Series subfeed lug kits

Description	Wire range	Standard package quantity	Ordering code
125A 2-pole plug-in (takes up 2 spaces)	6-2/0 Cu/Al	1	THLK2125
150A 2-pole plug-in – For use with ReliaHome only (center mounted, takes up 4 spaces)	1/0-250 Cu/Al	1	THLK2150
200A 2-pole plug-in – For use with ReliaHome only (center mounted, takes up 4 spaces)	1/0-250 Cu/Al	1	THLK2200
125A 3-pole plug-in – For use with 3-phase only (takes up 3 spaces)	6-2/0 Cu/Al	1	THLK3125
225A 3-pole plug-in – For use with 3-phase only (center mounted, takes up 6 spaces)	1-300 Cu/Al	1	THLK3225

ReliaHome field installed accessories



TMLK200



TLABELSDBP

ReliaHome¹ main lug kits

Description	Wire range (Cu/Al)	Ordering code
125 Amp ReliaHome replacement main lug kit	6-2/0	TMLK125
200 Amp ReliaHome replacement main lug kit	6-250	TMLK200
225 Amp ReliaHome replacement main lug kit	6-300	TMLK225

For replacement of main lugs on ABB MLO load centers. TLM, PLM, PAL, PCC load centers include main lugs factory installed.
¹Compatible with legacy PowerMark Gold and PRO.

ReliaHome circuit directory

Description	Standard package quantity	Ordering code
Circuit directory	1	PD60

ReliaHome touch-up paint

Description	Standard package quantity	Ordering code
4 or 12 oz. spray can of light gray enamel	1	PCT70157 Ansi 61 gray color ²
4 or 12 oz. spray can of white enamel	1	PCT80211 HG white color ²

²From outside vendor.

ReliaHome service disconnect label

Description	Standard package quantity	Ordering code
Emergency service disconnect label kit	10	TLABELSDBP

ReliaHome field installed accessories



TFH



TC150

ReliaHome P-Series, P-Series+, and T-Series front filler plates

Description	Standard package quantity	Ordering code
1/2" front filler plate	100	TFH
1" front filler plate	1	TQLFP1

Covers 1/2" rectangular breaker knockouts.
Covers 1" rectangular breaker knockouts.

ReliaHome P-Series, P-Series+, and T-Series universal raintight hubs

Description	Base size (in.)	Standard package quantity	Ordering code
3/4" diameter	3	10	TC75
1" diameter	3	10	TC100
1-1/4" diameter	3	10	TC125
1-1/2" diameter	3	10	TC150
2" diameter	3	10	TC200
2-1/2" diameter	3	10	TC250
3" diameter	3	5	TC300
Closing cap	3	10	TCCP
2" diameter	4	-	TCU27 ¹
2-1/2" diameter	4	-	TCU28 ¹
3" diameter	4	-	TCU30 ¹
3-1/2" diameter	4	-	TCU35 ¹
4" diameter	4	-	TCU40 ¹
4" cover plate	4	-	TCUP ¹

¹For 40 and 42 circuit units in R8 boxes only.

ReliaHome P-Series, P-Series+, and T-Series door handles

Description	Standard package quantity	Ordering code
ReliaHome gray door handle	1	PLTCHGR
ReliaHome white door handle	1	PLTCHWH

Legacy PowerMark Gold and PRO door handle

Description	Standard package quantity	Ordering code
PowerMark Gold or PRO door handle	1	TRL22

ReliaHome field installed accessories



THQLRK

ReliaHome load center main breaker retainers

For main lug load centers utilizing a back fed branch circuit breaker as a main circuit breaker

- Includes service barriers for use with THQL main
- Main Breaker Retainer Kits are UL listed (Panelboards No. 67)



THQLRK1

Description	Breaker type	Ordering code
For use on ReliaHome 3-phase load centers with THQL breakers 100A 3P Max	THQL	THQLRK ¹
For use with T-Series TLMQ812RCU2	THQL	THQLRK1 ¹
For use with 6 - 8 circuit ReliaHome T-Series load centers with THQL breakers	THQL	THQLRK2 ¹
For use with ReliaHome TLMQ1412XXX convertible load centers	THQL	THQLRK3 ¹
For use with legacy PowerMark Gold and PRO load centers with THQL Breakers. Similar to THQLRK1 but it does not take up a breaker space.	THQL	THQLRK4

¹Also compatible with applicable legacy PowerMark Gold and PRO load centers.



THQLRK2

ReliaHome P-Series, P-Series+, and T-Series handle locks - padlocking

- Snap on handle lock
- Padlock not included



THQLRK3

Description	Breaker type	Ordering code
THQL padlocking handle lock	THQL	THP100
THQL AF, GF, DF padlocking handle lock	THQL AF, DF, GF	THP100E
TQD padlocking handle lock	TQD	TQDPLD1



THQLRK4

ReliaHome field installed accessories



THQLSB



THQMVSBF



TLSB



TQDSB



TQDSBR



TQDSFSBP



TSMBSB



TSMLSBB



TSMLSBB2P



TSMLSBBF



TSMLSBSB



TSMLSBBR

ReliaHome P-Series, P-Series+, and T-Series service barrier kits

- Field installed service barrier kits.
- These kits are normally supplied with service entrance load centers and main circuit breaker kits
- Service Barriers UL listed (Panelboards No. 489) and compliant to UL 67 standards


Description	Ordering code
THQL service barrier	THQLSB
THQMV service barrier flapper	THQMVSBF
2 or 4 circuits service barrier. For use with: TL240RCU, TL240RCUP, TL270RCU, TL270RCUP, TL240SCU, TL240SCUP, TL270SCU, TL270SCUP	TLSB
Formula service barrier - for MOD 2 style MSLCs with A2 main breaker (>100A)	KA2LTC-2
Formula service barrier - for MOD 2 style MSLCs with A1 main breaker (<=100A)	TSBKA1
TQD service barrier - for old MOD 1 style MSLCs	TQDSB
TQD lug service barrier 100-125A Reducer - for old MOD 1 style MSLCs	TQDSBR
TQD/SF service barrier plug - for old MOD 1 style MSLCs	TQDSFSBP

ReliaHome meter combos service barrier kits

- Field installed service barrier kits.
- These kits are normally supplied with service entrance load centers and main circuit breaker kits
- Service Barriers UL listed (Panelboards No. 489) and compliant to UL 67 standards

Description	Ordering code
Meter combo bus service barrier	TSMBSB
Meter combo lug service barrier	TSMLSBB
Meter combo service barrier 2P module	TSMLSBB2P
Meter combo lug service barrier bus filler	TSMLSBBF
Meter combo lug service barrier shutter	TSMLSBSB
Meter combo lug service barrier reverse feed	TSMLSBBR

ReliaHome field installed accessories



THQLLX1



THQLLX4



THQLLX8FL



TMGT250

ReliaHome generator interlock kits

Description	Standard package quantity	Ordering code
ReliaHome generator interlock kit for P-Series/P-Series+ load centers, 100A-125A	1	PGENLCK12
ReliaHome generator interlock kit for P-Series/P-Series+ load centers and meter combos, 150-225A	1	PGENLCK22
Load center generator interlock kit for T-Series 150A and greater and legacy PowerMark Gold	1	THQLLX1
T-Series meter combo generator interlock kit	1	THQLLX4
T-Series meter combo generator interlock kit	1	THQLLX8CU
T-Series meter combo generator interlock kit	1	THQLLX8DR ¹
T-Series meter combo generator interlock kit	1	THQLLX8FL
T-Series meter combo generator interlock kit	1	TSDRA2GEN ²

¹Not compatible with meter combos that have a Formula A2 main circuit breaker.

²Compatible with Formula A2 circuit breakers.

ReliaHome retainer kits

Description	Ordering code
ReliaHome circuit breaker hold down kit	PTHQLRK1
ReliaHome circuit breaker hold down kit END	PTHQLRK2 ³

³ReliaHome circuit breaker hold down kit END does not take up a breaker space.

PowerMark Gold auxiliary gutter enclosures

Description	Ordering code
24" auxiliary gutter enclosure	TMAGB24
28" auxiliary gutter enclosure	TMAGB28
28" auxiliary gutter enclosure flush	TMAGB28F
33" auxiliary gutter enclosure	TMAGB33
39" auxiliary gutter enclosure	TMAGB39
43" auxiliary gutter enclosure	TMAGB43
43" deep auxiliary gutter enclosure	TMAGB43D

ReliaHome gutter tap kits

Description	Quantity	Ordering code
250 kcmil Lugs Gutter Tap Kit - 3 kits required per single phase, 4 kits required per three phase application	1	TMGT250 ⁴
500 kcmil Lugs Gutter Tap Kit - 3 kits required per single phase, 4 kits required per three phase application	1	TMGT500 ⁴
750 kcmil Lugs Gutter Tap Kit - 4 kits required per three phase application	1	TMGT750

⁴For use with ReliaHome riser panels.

