

hammond
POWER SOLUTIONS



LEGACY LEGACY GENERAL
PURPOSE ENCLOSED
CONTROL TRANSFORMERS



hammondpowersolutions.com

energizing our world

Distributed by Gross Automation | +1 (262) 252-1600 | sales@grossautomation.com

Legacy General Purpose Enclosed Control Transformers

Legacy General Purpose Enclosed Control Transformers are an indoor, cost effective approach ideally suited for single phase, general purpose industrial and light duty loads.

Typical Applications



Process Controls



Panel Shops



Machine Automation



Control Boards



HVAC Panels



Power Timers, Solenoids and Controllers

Industries



Commercial



Industrial



HVAC

Approvals

- Meets NEMA standards
- CSA Certified (file LR 3902)
- UL Listed (file E50394)
- CE Marked and RoHS Compliant



Features & Benefits

- Multi-voltage primary and secondary models increase range of applications per unit.
- Standard molded terminal blocks on primary and secondary up to 3000 VA (30A) units.
- Solid terminal block with standard combination screw connections.
- 50/60 Hz (60 Hz on FS***ACP and FS***AR).
- Copper wound coils with high dielectric strength insulation.
- Bolted core construction.
- Vacuum Impregnated with Polyester Resin and oven cured.
- Superior insulating materials:
 - 130°C (50-1500 VA) - Class B 95°C Temperature Rise
 - 180°C (2000-5000 VA) - Class F 130°C Temperature Rise (Note: Temperature rise based on 25°C ambient)
- All units supplied with primary and secondary voltage links/ jumpers.
- Rugged TYPE 1 enclosure with split side covers provides easy access to wiring compartment.
- Finish - green powder coat.
- Primary and secondary ground lug.
- Four (0.88") [22.35 mm] wiring knockouts and four (0.50") [12.7mm] accessory knockouts.
- Optional panel mount fuse holder.
- Easy mounting and installation via four mounting slots and two keyhole slots.
- Most General Purpose Enclosed Control Transformer units incorporate "Premium Packaging" which feature:
 - Premium fluted cartons
 - Custom molded foam inserts
 - Easy removal and repacking
 - Industry's best box label
 - Environmentally neutral
- **15 Year Warranty.**

SELECTION TABLES

Group A

PRIMARY VOLTS 600/480 575/460 550/440
 SECONDARY VOLTAGE 120X240 115X230 110X220



VA	CE VA	Catalog Number	Output Amps	Overall Dimensions - Inches [mm]			Mounting Centers		Mounting Slot	Approx. Ship Weight Lbs [kg]
				A	B	C	D	E	G X H	
50	50	FS50ACP	0.42/0.21	2.70 [68.58]	6.40 [162.56]	3.33 [84.59]	1.66 [42.17]	4.16 [105.67]	0.22 x 0.44 [5.59 x 11.18]	3.0 [1.4]
100	100	FS100ACP	0.83/0.42	3.09 [78.49]	6.30 [160.02]	3.60 [91.44]	2.05 [52.07]	3.50 [8.90]	0.22 x 0.44 [5.59 x 11.18]	4.2 [1.9]
150	150	FS150ACP	1.25/0.63	3.09 [78.49]	6.90 [175.26]	3.60 [91.44]	2.05 [52.07]	4.10 [104.14]	0.22 x 0.44 [5.59 x 11.18]	5.3 [2.4]
250	160	FS250ACP	2.08/1.04	3.90 [99.06]	6.60 [167.64]	4.30 [109.22]	2.52 [64.01]	3.90 [9.06]	0.22 x 0.44 [5.59 x 11.18]	7.6 [3.5]
350	250	FS350ACP	2.92/1.46	3.90 [99.06]	7.00 [177.80]	4.30 [109.22]	2.52 [64.01]	4.30 [109.22]	0.22 x 0.44 [5.59 x 11.18]	8.7 [4.0]
500	300	FS500ACP	4.17/2.08	4.60 [116.84]	7.20 [182.88]	4.60 [116.84]	3.30 [83.82]	4.50 [114.30]	0.31 x 0.81 [7.88 x 20.58]	13.3 [6.0]
750	500	FS750ACP	6.25/3.13	5.60 [142.24]	7.60 [193.04]	5.10 [129.54]	4.00 [101.60]	4.90 [124.46]	0.31 x 0.81 [7.88 x 20.58]	20.3 [9.2]
1000	650	FS1000ACP	8.33/4.17	5.60 [142.24]	8.00 [203.20]	5.10 [129.54]	4.00 [101.60]	5.30 [134.62]	0.31 x 0.81 [7.88 x 20.58]	22.9 [10.4]
1500	1000	FS1500ACP	12.5/6.25	5.60 [142.24]	9.40 [238.76]	5.10 [129.54]	4.00 [101.60]	6.70 [170.18]	0.31 x 0.81 [7.88 x 20.58]	30.3 [13.7]
2000	1300	FS2000ACP	16.7/8.33	6.60 [167.64]	9.10 [231.14]	6.00 [152.40]	5.10 [129.54]	5.70 [144.78]	0.31 x 0.81 [7.88 x 20.58]	37.1 [16.7]
3000	2000	FS3000ACP	25.0/12.5	7.80 [198.12]	11.50 [292.10]	6.73 [170.94]	6.30 [160.02]	7.09 [180.09]	0.31 x 0.81 [7.88 x 20.58]	64.0 [28.8]
5000	3000	FS5000ACP	41.7/20.8	9.30 [236.22]	16.20 [411.48]	8.00 [203.20]	7.40 [187.96]	8.35 [212.09]	0.31 x 0.81 [7.88 x 20.58]	99.7 [44.9]

Group B

PRIMARY VOLTS 600 575 550
 SECONDARY VOLTAGE 12X24 11.5X23 11X22



VA	CE VA	Catalog Number	Output Amps	Overall Dimensions - Inches [mm]			Mounting Centers		Mounting Slot	Approx. Ship Weight Lbs [kg]
				A	B	C	D	E	G X H	
50	50	FS50AR	4.17/2.08	2.70 [68.58]	5.80 [147.32]	3.33 [84.59]	1.66 [42.17]	3.58 [90.94]	0.22 x 0.44 [5.59 x 11.18]	2.3 [1.1]
100	100	FS100AR	8.33/4.17	3.09 [78.49]	6.30 [160.02]	3.60 [91.44]	2.05 [52.07]	3.50 [88.90]	0.22 x 0.44 [5.59 x 11.18]	4.2 [1.9]
150	150	FS150AR	12.5/6.25	3.09 [78.49]	6.70 [170.18]	3.60 [91.44]	2.05 [52.07]	3.90 [99.06]	0.22 x 0.44 [5.59 x 11.18]	4.8 [2.2]
250	160	FS250AR	20.8/10.4	3.90 [99.06]	6.20 [157.48]	4.30 [109.22]	2.52 [64.01]	3.50 [88.90]	0.22 x 0.44 [5.59 x 11.18]	6.4 [2.9]
350	250	FS350AR	29.2/14.6	3.90 [99.06]	6.80 [172.72]	4.30 [109.22]	2.52 [64.01]	4.10 [104.14]	0.22 x 0.44 [5.59 x 11.18]	8.3 [3.8]
500	300	FS500AR	41.7/20.8	4.60 [116.84]	6.80 [172.72]	4.10 [104.14]	3.30 [83.82]	4.50 [114.30]	0.31 x 0.81 [7.88 x 20.58]	11.8 [5.4]

CE VA Rating: Derated to meet CE requirements.
 Primary and Secondary voltage links/jumpers supplied standard with all transformers.
 Please contact your HPS representative for other requests.
 * See page 10 for dimensional drawings.

SELECTION TABLES

Group C

PRIMARY VOLTS 240X480 230X460 220X440
 SECONDARY VOLTAGE 120X240 115X230 110X220



50/60 HZ

VA	CE VA	Catalog Number	Output Amps	Overall Dimensions - Inches [mm]			Mounting Centers		Mounting Slot G X H	Approx. Ship Weight Lbs [kg]
				A	B	C	D	E		
50	50	FS50MQMJ	0.42/0.21	2.70 [68.58]	5.90 [149.86]	3.33 [84.59]	1.66 [42.17]	3.69 [93.73]	0.22 x 0.44 [5.59 x 11.18]	2.5 [1.2]
100	100	FS100MQMJ	0.83/0.42	3.09 [78.49]	6.30 [160.02]	3.60 [91.44]	2.05 [52.07]	3.50 [88.90]	0.22 x 0.44 [5.59 x 11.18]	3.9 [1.8]
150	150	FS150MQMJ	1.25/0.63	3.09 [78.49]	6.90 [175.26]	3.60 [91.44]	2.05 [52.07]	4.10 [104.14]	0.22 x 0.44 [5.59 x 11.18]	5.2 [2.4]
250	160	FS250MQMJ	2.08/1.04	3.90 [99.06]	6.60 [167.64]	4.30 [109.22]	2.52 [64.01]	3.90 [99.06]	0.22 x 0.44 [5.59 x 11.18]	7.7 [3.5]
350	250	FS350MQMJ	2.92/1.46	3.90 [99.06]	7.20 [182.88]	4.30 [109.22]	2.52 [64.01]	4.90 [124.46]	0.22 x 0.44 [5.59 x 11.18]	9.4 [4.3]
500	300	FS500MQMJ	4.17/2.08	4.60 [116.84]	7.20 [182.88]	4.60 [116.84]	3.30 [83.82]	4.50 [114.30]	0.31 x 0.81 [7.88 x 20.58]	13.2 [6.0]
750	500	FS750MQMJ	6.25/3.13	5.60 [142.24]	7.20 [182.88]	5.10 [129.54]	4.00 [101.60]	4.50 [114.30]	0.31 x 0.81 [7.88 x 20.58]	18.0 [8.1]
1000	650	FS1000MQMJ	8.33/4.17	5.60 [142.24]	8.00 [203.20]	5.10 [129.54]	4.00 [101.60]	5.30 [134.62]	0.31 x 0.81 [7.88 x 20.58]	22.8 [10.3]
1500	1000	FS1500MQMJ	12.5/6.25	6.60 [167.64]	8.50 [215.90]	6.00 [152.40]	5.10 [129.54]	5.10 [129.54]	0.31 x 0.81 [7.88 x 20.58]	31.1 [14.0]
2000	1300	FS2000MQMJ	16.7/8.33	6.60 [167.64]	9.10 [231.14]	6.00 [152.40]	5.10 [129.54]	5.70 [144.78]	0.31 x 0.81 [7.88 x 20.58]	38.1 [17.2]
3000	2000	FS3000MQMJ	25.0/12.5	7.80 [198.12]	11.70 [297.18]	6.70 [170.18]	6.30 [160.02]	7.30 [185.42]	0.31 x 0.81 [7.88 x 20.58]	68.5 [30.9]
5000	3000	FS5000MQMJ	41.7/20.8	9.30 [236.22]	15.10 [383.54]	8.00 [203.20]	7.40 [187.96]	7.30 [185.42]	0.31 x 0.81 [7.88 x 20.58]	104 [46.9]

Group D

PRIMARY VOLTS 240X480 230X460 220X440
 SECONDARY VOLTAGE 12X24 11.5X23 11X22



50/60 HZ

VA	CE VA	Catalog Number	Output Amps	Overall Dimensions - Inches [mm]			Mounting Centers		Mounting Slot G X H	Approx. Ship Weight Lbs [kg]
				A	B	C	D	E		
50	50	FS50QR	4.17/2.08	2.70 [68.58]	5.90 [149.86]	3.33 [84.59]	1.66 [42.17]	3.69 [93.73]	0.22 x 0.44 [5.59 x 11.18]	2.5 [1.2]
100	100	FS100QR	8.33/4.17	3.09 [78.49]	6.10 [154.94]	3.60 [91.44]	2.05 [52.07]	3.35 [85.09]	0.22 x 0.44 [5.59 x 11.18]	3.9 [1.8]
150	150	FS150QR	12.5/6.25	3.09 [78.49]	6.90 [175.26]	3.60 [91.44]	2.05 [52.07]	4.10 [104.14]	0.22 x 0.44 [5.59 x 11.18]	5.2 [2.4]
250	160	FS250QR	20.8/10.4	3.90 [99.06]	6.60 [167.64]	4.30 [109.22]	2.52 [64.01]	3.90 [99.06]	0.22 x 0.44 [5.59 x 11.18]	7.7 [3.5]
350	250	FS350QR	29.2/14.6	3.90 [99.06]	7.20 [182.88]	4.30 [109.22]	2.52 [64.01]	4.90 [124.46]	0.22 x 0.44 [5.59 x 11.18]	9.5 [4.3]
500	300	FS500QR	41.7/20.8	4.60 [116.84]	7.20 [182.88]	4.60 [116.84]	3.30 [83.82]	4.50 [114.30]	0.31 x 0.81 [7.88 x 20.58]	13.4 [6.1]

Group E

PRIMARY VOLTS 380/347
 SECONDARY VOLTAGE 120X240



50/60 HZ

VA	CE VA	Catalog Number	Output Amps	Overall Dimensions - Inches [mm]			Mounting Centers		Mounting Slot G X H	Approx. Ship Weight Lbs [kg]
				A	B	C	D	E		
50	50	FS50KHP	0.42/0.21	2.70 [68.58]	5.90 [149.86]	3.33 [84.59]	1.66 [42.17]	3.69 [93.73]	0.22 x 0.44 [5.59 x 11.18]	2.5 [1.2]
100	100	FS100KHP	0.83/0.42	3.09 [78.49]	6.30 [160.02]	3.60 [91.44]	2.05 [52.07]	3.50 [88.90]	0.22 x 0.44 [5.59 x 11.18]	4.3 [2.0]
150	150	FS150KHP	1.25/0.63	3.09 [78.49]	6.90 [175.26]	3.60 [91.44]	2.05 [52.07]	4.10 [104.14]	0.22 x 0.44 [5.59 x 11.18]	5.3 [2.4]
250	160	FS250KHP	2.08/1.04	3.90 [99.06]	6.60 [167.64]	4.30 [109.22]	2.52 [64.01]	3.90 [99.06]	0.22 x 0.44 [5.59 x 11.18]	7.9 [3.6]
350	250	FS350KHP	2.92/1.46	3.90 [99.06]	7.20 [182.88]	4.30 [109.22]	2.52 [64.01]	4.90 [124.46]	0.22 x 0.44 [5.59 x 11.18]	9.6 [4.4]
500	300	FS500KHP	4.17/2.08	4.60 [116.84]	7.20 [182.88]	4.60 [116.84]	3.30 [83.82]	4.50 [114.30]	0.31 x 0.81 [7.88 x 20.58]	13.6 [6.2]
750	500	FS750KHP	6.25/3.13	5.60 [142.24]	7.20 [182.88]	5.10 [129.54]	4.00 [101.60]	4.50 [114.30]	0.31 x 0.81 [7.88 x 20.58]	19.0 [8.6]
1000	650	FS1000KHP	8.33/4.17	5.60 [142.24]	8.00 [203.20]	5.10 [129.54]	4.00 [101.60]	5.30 [134.62]	0.31 x 0.81 [7.88 x 20.58]	23.5 [10.6]
1500	1000	FS1500KHP	12.5/6.25	6.60 [167.64]	8.50 [215.90]	6.00 [152.40]	5.10 [129.54]	5.10 [129.54]	0.31 x 0.81 [7.88 x 20.58]	31.6 [14.3]

SELECTION TABLES

Group F

PRIMARY VOLTS 380/347
 SECONDARY VOLTAGE 12X24



50/60 HZ

VA	CE VA	Catalog Number	Output Amps	Overall Dimensions - Inches [mm]			Mounting Centers		Mounting Slot G X H	Approx. Ship Weight Lbs [kg]
				A	B	C	D	E		
50	50	FS50KHR	4.17/2.08	2.70 [68.58]	5.90 [149.86]	3.33 [84.59]	1.66 [42.17]	3.69 [93.73]	0.22 x 0.44 [5.59 x 11.18]	2.5 [1.2]
100	100	FS100KHR	8.33/4.17	3.09 [78.49]	6.30 [160.02]	3.60 [91.44]	2.05 [52.07]	3.50 [88.90]	0.22 x 0.44 [5.59 x 11.18]	4.2 [1.9]
150	150	FS150KHR	12.5/6.25	3.09 [78.49]	6.90 [175.26]	3.60 [91.44]	2.05 [52.07]	4.10 [104.14]	0.22 x 0.44 [5.59 x 11.18]	5.3 [2.4]
250	160	FS250KHR	20.8/10.4	3.90 [99.06]	6.60 [167.64]	4.30 [109.22]	2.52 [64.01]	3.90 [99.06]	0.22 x 0.44 [5.59 x 11.18]	7.6 [3.5]
350	250	FS350KHR	29.2/14.6	3.90 [99.06]	7.20 [182.88]	4.30 [109.22]	2.52 [64.01]	4.90 [124.46]	0.22 x 0.44 [5.59 x 11.18]	9.3 [4.2]
500	300	FS500KHR	41.7/20.8	4.60 [116.84]	7.20 [182.88]	4.60 [116.84]	3.30 [83.82]	4.50 [114.30]	0.31 x 0.81 [7.88 x 20.58]	13.2 [6.0]

Group G

PRIMARY VOLTS 277
 SECONDARY VOLTAGE 120



50/60 HZ

VA	CE VA	Catalog Number	Output Amps	Overall Dimensions - Inches [mm]			Mounting Centers		Mounting Slot G X H	Approx. Ship Weight Lbs [kg]
				A	B	C	D	E		
50	50	FS50NJ	0.42	2.70 [68.58]	5.90 [149.86]	3.33 [84.59]	1.66 [42.17]	3.69 [93.73]	0.22 x 0.44 [5.59 x 11.18]	2.4 [1.1]
100	100	FS100NJ	0.83	3.09 [78.49]	6.10 [154.94]	3.60 [91.44]	2.05 [52.07]	3.35 [85.09]	0.22 x 0.44 [5.59 x 11.18]	4.1 [1.9]
150	150	FS150NJ	1.25	3.09 [78.49]	6.90 [175.26]	3.60 [91.44]	2.05 [52.07]	4.10 [104.14]	0.22 x 0.44 [5.59 x 11.18]	5.2 [2.4]
250	160	FS250NJ	2.08	3.90 [99.06]	6.60 [167.64]	4.30 [109.22]	2.52 [64.01]	3.90 [99.06]	0.22 x 0.44 [5.59 x 11.18]	7.6 [3.5]
350	250	FS350NJ	2.92	3.90 [99.06]	7.20 [182.88]	4.30 [109.22]	2.52 [64.01]	4.90 [124.46]	0.22 x 0.44 [5.59 x 11.18]	9.3 [4.2]
500	300	FS500NJ	4.17	4.60 [116.84]	7.20 [182.88]	4.60 [116.84]	3.30 [83.82]	4.50 [114.30]	0.31 x 0.81 [7.88 x 20.58]	13.3 [6.0]
750	500	FS750NJ	6.25	5.60 [142.24]	7.60 [193.04]	5.10 [129.54]	4.00 [101.60]	4.90 [124.46]	0.31 x 0.81 [7.88 x 20.58]	20.1 [9.1]
1000	650	FS1000NJ	8.33	5.60 [142.24]	8.00 [203.20]	5.10 [129.54]	4.00 [101.60]	5.30 [134.62]	0.31 x 0.81 [7.88 x 20.58]	22.8 [10.3]
1500	1000	FS1500NJ	12.50	5.60 [142.24]	9.40 [238.76]	5.10 [129.54]	4.00 [101.60]	6.70 [170.18]	0.31 x 0.81 [7.88 x 20.58]	31.1 [14.0]

Group H

PRIMARY VOLTS 120/240 115X230 110X220
 SECONDARY VOLTAGE 12X24 11.5X23 11X22



50/60 HZ

VA	CE VA	Catalog Number	Output Amps	Overall Dimensions - Inches [mm]			Mounting Centers		Mounting Slot G X H	Approx. Ship Weight Lbs [kg]
				A	B	C	D	E		
50	50	FS50PR	4.17/2.08	2.70 [68.58]	5.90 [149.86]	3.33 [84.59]	1.66 [42.17]	3.69 [93.73]	0.22 x 0.44 [5.59 x 11.18]	2.5 [1.2]
100	100	FS100PR	8.33/4.17	3.09 [78.49]	6.10 [154.94]	3.60 [91.44]	2.05 [52.07]	3.35 [85.09]	0.22 x 0.44 [5.59 x 11.18]	3.9 [1.8]
150	150	FS150PR	12.5/6.25	3.09 [78.49]	6.90 [175.26]	3.60 [91.44]	2.05 [52.07]	4.10 [104.14]	0.22 x 0.44 [5.59 x 11.18]	5.2 [2.4]
250	160	FS250PR	20.8/10.4	3.90 [99.06]	6.40 [162.56]	4.30 [109.22]	2.52 [64.01]	3.70 [93.98]	0.22 x 0.44 [5.59 x 11.18]	7.1 [3.2]
350	250	FS350PR	29.2/14.6	3.90 [99.06]	7.20 [182.88]	4.30 [109.22]	2.52 [64.01]	4.90 [124.46]	0.22 x 0.44 [5.59 x 11.18]	9.4 [4.3]
500	300	FS500PR	41.7/20.8	4.60 [116.84]	7.20 [182.88]	4.60 [116.84]	3.30 [83.82]	4.50 [114.30]	0.31 x 0.81 [7.88 x 20.58]	13.2 [6.0]

CE VA Rating: Derated to meet CE requirements.
 Primary and Secondary voltage links/jumpers supplied standard with all transformers.
 Please contact your HPS representative for other requests.
 * See page 10 for dimensional drawings.

SELECTION TABLES

Group I

PRIMARY VOLTS 208X416 200X400 190/380
 SECONDARY VOLTAGE 120X240 115X230 115X220



50/60 HZ

VA	CE VA	Catalog Number	Output Amps	Overall Dimensions - Inches [mm]			Mounting Centers		Mounting Slot G X H	Approx. Ship Weight Lbs [kg]
				A	B	C	D	E		
50	50	FS50SP	0.42/0.21	2.70 [68.58]	5.90 [149.86]	3.33 [84.59]	1.66 [42.17]	3.69 [93.73]	0.22 x 0.44 [5.59 x 11.18]	2.4 [1.1]
100	100	FS100SP	0.83/0.42	3.09 [78.49]	6.10 [154.94]	3.60 [91.44]	2.05 [52.07]	3.35 [85.09]	0.22 x 0.44 [5.59 x 11.18]	3.9 [1.8]
150	150	FS150SP	1.25/0.63	3.09 [78.49]	6.90 [175.26]	3.60 [91.44]	2.05 [52.07]	4.10 [104.14]	0.22 x 0.44 [5.59 x 11.18]	5.2 [2.4]
250	160	FS250SP	2.08/1.04	3.90 [99.06]	6.60 [167.64]	4.30 [109.22]	2.52 [64.01]	3.90 [99.06]	0.22 x 0.44 [5.59 x 11.18]	7.7 [3.5]
350	250	FS350SP	2.92/1.46	3.90 [99.06]	7.20 [182.88]	4.30 [109.22]	2.52 [64.01]	4.90 [124.46]	0.22x0.44[5.59x11.18]	9.5 [4.3]
500	300	FS500SP	4.17/2.08	4.60 [116.84]	7.20 [182.88]	4.60 [116.84]	3.30 [83.82]	4.50 [114.30]	0.31 x 0.81 [7.88 x 20.58]	13.3 [6.0]
750	500	FS750SP	6.25/3.13	5.60 [142.24]	7.20 [182.88]	5.10 [129.54]	4.00 [101.60]	4.50 [114.30]	0.31 x 0.81 [7.88 x 20.58]	18.2 [8.2]
1000	650	FS1000SP	8.33/4.17	5.60 [142.24]	8.00 [203.20]	5.10 [129.54]	4.00 [101.60]	5.30 [134.62]	0.31 x 0.81 [7.88 x 20.58]	22.5 [10.2]
1500	1000	FS1500SP	12.5/6.25	6.60 [167.64]	8.50 [215.90]	6.00 [152.40]	5.10 [129.54]	5.10 [129.54]	0.31 x 0.81 [7.88 x 20.58]	30.1 [13.6]

Group J

PRIMARY VOLTS 208X416 200/400 190/380
 SECONDARY VOLTAGE 12X24 11.5X23 11X22



50/60 HZ

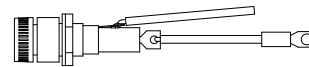
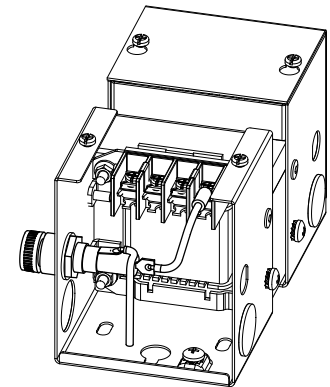
VA	CE VA	Catalog Number	Output Amps	Overall Dimensions - Inches [mm]			Mounting Centers		Mounting Slot G X H	Approx. Ship Weight Lbs [kg]
				A	B	C	D	E		
50	50	FS50SR	4.17/2.08	2.70 [68.58]	5.90 [149.86]	3.33 [84.59]	1.66 [42.17]	3.69 [93.73]	0.22 x 0.44 [5.59 x 11.18]	2.4 [1.1]
100	100	FS100SR	8.33/4.17	3.09 [78.49]	6.10 [154.94]	3.60 [91.44]	2.05 [52.07]	3.35 [85.09]	0.22 x 0.44 [5.59 x 11.18]	4.0 [1.8]
150	150	FS150SR	12.5/6.25	3.09 [78.49]	6.90 [175.26]	3.60 [91.44]	2.05 [52.07]	4.10 [104.14]	0.22 x 0.44 [5.59 x 11.18]	5.2 [2.4]
250	160	FS250SR	20.8/10.4	3.90 [99.06]	6.60 [167.64]	4.30 [109.22]	2.52 [64.01]	3.90 [99.06]	0.22 x 0.44 [5.59 x 11.18]	7.7 [3.5]
350	250	FS350SR	29.2/14.6	3.90 [99.06]	7.20 [182.88]	4.30 [109.22]	2.52 [64.01]	4.90 [124.46]	0.22 x 0.44 [5.59 x 11.18]	9.5 [4.3]
500	300	FS500SR	41.7/20.8	4.60 [116.84]	7.20 [182.88]	4.60 [116.84]	3.30 [83.82]	4.50 [114.30]	0.31 x 0.81 [7.88 x 20.58]	13.3 [6.0]

CE VA Rating: Derated to meet CE requirements.
 Primary and Secondary voltage links/jumpers supplied standard with all transformers.
 Please contact your HPS representative for other requests.
 * See page 10 for dimensional drawings.

Optional Accessories

FUSE HOLDER KIT

- Optional fuse kit specifically designed up to 250 V (25A) units
- Supplied with leads for easy hook-up/installation
- Fuses NOT included in the kit (must be purchased)
- Fuses should be selected in accordance with CSA, UL and local electrical code



Fuse Holder Kit
(Optional)

Sample Assembly Drawing for Optional
Fuse Holder Installation

Part Number	Applicable Transformer Part Number Suffix's	Applicable Specification
FSFH1	All	Up to 20 amps and 250V Designed to accept 1/4" x 1 1/2" fuse sizes

DIMENSIONAL DRAWINGS

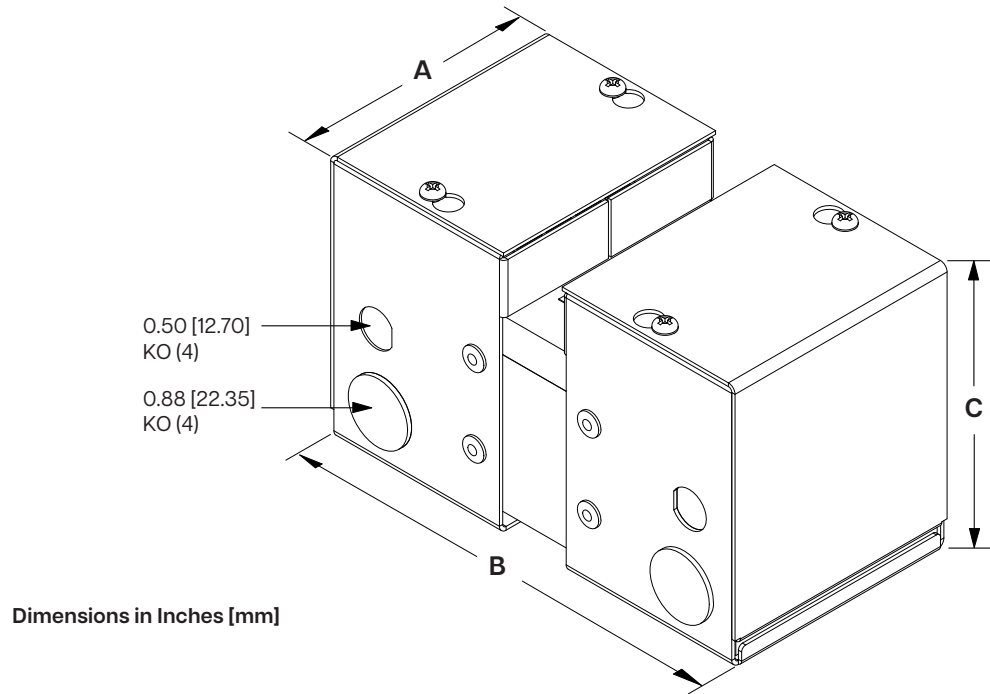


FIGURE A

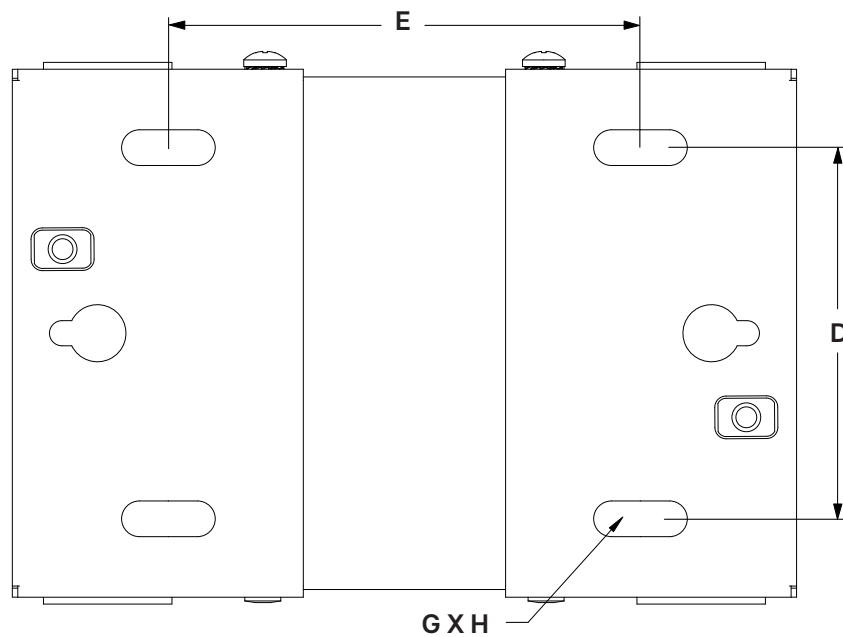


FIGURE B



CANADA

Hammond Power Solutions

595 Southgate Drive
Guelph, Ontario N1G 3W6
Tel: (519) 822-2441 | Fax: (519) 822-9701
Toll Free: 1-888-798-8882

sales@hammondpowersolutions.com



UNITED STATES

Hammond Power Solutions

1100 Lake Street
Baraboo, Wisconsin 53913-2866
Tel: (608) 356-3921 | Fax: (608) 355-7623
Toll Free: 1-866-705-4684

sales@hammondpowersolutions.com



MEXICO

Hammond Power Solutions Latin America S.

Av. No. 800,
Parque Industrial Guadalupe
Guadalupe, NL, Mexico, C.P. 67190.
Tel: (819) 690-8000

sales@hammondpowersolutions.com



ASIA

Hammond Power Solutions Pvt. Ltd.

Plot No 6A, Phase -1, IDA,
Pashamylaram, Patancheru (M)
Sangareddy, 502 307, India
Tel: +91-994-995-0009

marketing-india@hammondpowersolutions.com

EMEA (SALES OFFICE)

Hammond Power Solutions SpA

Tel: +49 (152) 08800468

sales-emea@hammondpowersolutions.com



hammondpowersolutions.com



FUSISP-BBH2-EN
January 2025