



CONNECT AND PROTECT

Express Modification Specifier's Guide


nvent

HOFFMAN

The Hoffman Express Modification Specifier's Guide is published by Hoffman Enclosures Inc., 2100 Hoffman Way, Anoka, MN 55303. Extracts from this literature may be copied or reproduced only with prior approval from Hoffman's Marketing Communications Department by emailing info@nvent.com and if the originator is credited. Hoffman's policy is to continually develop and improve products. The company reserves the right to change product detail and technical specifications. We cannot accept any liability for publication errors and omissions.

Subject to change without notice. Phone 763-422-2211 nVent.com/hoffman ©2019 Hoffman Enclosures Inc.



One nVent

Explore nVent — backed by more than 100 years of excellence — at nVent.com

80+

Manufacturing,
service, sales and
distribution centers



Global customers

9,000

Global
workforce



Local capabilities and
localized solutions

400+

Patents



Positioned to serve
fast-growing economies

Welcome to the future of
connection and protection



CADDY ERICO HOFFMAN RAYCHEM SCHROFF TRACER

nVent.com

Distributed by Gross Automation | +1 (262) 252-1600 | sales@grossautomation.com

Days matter. We ship within 10.

When you need customized enclosures quickly, nVent HOFFMAN gives you the choice—fast or faster.

Need something fast? **Factory Express** lets you choose from a broad selection of our most common enclosures, add 2D holes and cutouts and pick a paint color. Shipped from our factory within 10 days.

Need something faster? With **Local Express**, available through our network of distributor-operated Modification Centers, you choose an off-the-shelf enclosure, add 2D holes and cutouts and receive your enclosure in a few days.

Express Modification from nVent HOFFMAN helps you get it done.

Local Express: Holes/Cutouts within Days

With Local Express, you get the holes and cutouts you need within days. Contact your local distributor for more details.



**Fastest option for quick-turn,
low-volume projects**



**Modified at a local distributor
from off-the-shelf inventory**



**Expertly made 2D holes and cutouts
with precision equipment**



**Delivered within days, contact your
local modification center***

*actual delivery times may vary based on location, distributor inventory, or other unforeseen circumstances. No guarantees or warranties are offered in this document. For our complete terms and conditions, please see <https://www.nvent.com/terms/hoffman-na.html>.



Factory Express: Holes/Cutouts + Paint in 10 days

Factory Express allows you to modify our most popular enclosures with 2D holes and cutouts and add paint - all shipped in 10 days.

1

Select from more than 1,500 of our most popular enclosure and panel models

2

Add 2D holes and cutouts where you need them

3









Choose your paint from a 28-color palette, including OSHA safety colors
















Select your product

Select from more than 1,500 of our most commonly ordered panels, wall-mount, free-stand and floor-mount enclosures.

Like all nVent HOFFMAN products, Factory Express-eligible panels and enclosures are designed to meet global safety standards and perform under the most challenging conditions. Available in mild or stainless steel. Gain peace of mind knowing you're protecting your investment with the industry's best enclosures.

Wall-Mount Enclosures						
Category	Product Image	Product Name	Bulletin	Size Range H x W	Material	
Concept	Single Door		Concept Single-Door, Type 4 and 12	CW1	12 x 10 To 60 x 36	Mild Steel
			Stainless Steel Concept Single-Door Enclosures	CWS	12 x 12 To 48 x 24	Stainless Steel
	Window Door		Concept Window-Door Enclosures	CW1	12 x 10 To 30 x 24	Mild Steel
			Stainless Steel Concept Window-Door Enclosures	CWS	12 x 12 To 30 x 24	Stainless Steel
	Flush Mount		Concept Flush-Mounted Enclosures	CW1	12 x 12 To 30 x 24	Mild Steel
	Two Door		Concept, Two-Door, Type 12	CW1	24 x 42 To 48 x 48	Mild Steel
	Sloped Top		Concept Sloped-Top, Type 4	CW2	12 x 12 To 36 x 30	Mild Steel
	Disconnect		Concept Disconnect Enclosure, Type 4	CWD	20 x 22 To 60 x 38	Mild Steel
			Concept Disconnect Enclosure, Type 4X	CWSD	20 x 22 To 30 x 26	Stainless Steel











Models and colors subject to change.

Wall-Mount Enclosures					
Category	Product Image	Product Name	Bulletin	Size Range H x W	Material
Continuous Hinge	Single Door with Clamps	 Continuous Hinge with Clamps LP, Type 12	A12	12 x 24 To 60 x 36	Mild Steel
		 Continuous Hinge with Clamps LP, Type 4	A4	16 x 12 To 60 x 36	Mild Steel
		 Continuous Hinge with Clamps LP, Type 4X	A4S	16 x 12 To 60 x 36	Stainless Steel
	One-Door with 3-Point Latch	 Continuous Hinge with 3-Point Latch, Type 4	A4W3	16 x 16 To 72 x 36	Mild Steel
		 Continuous Hinge with 3-Point Latch, Type 4X	A4SW3	24 x 20 To 60 x 36	Stainless Steel
	Two Door	 Continuous Hinge Two-Door with Handle, Type 12	A12	24 x 42 To 42 x 60	Mild Steel
		 Continuous Hinge Two-Door with 3-Point Latch, Type 4X	A4SW	24 x 42 To 48 x 48	Stainless Steel
WaterShed	Single Door	 WaterShed, Type 4X	WS1	16 x 12 To 60 x 36	Stainless Steel
	Disconnect	 WaterShed Disconnect Enclosure, Type 4X	WS1D	24 x 25 To 60 x 37	Stainless Steel
Disconnect	Preferred Cutout	 Disconnect Enclosure with Handle, Type 12	A25	20 x 22 To 60 x 38	Mild Steel
	Clamp Covers	 Wall-Mount Disconnect Enclosure with Clamps, Type 4	A19	24 x 21 To 60 x 37	Mild Steel
		 Wall-Mount Disconnect Enclosure with Clamps, Type 4X	A19S	24 x 21 To 60 x 37	Stainless Steel
	Allen-Bradley 1494 Cutout	 Allen-Bradley 1494 Cutout Disconnect Enclosure, Type 12	A22	24 x 22 To 60 x 38	Mild Steel








Models and colors subject to change.

Free-Stand and Floor-Mount Enclosures					
Category	Product Image	Product Name	Bulletin	Size Range H x W	Material
Free Stand		Free-Stand, Type 12, Single or Dual Access	A30	60 x 24 To 90 x 72	Mild Steel
		Free-Stand Single and Dual Access with 3-Point Latches, Type 4X	A30S4	60 x 24 To 72 x 60	Stainless Steel
		Free-Stand, Type 4 with 3-Point Latch	A4L3	72 x 25 To 72 x 37	Mild Steel
		Stainless Steel Free-Stand, Type 4X	A4SL	72 x 25 To 72 x 37	Stainless Steel
Floor Mount		Two-Door with Floor Stands, Type 12	A12L	54 x 42 To 72 x 72	Mild Steel
		Two-Door with Floor Stands, Type 4X	A4SL	62 x 48 To 74 x 72	Stainless Steel
		Two-Door with Floor Stands and 3-Point Latch, Type 4	A4L3	42 x 48 To 74 x 72	Mild Steel
		Two-Door with 3-Point Latches, Type 4X	A4S3	62 x 48 To 74 x 72	Stainless Steel
WaterShed		WaterShed Free-Stand, Type 4X	WS2	62 x 51 To 74 x 63	Stainless Steel
		WaterShed Free-Standing SS Disconnect	WS2D	62 x 51 To 74 x 63	Stainless Steel

Models and colors subject to change.

Free-Stand and Floor-Mount Enclosures						
Category	Product Image	Product Name	Bulletin	Size Range H x W	Material	
General Purpose	Free Stand		General Purpose Single-Door Free-Stand with Quarter-Turn Latches, Type 4X	A4S2	72 x 24 To 72 x 36	Mild Steel
	Free Stand Disconnect		General Purpose Single-Door Free-Stand Disconnect, Type 4X	A4S2	72 x 27 To 72 x 39	Stainless Steel
	Floor Mount		General Purpose Two-Door Floor-Mount with Quarter-Turn Latches, Type 4X	A4S2	60 x 48 To 72 x 72	Stainless Steel
	Floor Mount Disconnect		General Purpose Stainless Steel Two-Door Floor-Mount Disconnect, Type 4X	A4S2	60 x 49 To 72 x 73	Stainless Steel
Disconnect	One-Door HD Free-Stand Disconnect		Heavy-Duty Free-Stand Disconnect Enclosure, Type 12	A28M1	72 x 28 To 90 x 40	Mild Steel
	Two-Door Heavy-Duty Free-Stand Disconnect		Heavy-Duty Free-Stand Disconnect Enclosure, Type 12	A28M2	72 x 54 To 90 x 78	Mild Steel
			Stainless Steel Heavy-Duty Free-Stand Flange-Mount Disconnects, Type 4X	A28S4	72 x 28 To 66 x 18	Stainless Steel
	Modular Disconnect		Modular Disconnect Enclosure, Type 12	A34	72 x 40 To 84 x 77	Mild Steel
	Floor-Mount Disconnect		Two-Door with Floor Stands Disconnect Enclosure, Type 12	A21	60 x 49 To 72 x 72	Mild Steel
			Two-Door Stainless Steel Flange-Mounted Disconnects, Type 4X	A21S4	60 x 49 To 72 x 72	Stainless Steel

Models and colors subject to change.

PANELS					
Category	Product Image	Product Name	Bulletin	Size Range H x W	Material
Concept		Concept Panels	CWP	12 x 10 To 72 x 36	Mild Steel
A26 Enclosures		Panels for A26 Low-Profile Type 12 Disconnect Enclosures	A26P	25 x 21 To 54 x 72	Mild Steel
A30, A30S4 1-Door Enclosures		Panels for Free-Stand Single- and Dual-Access One-Door Enclosures	PNL30	60 x 24 To 90 x 36	Mild Steel
A30, A30S4 2-Door Enclosures		Panels for Free-Stand Single- and Dual-Access Two-Door Enclosures	PLN30	60 x 48 To 90 x 72	Mild Steel
A27, A28, A28S4, A34 Enclosures		Panels for Free-Stand, Multi-Door Enclosures (Bulletins A27, A28, A28S4 and A34)	PNLFS	72 x 28 To 90 x 78	Mild Steel
A30, A30S4 1-Door Enclosures		Side-Mounted Panels	PNL30	60 x 14 To 90 x 20	Mild Steel
Type 3R, 4, 4X, 12, 13 Enclosures		Panels for Type 3R, 4, 4X, 12 and 13 Enclosures	PNLWM	12 x 24 To 72 x 72	Mild Steel

Panels

2

Step 2: Add holes and cutouts

Design your product with 2D holes and cutouts, placed where you need them to fit your application's needs.

Whether to run conduit, wiring or add products into your enclosures—simple customization* is no problem with Factory Express. Precision cutting assures your enclosure fits exactly as designed so you don't need to modify on the fly.



* Enclosures and panels requiring forming, knockouts or additional customization are not eligible for Express Modification. In addition, high quantity orders may require split shipments. If all of the order cannot be shipped within 10 days, nVent HOFFMAN will work with you on a schedule that best fits your production needs.



Choose your color

Choose from a vibrant palette of 28 colors. Smooth and rough gloss and semi-gloss textures available.

Note: painted stainless steel products are not included in the Express Modification program.

Standard Colors



ANSI 61 HOFFMAN Standard Gray
Smooth Semi Gloss



RAL 7035 Light Gray
Rough Textured Semi Gloss



HOFFMAN White
Smooth Semi Gloss

Other Colors



RAL 3005 Wine Red
Rough Textured Gloss



RAL 3001 Signal Red
Smooth Gloss



OSHA Safety Red
Rough Textured Gloss



RAL 2002 Vermillion
Rough Textured Gloss



RAL 2004 Pure Orange
Smooth Gloss



OSHA Safety Orange
Rough Textured Gloss



RAL 2000 Yellow Orange
Smooth Gloss



RAL 1023 Traffic Yellow
Smooth Gloss



OSHA Safety Yellow
Rough Textured Gloss



RAL 6011 Reseda Green
Smooth Gloss



RAL 6003 Olive Green
Smooth Gloss



OSHA Safety Blue
Rough Textured Gloss



RAL 5002 Ultramarine Blue
Rough Textured Gloss



RAL 5005 Signal Blue
Smooth Gloss



RAL 5015 Sky Blue
Rough Textured Gloss



RAL 9010 Pure White
Smooth Gloss



RAL 9001 Cream
Smooth Gloss



RAL 1013 Oyster White
Smooth Gloss



RAL 1015 Light Ivory
Smooth Gloss



RAL 9002 Gray White
Smooth Gloss




RAL 7035 Light Gray
Smooth Gloss



RAL 7038 Agate Gray
Smooth Gloss



RAL 7032 Pebble Gray
Smooth Gloss



RAL 9003 Signal White
Smooth Gloss



RAL 9005 Jet Black
Fine Matte

TABLE OF CONTENTS

WALL-MOUNT	12
DISCONNECT	26
FREE-STAND	38
ENCLOSURE ACCESSORIES.	48
BULLETIN NUMBER INDEX	54
CATALOG NUMBER INDEX.	55
PRODUCT INDEX.	66



CHAPTER 1 WALL-MOUNT



Concept, Two-Door, Type 12

Concept Enclosures are ideal for machine control applications. With streamlined styling, flush quarter-turn latches and an attractive, durable finish.



Continuous Hinge with Clamps LP, Type 4X

For use in indoor and outdoor corrosive environments that require a water-tight seal, this enclosure's seamless foam-in-place gasket and screw-down clamps provide a secure seal against contaminants.



CHAPTER CONTENT

WALL-MOUNT

Mild Steel

- Concept Single-Door, Type 4 and 12 14
- Concept Window-Door Enclosures 16
- Concept Flush-Mounted Enclosures 17
- Concept, Two-Door, Type 12 17
- Continuous Hinge Two-Door with Handle, Type 12 18
- Concept Sloped-Top, Type 4 18
- Continuous Hinge with 3-Point Latch, Type 4 19
- Continuous Hinge with Clamps LP, Type 4 19
- Continuous Hinge with Clamps LP, Type 12 20

Stainless Steel

- Stainless Steel Concept Single-Door Enclosures 21
- Stainless Steel Concept Window-Door Enclosures 22
- Concept with Additional Quarter-Turn Latches, Type 4X 22
- Continuous Hinge Two-Door with 3-Point Latch, Type 4X 23
- Continuous Hinge with 3-Point Latch, Type 4X 23
- Continuous Hinge with Clamps LP, Type 4X 24
- WaterShed, Type 4X 25



Express Modification

Please visit hoffman.nvent.com for the entire HOFFMAN breadth of 15,000 products.

CONCEPT SINGLE-DOOR, TYPE 4 AND 12



1

INDUSTRY STANDARDS

Wall-mounting brackets required to maintain UL/CSA external mounting requirement.

UL 508A Listed; Type 4, 12; File No. E61997
 cUL Listed per CSA C22.2 No. 94; Type 4, 12; File No. E61997

NEMA/EEMAC Type 4, 12, 13
 CSA, File No. 42186: Type 4, 12
 VDE IP66
 IEC 60529, IP66

APPLICATION

Concept Enclosures are ideal for machine control applications. With streamlined styling, flush quarter-turn latches and an attractive, durable finish.

BULLETIN: CW1

Catalog Number	Height (in.)	Width (in.)	Depth (in.)
CSD12106	12	10	6
CSD12106LG	12	10	6
CSD12126	12	12	6
CSD12126LG	12	12	6
CSD12246	12	24	6
CSD12246LG	12	24	6
CSD16126	16	12	6
CSD16126LG	16	12	6
CSD16166	16	16	6
CSD16166LG	16	16	6
CSD16206	16	20	6
CSD16206LG	16	20	6
CSD20126	20	12	6
CSD20126LG	20	12	6
CSD20166	20	16	6
CSD20166LG	20	16	6
CSD20206	20	20	6
CSD20206LG	20	20	6
CSD20246	20	24	6
CSD20246LG	20	24	6
CSD24126	24	12	6
CSD24126LG	24	12	6
CSD24166	24	16	6
CSD24166LG	24	16	6
CSD24206	24	20	6
CSD24206LG	24	20	6

Catalog Number	Height (in.)	Width (in.)	Depth (in.)
CSD24246	24	24	6
CSD24246LG	24	24	6
CSD30166	30	16	6
CSD30166LG	30	16	6
CSD30206	30	20	6
CSD30206LG	30	20	6
CSD30246	30	24	6
CSD30246LG	30	24	6
CSD36246	36	24	6
CSD36246LG	36	24	6
CSD36306	36	30	6
CSD36306LG	36	30	6
CSD12248	12	24	8
CSD12248LG	12	24	8
CSD16128	16	12	8
CSD16128LG	16	12	8
CSD16168	16	16	8
CSD16168LG	16	16	8
CSD16208	16	20	8
CSD16208LG	16	20	8
CSD20128	20	12	8
CSD20128LG	20	12	8
CSD20168	20	16	8
CSD20168LG	20	16	8
CSD20208	20	20	8
CSD20208LG	20	20	8
CSD20248	20	24	8
CSD20248LG	20	24	8
CSD24128	24	12	8
CSD24128LG	24	12	8
CSD24168	24	16	8
CSD24168LG	24	16	8
CSD24208	24	20	8
CSD24208LG	24	20	8
CSD24248	24	24	8
CSD24248LG	24	24	8
CSD24308	24	30	8
CSD24308LG	24	30	8
CSD30128	30	12	8
CSD30128LG	30	12	8
CSD30168	30	16	8
CSD30168LG	30	16	8
CSD30208	30	20	8
CSD30208LG	30	20	8
CSD30248	30	24	8
CSD30248LG	30	24	8
CSD30308	30	30	8
CSD30308LG	30	30	8
CSD30368	30	36	8
CSD30368LG	30	36	8
CSD36248	36	24	8
CSD36248LG	36	24	8
CSD36308	36	30	8
CSD36308LG	36	30	8
CSD36368	36	36	8
CSD36368LG	36	36	8
CSD42248	42	24	8
CSD42248LG	42	24	8
CSD42308	42	30	8
CSD42308LG	42	30	8
CSD42368	42	36	8
CSD42368LG	42	36	8
CSD48248	48	24	8
CSD48248LG	48	24	8
CSD48308	48	30	8
CSD48308LG	48	30	8
CSD48368	48	36	8
CSD48368LG	48	36	8
CSD60368	60	36	8

Catalog Number	Height (in.)	Width (in.)	Depth (in.)
CSD60368LG	60	36	8
CSD161210	16	12	10
CSD161210LG	16	12	10
CSD161610	16	16	10
CSD161610LG	16	16	10
CSD162010	16	20	10
CSD162010LG	16	20	10
CSD201610	20	16	10
CSD201610LG	20	16	10
CSD202010	20	20	10
CSD202010LG	20	20	10
CSD202410	20	24	10
CSD202410LG	20	24	10
CSD241210	24	12	10
CSD241210LG	24	12	10
CSD241610	24	16	10
CSD241610LG	24	16	10
CSD242010	24	20	10
CSD242010LG	24	20	10
CSD242410	24	24	10
CSD242410LG	24	24	10
CSD243010	24	30	10
CSD243010LG	24	30	10
CSD302010	30	20	10
CSD302010LG	30	20	10
CSD302410	30	24	10
CSD302410LG	30	24	10
CSD303010	30	30	10
CSD303010LG	30	30	10
CSD362410	36	24	10
CSD362410LG	36	24	10
CSD363010	36	30	10
CSD363010LG	36	30	10
CSD363610	36	36	10
CSD363610LG	36	36	10
CSD422410	42	24	10
CSD422410LG	42	24	10
CSD423010	42	30	10
CSD423010LG	42	30	10
CSD423610	42	36	10
CSD423610LG	42	36	10
CSD482410	48	24	10
CSD482410LG	48	24	10
CSD483010	48	30	10
CSD483010LG	48	30	10
CSD483610	48	36	10
CSD483610LG	48	36	10
CSD603610	60	36	10
CSD603610LG	60	36	10
CSD201612	20	16	12
CSD201612LG	20	16	12
CSD202012	20	20	12
CSD202012LG	20	20	12
CSD242012	24	20	12
CSD242012LG	24	20	12
CSD242412	24	24	12
CSD242412LG	24	24	12
CSD243012	24	30	12
CSD243012LG	24	30	12
CSD302412	30	24	12
CSD302412LG	30	24	12
CSD303012	30	30	12
CSD303012LG	30	30	12
CSD362412	36	24	12
CSD362412LG	36	24	12
CSD363012	36	30	12
CSD363012LG	36	30	12
CSD363612	36	36	12
CSD363612LG	36	36	12

Catalog Number	Height (in.)	Width (in.)	Depth (in.)
CSD423012	42	30	12
CSD423012LG	42	30	12
CSD423612	42	36	12
CSD423612LG	42	36	12
CSD482412	48	24	12
CSD482412LG	48	24	12
CSD483612	48	36	12
CSD483612LG	48	36	12
CSD603612	60	36	12
CSD603612LG	60	36	12
CSD242016	24	20	16
CSD242016LG	24	20	16
CSD242416	24	24	16
CSD242416LG	24	24	16
CSD302416	30	24	16
CSD302416LG	30	24	16
CSD362416	36	24	16
CSD362416LG	36	24	16
CSD363016	36	30	16
CSD363016LG	36	30	16
CSD363616	36	36	16
CSD363616LG	36	36	16
CSD423016	42	30	16
CSD423016LG	42	30	16
CSD423616	42	36	16
CSD423616LG	42	36	16
CSD483016	48	30	16
CSD483016LG	48	30	16
CSD483616	48	36	16
CSD483616LG	48	36	16
CSD603616	60	36	16
CSD603616LG	60	36	16
CSD242420	24	24	20
CSD242420LG	24	24	20
CSD302420	30	24	20
CSD302420LG	30	24	20
CSD363020	36	30	20
CSD363020LG	36	30	20
CSD483620	48	36	20
CSD483620LG	48	36	20



CONCEPT WINDOW-DOOR ENCLOSURES



1

INDUSTRY STANDARDS

Wall-mounting brackets required to maintain UL/CSA external mounting requirement.

UL 508A Listed; Type 4, 12; File No. E61997
 cUL Listed per CSA C22.2 No. 94; Type 4, 12; File No. E61997

NEMA/EEMAC Type 4, 12, 13
 CSA, File No. 42186: Type 4, 12
 VDE IP66
 IEC 60529, IP66

APPLICATION

Concept Enclosures are ideal for machine control applications. With streamlined styling, flush quarter-turn latches and an attractive, durable finish.

BULLETIN: CW1

Catalog Number	Height (in.)	Width (in.)	Depth (in.)
CSD12106W	12	10	6
CSD12106WLG	12	10	6
CSD12126W	12	12	6
CSD12126WLG	12	12	6
CSD16126W	16	12	6
CSD16126WLG	16	12	6
CSD20166W	20	16	6
CSD20166WLG	20	16	6
CSD20206W	20	20	6
CSD20206WLG	20	20	6
CSD24206W	24	20	6
CSD24206WLG	24	20	6
CSD24246W	24	24	6
CSD24246WLG	24	24	6
CSD30246W	30	24	6
CSD30246WLG	30	24	6
CSD12108W	12	10	8
CSD12108WLG	12	10	8
CSD12128W	12	12	8
CSD12128WLG	12	12	8
CSD16128W	16	12	8
CSD16128WLG	16	12	8
CSD20168W	20	16	8
CSD20168WLG	20	16	8
CSD20208W	20	20	8
CSD20208WLG	20	20	8
CSD24208W	24	20	8
CSD24208WLG	24	20	8
CSD24248W	24	24	8
CSD24248WLG	24	24	8
CSD30248W	30	24	8
CSD30248WLG	30	24	8
CSD161210W	16	12	10
CSD161210WLG	16	12	10
CSD201610W	20	16	10
CSD201610WLG	20	16	10
CSD202010W	20	20	10
CSD202010WLG	20	20	10
CSD242010W	24	20	10
CSD242010WLG	24	20	10
CSD242410W	24	24	10
CSD242410WLG	24	24	10
CSD302410W	30	24	10
CSD302410WLG	30	24	10
CSD202012W	20	20	12
CSD202012WLG	20	20	12
CSD242012W	24	20	12
CSD242012WLG	24	20	12
CSD242412W	24	24	12
CSD242412WLG	24	24	12
CSD302412W	30	24	12
CSD302412WLG	30	24	12
CSD242416W	24	24	16
CSD242416WLG	24	24	16
CSD242420W	24	24	20
CSD242420WLG	24	24	20
CSD302420W	30	24	20
CSD302420WLG	30	24	20

CONCEPT FLUSH-MOUNTED ENCLOSURES



INDUSTRY STANDARDS

Wall-mounting brackets required to maintain UL/CSA external mounting requirement.

UL 508A Listed; Type 4, 12; File No. E61997
 cUL Listed per CSA C22.2 No. 94; Type 4, 12; File No. E61997

NEMA/EEMAC Type 4, 12, 13
 CSA, File No. 42186: Type 4, 12
 VDE IP66
 IEC 60529, IP66

APPLICATION

Concept Enclosures are ideal for machine control applications. With streamlined styling, flush quarter-turn latches and an attractive, durable finish.

BULLETIN: CW1

Catalog Number	Height (in.)	Width (in.)	Depth (in.)
CFM12126	12	12	6
CFM12126LG	12	12	6
CFM16126	16	12	6
CFM16126LG	16	12	6
CFM20166	20	16	6
CFM20166LG	20	16	6
CFM20206	20	20	6
CFM20206LG	20	20	6
CFM24208	24	20	8
CFM24208LG	24	20	8
CFM24248	24	24	8
CFM24248LG	24	24	8
CFM30248	30	24	8
CFM30248LG	30	24	8

CONCEPT, TWO-DOOR, TYPE 12



Catalog Number	Height (in.)	Width (in.)	Depth (in.)
CTD24428	24	42	8
CTD24428LG	24	42	8
CTD24488	24	48	8
CTD24488LG	24	48	8
CTD30488	30	48	8
CTD30488LG	30	48	8
CTD244210	24	42	10
CTD244210LG	24	42	10
CTD304210	30	42	10
CTD304210LG	30	42	10
CTD304810	30	48	10
CTD304810LG	30	48	10
CTD306012	30	60	12
CTD306012LG	30	60	12
CTD364212	36	42	12
CTD364212LG	36	42	12
CTD364812	36	48	12
CTD364812LG	36	48	12
CTD366012	36	60	12
CTD366012LG	36	60	12
CTD424212	42	42	12
CTD424212LG	42	42	12
CTD426012	42	60	12
CTD426012LG	42	60	12
CTD484812	48	48	12
CTD484812LG	48	48	12
CTD364216	36	42	16
CTD364216LG	36	42	16

INDUSTRY STANDARDS

Wall-mounting brackets required to maintain UL/CSA external mounting requirement.

UL 508A Listed; Type 12; File No. E61997
 cUL Listed per CSA C22.2 No. 94; Type 12; File No. E61997

NEMA/EEMAC Type 12
 CSA, File No. 42186, Type 12
 VDE IP 55
 IEC 60529, IP55

APPLICATION

Concept Enclosures are ideal for machine control applications. With streamlined styling, flush quarter-turn latches and an attractive, durable finish.

BULLETIN: CW1

CONCEPT SLOPED-TOP, TYPE 4



1

INDUSTRY STANDARDS

Mounting brackets required to meet UL/CSA external mounting requirement.

UL 508A Listed; Type 4, 12; File No. E61997
 cUL Listed per CSA C22.2 No. 94; Type 4, 12; File No. E61997

NEMA/EEMAC Type 4, 12, 13
 CSA, File No. 42186: Type 4, 12
 VDE IP66
 IEC 60529, IP66

APPLICATION

For machine control applications that require a sloped top, these CONCEPT enclosures feature a 20 degree slope along with streamlined styling, flush quarter-turn latches and an attractive, durable finish.

BULLETIN: CW2

Catalog Number	Height (in.)	Width (in.)	Depth (in.)
CSD12126ST	12	12	6
CSD16168ST	16	16	8
CSD20168ST	20	16	8
CSD20208ST	20	20	8
CSD24208ST	24	20	8
CSD24248ST	24	24	8
CSD242410ST	24	24	10
CSD302410ST	30	24	10
CSD363010ST	36	30	10
CSD242412ST	24	24	12
CSD302412ST	30	24	12
CSD363012ST	36	30	12

CONTINUOUS HINGE TWO-DOOR WITH HANDLE, TYPE 12



APPLICATION

Ideal for larger wall-mount applications requiring ease of installation and access to full-width internal panel. Overlapping door design allows easy access in areas with minimal aisle space.

BULLETIN: A12

Catalog Number	Height (in.)	Width (in.)	Depth (in.)
A244208WFLP	24	42	08
A244808WFLP	24	48	08
A304210WFLP	30	42	10
A304810WFLP	30	48	10
A306010WFLP	30	60	10
A364212WFLP	36	42	12
A364812WFLP	36	48	12
A366012WFLP	36	60	12
A424212WFLP	42	42	12
A424812WFLP	42	48	12
A426012WFLP	42	60	12

INDUSTRY STANDARDS

UL 508A Listed; Type 12; File No. E61997
 cUL Listed per CSA C22.2 No. 94; Type 12; File No. E61997

NEMA/EEMAC Type 12
 CSA, File No. 42186: Type 12
 IEC 60529, IP55

CONTINUOUS HINGE WITH 3-POINT LATCH, TYPE 4



INDUSTRY STANDARDS

UL 508A Listed; Type 4, 12, 13; File No. E61997
 cUL Listed per CSA C22.2 No. 94; Type 4, 12, 13; File No. E61997

NEMA/EEMAC Type 3, 4, 12, and 13
 CSA, File No. 42186: Type 4 and 12
 IEC 60529, IP66

APPLICATION

These time-tested, single-door enclosures feature Hoffman’s exclusive padlocking POWERGLIDE Handle with 3-point latching for quick and convenient access. Ideal for indoor and outdoor applications, these rigid-bodied enclosures provide superior ease-of-access without sacrificing a secure seal.

BULLETIN: A4W3

Catalog Number	Height (in.)	Width (in.)	Depth (in.)
A16H16ALP3PT	16	16	6
A20H16ALP3PT	20	16	6
A24H24ALP3PT	24	24	6
A20H16BLP3PT	20	16	8
A20H20BLP3PT	20	20	8
A24H20BLP3PT	24	20	8
A24H24BLP3PT	24	24	8
A30H24BLP3PT	30	24	8
A30H30BLP3PT	30	30	8
A36H30BLP3PT	36	30	8
A36H30CLP3PT	36	30	10
A36H30DLP3PT	36	30	12
A48H36DLP3PT	48	36	12
A60H36DLP3PT	60	36	12
A72H36DLP3PT	72	36	12
A48H36FLP3PT	48	36	16
A60H36FLP3PT	60	36	16
A72H36FLP3PT	72	36	16
A60H36GLP3PT	60	36	18
A72H36GLP3PT	72	36	18
A60H36JLP3PT	60	36	24
A72H36JLP3PT	72	36	24

CONTINUOUS HINGE WITH CLAMPS LP, TYPE 4



INDUSTRY STANDARDS

UL 508A Listed; Type 4, 12, 13; File No. E61997
 cUL Listed per CSA C22.2 No. 94; Type 4, 12, 13; File No. E61997

NEMA/EEMAC Type 3, 4, 12, and 13
 CSA, File No. 42186: Type 4 and 12
 IEC 60529, IP66

APPLICATION

These single-door enclosures feature a hinged door with clamps on three sides to create a secure seal in indoor or outdoor environments. The gray polyester powder finish inside and out provides enhanced corrosion protection in outdoor applications.

BULLETIN: A4

Catalog Number	Height (in.)	Width (in.)	Depth (in.)
A16H12ALP	16	12	6
A16H16ALP	16	16	6
A16H20ALP	16	20	6
A20H16ALP	20	16	6
A20H20ALP	20	20	6
A24H12ALP	24	12	6

Catalog Number	Height (in.)	Width (in.)	Depth (in.)
A24H16ALP	24	16	6
A24H20ALP	24	20	6
A24H24ALP	24	24	6
A30H20ALP	30	20	6
A30H24ALP	30	24	6
A36H24ALP	36	24	6
A16H12BLP	16	12	8
A20H16BLP	20	16	8
A20H20BLP	20	20	8
A20H24BLP	20	24	8
A24H20BLP	24	20	8
A24H24BLP	24	24	8
A24H30BLP	24	30	8
A30H20BLP	30	20	8
A30H24BLP	30	24	8
A30H30BLP	30	30	8
A36H24BLP	36	24	8
A36H30BLP	36	30	8
A42H30BLP	42	30	8
A42H36BLP	42	36	8
A48H36BLP	48	36	8
A60H36BLP	60	36	8
A20H16CLP	20	16	10
A24H20CLP	24	20	10
A30H24CLP	30	24	10
A36H30CLP	36	30	10
A48H30CLP	48	30	10
A48H36CLP	48	36	10
A60H36CLP	60	36	10
A30H24DLP	30	24	12
A36H30DLP	36	30	12
A48H36DLP	48	36	12
A36H30FLP	36	30	16
A48H36FLP	48	36	16
A60H36FLP	60	36	16

CONTINUOUS HINGE WITH CLAMPS LP, TYPE 12

INDUSTRY STANDARDS
Note

UL 508A Listed; Type 12, 13; File No. E61997
 cUL Listed per CSA C22.2 No. 94; Type 12, 13; File No. E61997

NEMA/EEMAC Type 12 and 13
 CSA, File No. 42186: Type 12
 IEC 60529, IP65

APPLICATION

For applications requiring a bright white interior to increase control visibility, this enclosure includes a padlocking hasp and staple for security and screw-down clamps for secure closure.

BULLETIN: A12

Catalog Number	Height (in.)	Width (in.)	Depth (in.)
A122406LP	12	24	06
A161206LP	16	12	06
A161606LP	16	16	06
A162006LP	16	20	06
A201206LP	20	12	06
A201606LP	20	16	06
A202006LP	20	20	06
A202406LP	20	24	06
A241206LP	24	12	06
A241606LP	24	16	06
A242006LP	24	20	06
A242406LP	24	24	06
A301606LP	30	16	06
A302006LP	30	20	06
A302406LP	30	24	06
A362406LP	36	24	06
A363006LP	36	30	06
A122408LP	12	24	08
A161208LP	16	12	08
A161608LP	16	16	08
A162008LP	16	20	08
A201208LP	20	12	08
A201608LP	20	16	08
A202008LP	20	20	08
A202408LP	20	24	08
A241208LP	24	12	08
A241608LP	24	16	08
A242008LP	24	20	08

Catalog Number	Height (in.)	Width (in.)	Depth (in.)
A242408LP	24	24	08
A243008LP	24	30	08
A302008LP	30	20	08
A302408LP	30	24	08
A303008LP	30	30	08
A303608LP	30	36	08
A362408LP	36	24	08
A363008LP	36	30	08
A363608LP	36	36	08
A422408LP	42	24	08
A423008LP	42	30	08
A423608LP	42	36	08
A482408LP	48	24	08
A483008LP	48	30	08
A483608LP	48	36	08
A603608LP	60	36	08
A161210LP	16	12	10
A201610LP	20	16	10
A202010LP	20	20	10
A241210LP	24	12	10
A242010LP	24	20	10
A242410LP	24	24	10
A302010LP	30	20	10
A302410LP	30	24	10
A362410LP	36	24	10
A363010LP	36	30	10
A423010LP	42	30	10
A423610LP	42	36	10
A483010LP	48	30	10
A483610LP	48	36	10
A603610LP	60	36	10
A201612LP	20	16	12
A242012LP	24	20	12
A242412LP	24	24	12
A302412LP	30	24	12
A303012LP	30	30	12
A362412LP	36	24	12
A363012LP	36	30	12
A363612LP	36	36	12
A423012LP	42	30	12
A423612LP	42	36	12
A483612LP	48	36	12
A603612LP	60	36	12
A242016LP	24	20	16
A242416LP	24	24	16
A302416LP	30	24	16
A363016LP	36	30	16
A423616LP	42	36	16
A483616LP	48	36	16
A603616LP	60	36	16
A302420LP	30	24	20
A363020LP	36	30	20
A483620LP	48	36	20
A603620LP	60	36	20
A302424LP	30	24	24

STAINLESS STEEL CONCEPT SINGLE-DOOR ENCLOSURES



INDUSTRY STANDARDS

Mounting brackets required to meet UL/CSA external mounting requirements.

UL 508A Listed; Type 3R, 4, 4X, 12; File No. E61997
 cUL Listed per CSA C22.2 No 94; Type 3R, 4, 4X, 12; File No. E61997

NEMA/EEMAC Type 3R, 4, 4X, 12, 13
 CSA File No. 42186: Type 4, 4X, 12
 VDE IP66
 IEC 60529, IP66
 Meets NEMA Type 3RX requirements

APPLICATION

For indoor or outdoor applications that require corrosion protection from chemicals and water. Concept Enclosures feature streamlined styling with an attractive stroked finish and flush quarter-turn latches for secure closure. Available in solid- and window-door models.

BULLETIN: CWS

Catalog Number	Height (in.)	Width (in.)	Depth (in.)
CSD12126SS	12	12	6
CSD12126SS6	12	12	6
CSD12246SS	12	24	6
CSD12246SS6	12	24	6
CSD16126SS	16	12	6
CSD16126SS6	16	12	6
CSD16166SS	16	16	6
CSD16166SS6	16	16	6
CSD20166SS	20	16	6
CSD20166SS6	20	16	6
CSD20206SS	20	20	6
CSD20206SS6	20	20	6
CSD24206SS	24	20	6
CSD24206SS6	24	20	6
CSD30166SS	30	16	6
CSD30166SS6	30	16	6
CSD16128SS	16	12	8
CSD16128SS6	16	12	8
CSD16168SS	16	16	8
CSD16168SS6	16	16	8
CSD16208SS	16	20	8
CSD16208SS6	16	20	8
CSD20168SS	20	16	8
CSD20168SS6	20	16	8
CSD20208SS	20	20	8
CSD20208SS6	20	20	8
CSD20248SS	20	24	8
CSD20248SS6	20	24	8
CSD24168SS	24	16	8

Catalog Number	Height (in.)	Width (in.)	Depth (in.)
CSD24168SS6	24	16	8
CSD24208SS	24	20	8
CSD24208SS6	24	20	8
CSD24248SS	24	24	8
CSD24248SS6	24	24	8
CSD24308SS	24	30	8
CSD24308SS6	24	30	8
CSD30208SS	30	20	8
CSD30208SS6	30	20	8
CSD30248SS	30	24	8
CSD30248SS6	30	24	8
CSD30308SS	30	30	8
CSD30308SS6	30	30	8
CSD36248SS	36	24	8
CSD36248SS6	36	24	8
CSD36308SS	36	30	8
CSD36308SS6	36	30	8
CSD161210SS	16	12	10
CSD161210SS6	16	12	10
CSD161610SS	16	16	10
CSD161610SS6	16	16	10
CSD162010SS	16	20	10
CSD162010SS6	16	20	10
CSD201610SS	20	16	10
CSD201610SS6	20	16	10
CSD202010SS	20	20	10
CSD202010SS6	20	20	10
CSD202410SS	20	24	10
CSD202410SS6	20	24	10
CSD241610SS	24	16	10
CSD241610SS6	24	16	10
CSD242010SS	24	20	10
CSD242010SS6	24	20	10
CSD242410SS	24	24	10
CSD242410SS6	24	24	10
CSD243010SS	24	30	10
CSD243010SS6	24	30	10
CSD302010SS	30	20	10
CSD302010SS6	30	20	10
CSD302410SS	30	24	10
CSD302410SS6	30	24	10
CSD303010SS	30	30	10
CSD303010SS6	30	30	10
CSD362410SS	36	24	10
CSD362410SS6	36	24	10
CSD363010SS	36	30	10
CSD363010SS6	36	30	10
CSD422410SS	42	24	10
CSD422410SS6	42	24	10
CSD423010SS	42	30	10
CSD423010SS6	42	30	10
CSD482410SS	48	24	10
CSD482410SS6	48	24	10
CSD202012SS	20	20	12
CSD202012SS6	20	20	12
CSD242412SS	24	24	12
CSD242412SS6	24	24	12
CSD302412SS	30	24	12
CSD302412SS6	30	24	12
CSD303012SS	30	30	12
CSD303012SS6	30	30	12
CSD362412SS	36	24	12
CSD362412SS6	36	24	12
CSD363012SS	36	30	12
CSD363012SS6	36	30	12
CSD242416SS	24	24	16
CSD242416SS6	24	24	16
CSD302416SS	30	24	16
CSD302416SS6	30	24	16
CSD363016SS	36	30	16
CSD363016SS6	36	30	16



STAINLESS STEEL CONCEPT WINDOW-DOOR ENCLOSURES



1

INDUSTRY STANDARDS

Mounting brackets required to meet UL/CSA external mounting requirements.

UL 508A Listed; Type 3R, 4, 4X, 12; File No. E61997
 cUL Listed per CSA C22.2 No 94; Type 3R, 4, 4X, 12; File No. E61997

NEMA/EEMAC Type 3R, 4, 4X, 12, 13
 CSA File No. 42186: Type 4, 4X, 12
 VDE IP66
 IEC 60529, IP66
 Meets NEMA Type 3RX requirements

APPLICATION

For indoor or outdoor applications that require corrosion protection from chemicals and water. Concept Enclosures feature streamlined styling with an attractive stroked finish and flush quarter-turn latches for secure closure. Available in solid- and window-door models.

BULLETIN: CWS

Catalog Number	Height (in.)	Width (in.)	Depth (in.)
CSD12126WSS	12	12	6
CSD16126WSS	16	12	6
CSD20166WSS	20	16	6
CSD20206WSS	20	20	6
CSD20168WSS	20	16	8
CSD20208WSS	20	20	8
CSD24208WSS	24	20	8
CSD24248WSS	24	24	8
CSD30248WSS	30	24	8
CSD161210WSS	16	12	10
CSD201610WSS	20	16	10
CSD202010WSS	20	20	10
CSD242010WSS	24	20	10
CSD242410WSS	24	24	10
CSD302410WSS	30	24	10
CSD202012WSS	20	20	12
CSD302412WSS	30	24	12

CONCEPT WITH ADDITIONAL QUARTER-TURN LATCHES, TYPE 4X



INDUSTRY STANDARDS

Mounting brackets required to meet UL/CSA external mounting requirements.

UL 508A Listed; Type 3R, 4, 4X, 12; File No. E61997
 cUL Listed per CSA C22.2 No 94; Type 3R, 4, 4X, 12; File Number E61997

NEMA/EEMAC Type 3R, 4, 4X, 12, 13
 IEC 60529, IP66
 Meets NEMA Type 3RX requirements

APPLICATION

For indoor or outdoor applications that require corrosion protection from chemicals and water, CONCEPT enclosures house larger controls and feature streamlined styling with an attractive stroked finish, flush quarter-turn latches and an integral door ramp that ensures the door gasket sealing surface aligns with the enclosure body for secure closure.

BULLETIN: CWS

Catalog Number	Height (in.)	Width (in.)	Depth (in.)
CSD30368SSR	30	36	8
CSD30368SS6R	30	36	8
CSD36368SSR	36	36	8
CSD36368SS6R	36	36	8
CSD363610SSR	36	36	10
CSD363610SS6R	36	36	10
CSD423610SSR	42	36	10
CSD423610SS6R	42	36	10
CSD483610SSR	48	36	10
CSD483610SS6R	48	36	10
CSD603610SSR	60	36	10
CSD603610SS6R	60	36	10
CSD363612SSR	36	36	12
CSD363612SS6R	36	36	12
CSD423612SSR	42	36	12
CSD423612SS6R	42	36	12
CSD483612SSR	48	36	12
CSD483612SS6R	48	36	12
CSD603612SSR	60	36	12
CSD603612SS6R	60	36	12
CSD723612SSR	72	36	12
CSD423616SSR	42	36	16
CSD423616SS6R	42	36	16
CSD483616SSR	48	36	16
CSD483616SS6R	48	36	16
CSD603616SSR	60	36	16
CSD603616SS6R	60	36	16
CSD723016SSR	72	30	16
CSD723616SSR	72	36	16
CSD603624SSR	60	36	24
CSD603624SS6R	60	36	24

CONTINUOUS HINGE TWO-DOOR WITH 3-POINT LATCH, TYPE 4X



INDUSTRY STANDARDS

UL 508A Listed; Type 3R, 4, 4X, 12; File No. E61997
 cUL Listed per CSA C22.2 No 94; Type 3R, 4, 4X, 12; File Number E61997

NEMA Type 3, 3R, 4, 4X, 12, 13
 IEC 60529, IP66

Meets NEMA Type 3RX requirements

APPLICATION

These two-door wall-mount enclosures provide industry-leading protection for components in corrosive or wet environments. Enclosures have a removable centerpost for easy panel installation, 3-point latching with Hoffman's exclusive POWERGLIDE Handles, and a seamless foam-in-place gasket for sealing protection from contaminants.

BULLETIN: A4SW

Catalog Number	Height (in.)	Width (in.)	Depth (in.)
A24H4208WFSSLP3PT	24	42	8
A24H4808WFSSLP3PT	24	48	8
A30H4210WFSSLP3PT	30	42	10
A30H4810WFSSLP3PT	30	48	10
A36H4212WFSSLP3PT	36	42	12
A48H4812WFSSLP3PT	48	48	12

CONTINUOUS HINGE WITH 3-POINT LATCH, TYPE 4X



Catalog Number	Height (in.)	Width (in.)	Depth (in.)
A24H2006SSLP3PT	24	20	6
A24H2006SS6LP3PT	24	20	6
A24H2008SSLP3PT	24	20	8
A24H2008SS6LP3PT	24	20	8
A24H2408SSLP3PT	24	24	8
A24H2408SS6LP3PT	24	24	8
A30H2408SSLP3PT	30	24	8
A30H2408SS6LP3PT	30	24	8
A30H3008SSLP3PT	30	30	8
A30H3008SS6LP3PT	30	30	8
A36H2408SSLP3PT	36	24	8
A36H2408SS6LP3PT	36	24	8
A36H3008SSLP3PT	36	30	8
A36H3008SS6LP3PT	36	30	8
A48H3608SSLP3PT	48	36	8
A48H3608SS6LP3PT	48	36	8
A24H2010SSLP3PT	24	20	10
A24H2010SS6LP3PT	24	20	10
A36H3010SSLP3PT	36	30	10
A36H3010SS6LP3PT	36	30	10
A42H3010SSLP3PT	42	30	10
A48H3610SSLP3PT	48	36	10
A48H3610SS6LP3PT	48	36	10
A24H2412SSLP3PT	24	24	12
A24H2412SS6LP3PT	24	24	12
A30H2412SSLP3PT	30	24	12
A30H2412SS6LP3PT	30	24	12
A36H3012SSLP3PT	36	30	12
A36H3012SS6LP3PT	36	30	12
A36H3612SSLP3PT	36	36	12
A36H3612SS6LP3PT	36	36	12
A42H3612SSLP3PT	42	36	12
A48H3612SSLP3PT	48	36	12
A48H3612SS6LP3PT	48	36	12
A60H3612SSLP3PT	60	36	12
A60H3612SS6LP3PT	60	36	12
A48H3616SSLP3PT	48	36	16
A48H3616SS6LP3PT	48	36	16
A60H3616SSLP3PT	60	36	16
A60H3616SS6LP3PT	60	36	16

INDUSTRY STANDARDS

UL 508A Listed; Type 3R, 4, 4X, 12; File No. E61997
 cUL Listed per CSA C22.2 No 94; Type 3R, 4, 4X, 12; File No. E61997

NEMA/EEMAC Type 3R, 4, 4X, 12, 13
 IEC 60529, IP66

Meets NEMA Type 3RX requirements

APPLICATION

These enclosures feature Hoffman's exclusive POWERGLIDE Handle with 3-point latching, ideal for indoor or outdoor applications that require corrosion protection, convenient access, and padlocking security.

BULLETIN: A4SW3

CONTINUOUS HINGE WITH CLAMPS LP, TYPE 4X

1
INDUSTRY STANDARDS

UL 508A Listed; Type 3R, 4, 4X, 12; File No. E61997
 cUL Listed per CSA C22.2 No 94; Type 3R, 4, 4X, 12; File No. E61997

NEMA/EEMAC Type 3, 3R, 4, 4X, 12, 13
 CSA File No. 42186: Type 4, 4X, 12
 IEC 60529, IP66

Meets NEMA Type 3RX requirements

APPLICATION

For use in indoor and outdoor corrosive environments that require a water-tight seal, this enclosure's seamless foam-in-place gasket and screw-down clamps provide a secure seal against contaminants.

BULLETIN: A4S

Catalog Number	Height (in.)	Width (in.)	Depth (in.)
A16H1206SSLP	16	12	6
A16H1206SS6LP	16	12	6
A16H1606SSLP	16	16	6
A16H1606SS6LP	16	16	6
A16H2006SSLP	16	20	6
A16H2006SS6LP	16	20	6
A20H1606SSLP	20	16	6
A20H1606SS6LP	20	16	6
A20H2006SSLP	20	20	6
A20H2006SS6LP	20	20	6
A24H2006SSLP	24	20	6
A24H2006SS6LP	24	20	6
A24H2406SSLP	24	24	6
A24H2406SS6LP	24	24	6
A16H1208SSLP	16	12	8
A16H1208SS6LP	16	12	8
A20H1608SSLP	20	16	8
A20H1608SS6LP	20	16	8
A20H2008SSLP	20	20	8

Catalog Number	Height (in.)	Width (in.)	Depth (in.)
A20H2008SS6LP	20	20	8
A20H2408SSLP	20	24	8
A20H2408SS6LP	20	24	8
A24H1608SSLP	24	16	8
A24H1608SS6LP	24	16	8
A24H2008SSLP	24	20	8
A24H2008SS6LP	24	20	8
A24H2408SSLP	24	24	8
A24H2408SS6LP	24	24	8
A24H3008SSLP	24	30	8
A24H3008SS6LP	24	30	8
A30H2008SSLP	30	20	8
A30H2408SSLP	30	24	8
A30H2408SS6LP	30	24	8
A30H3008SSLP	30	30	8
A30H3008SS6LP	30	30	8
A36H2408SSLP	36	24	8
A36H2408SS6LP	36	24	8
A36H3008SSLP	36	30	8
A36H3008SS6LP	36	30	8
A42H3608SSLP	42	36	8
A42H3608SS6LP	42	36	8
A48H3608SSLP	48	36	8
A48H3608SS6LP	48	36	8
A20H1610SSLP	20	16	10
A20H1610SS6LP	20	16	10
A24H2010SSLP	24	20	10
A24H2010SS6LP	24	20	10
A30H2410SSLP	30	24	10
A30H2410SS6LP	30	24	10
A36H2410SSLP	36	24	10
A36H2410SS6LP	36	24	10
A36H3010SSLP	36	30	10
A36H3010SS6LP	36	30	10
A42H3010SSLP	42	30	10
A42H3010SS6LP	42	30	10
A48H3610SSLP	48	36	10
A48H3610SS6LP	48	36	10
A24H2412SSLP	24	24	12
A24H2412SS6LP	24	24	12
A30H2412SSLP	30	24	12
A30H2412SS6LP	30	24	12
A36H3012SSLP	36	30	12
A36H3012SS6LP	36	30	12
A36H3612SSLP	36	36	12
A36H3612SS6LP	36	36	12
A48H3612SSLP	48	36	12
A48H3612SS6LP	48	36	12
A60H3612SSLP	60	36	12
A60H3612SS6LP	60	36	12
A30H2416SSLP	30	24	16
A30H2416SS6LP	30	24	16
A36H3016SSLP	36	30	16
A36H3016SS6LP	36	30	16
A48H3616SSLP	48	36	16
A48H3616SS6LP	48	36	16
A60H3616SSLP	60	36	16
A60H3616SS6LP	60	36	16

WATERSHED, TYPE 4X



APPLICATION

Specifically designed for use in sanitary washdown production environments, particularly food and beverage manufacturing. HOFFMAN WaterShed Enclosures feature a sloped top, sloped door edges, bullet-style hinges and additional unique features that facilitate washdown runoff.

BULLETIN: WS1

Catalog Number	Height (in.)	Width (in.)	Depth (in.)
WS161208SS	16	12	8
WS161608SS	16	16	8
WS201608SS	20	16	8
WS202008SS	20	20	8
WS242008SS	24	20	8
WS242408SS	24	24	8
WS302408SS	30	24	8
WS303008SS	30	30	8
WS363008SS	36	30	8
WS201612SS	20	16	12
WS202012SS	20	20	12
WS242412SS	24	24	12
WS302412SS	30	24	12
WS363012SS	36	30	12
WS363612SS	36	36	12
WS363016SS	36	30	16
WS483616SS	48	36	16
WS603616SS	60	36	16



INDUSTRY STANDARDS

Mounting brackets required to meet UL/cUL external mounting requirement.

UL 508A Listed; Type 4, 4X, 12; File Number E61997
 cUL Listed per CSA C22.2 No 94; Type 4, 4X, 12; File No. E61997

NSF 169
 NEMA/EEMAC Type 4, 4X, 12
 IEC 60529, IP66



CHAPTER 2 DISCONNECT



Concept Disconnect Enclosure, Type 4

Use mild steel Concept Disconnect Enclosures in applications that require indoor and outdoor environmental protection and maintain stylized design features. Accepts major brand disconnect switches and circuit breakers and is supplied with a Hoffman-integrated tool-to-open handle.



WaterShed Free-Standing SS Disconnect

nVent HOFFMAN WaterShed stainless steel free-stand disconnect enclosure, with its unique design and type 4X rating, is a perfect fit for mounting electrical or high-tech electronic equipment in settings such as sanitary washdown production environments, petrochemical plants, pulp and paper facilities, and water treatment plants.



CHAPTER CONTENT

DISCONNECT

Wall-Mount

- Concept Disconnect Enclosure, Type 428
- Concept Disconnect Enclosure, Type 4X28
- Concept with Quarter-Turn Latches Disconnect Enclosure, Type 4X29
- Allen-Bradley 1494 Cutout Disconnect Enclosure, Type 1229
- Wall-Mount Disconnect Enclosure with Clamps, Type 430
- Wall-Mount Disconnect Enclosure with Clamps, Type 4X30
- Disconnect Enclosure with Handle, Type 1231
- WaterShed Disconnect Enclosure, Type 4X32

Free-Stand

- General Purpose Single-Door Free-Stand Disconnect, Type 4X33
- General Purpose Stainless Steel Two-Door Floor-Mount Disconnect, Type 4X33
- Heavy-Duty Free-Stand Disconnect Enclosure, Type 1234
- Modular Disconnect Enclosure, Type 1235
- Stainless Steel Heavy-Duty Free-Stand Flange-Mount Disconnects, Type 4X36
- Two-Door Stainless Steel Flange-Mounted Disconnects, Type 4X36
- Two-Door with Floor Stands Disconnect Enclosure, Type 1237
- WaterShed Free-Standing SS Disconnect37

Express Modification

Please visit hoffman.nvent.com for the entire HOFFMAN breadth of 15,000 products.

CONCEPT DISCONNECT ENCLOSURE, TYPE 4



INDUSTRY STANDARDS

Mounting brackets required to maintain UL/CSA external mounting requirement.

UL 508A Listed; Type 4, 12; File No. E61997
cUL Listed per CSA C22.2 No. 94; Type 4, 12; File No. E61997

NEMA/EEMAC Type 4, 12, Type 13
CSA File No. 42186: Type 4, 12
VDE, IP66
IEC 60529, IP66

APPLICATION

Use mild steel Concept Disconnect Enclosures in applications that require indoor and outdoor environmental protection and maintain stylized design features. Accepts major brand disconnect switches and circuit breakers and is supplied with a Hoffman-integrated tool-to-open handle.

Furnished with Enclosures

1. Door interlock bracket welded to door
2. Concept-style latching system (2-point or 3-point) installed on door
3. Instructions to locate and install disconnect
4. Hardware kit consisting of padlocking door handle, panel mounting nuts, grounding hardware and sealing washers for mounting holes

BULLETIN: CWD

Catalog Number	Height (in.)	Width (in.)	Depth (in.)
CDSC20228	20	22	8
CDSC20228LG	20	22	8
CDSC24228	24	22	8
CDSC24228LG	24	22	8
CDSC24268	24	26	8
CDSC24268LG	24	26	8
CDSC30268	30	26	8
CDSC30268LG	30	26	8
CDSC36268	36	26	8
CDSC36268LG	36	26	8
CDSC36328	36	32	8
CDSC36328LG	36	32	8
CDSC423212	42	32	12
CDSC423212LG	42	32	12
CDSC423812	42	38	12
CDSC423812LG	42	38	12
CDSC483812	48	38	12
CDSC483812LG	48	38	12
CDSC603812	60	38	12
CDSC603812LG	60	38	12
CDSC363216	36	32	16
CDSC363216LG	36	32	16
CDSC423216	42	32	16
CDSC423216LG	42	32	16
CDSC423816	42	38	16
CDSC423816LG	42	38	16
CDSC483816	48	38	16
CDSC483816LG	48	38	16
CDSC603816	60	38	16
CDSC603816LG	60	38	16

2

CONCEPT DISCONNECT ENCLOSURE, TYPE 4X



INDUSTRY STANDARDS

Mounting brackets required to meet UL/cUL external mounting requirement.

UL 508A Listed; Type 3R, 4, 4X, 12; File No. E61997
cUL Listed per CSA C22.2 No. 94; Type 3R, 4, 4X, 12; File No. E61997

NEMA/EEMAC Type 3R, 4, 4X, 12, 13
IEC 60529, IP66
Meets NEMA Type 3RX requirements

APPLICATION

Use CONCEPT Disconnect Enclosures in applications that require stylized design features and a preferred cutout that accepts major brand disconnect switches and circuit breakers.

Furnished with Enclosures

1. Door interlock bracket welded to door
2. Three-point door latching system installed on door
3. Instructions to locate and install disconnect
4. Hardware kit consisting of padlocking door handle, panel mounting nuts, grounding hardware and sealing washers for mounting holes

BULLETIN: CWSD

Catalog Number	Height (in.)	Width (in.)	Depth (in.)
CDSC20228SS	20	22	8
CDSC24228SS	24	22	8
CDSC24228SS6	24	22	8
CDSC24268SS	24	26	8
CDSC24268SS6	24	26	8
CDSC30268SS	30	26	8
CDSC36268SS	36	26	8
CDSC36268SS6	36	26	8
CDSC242610SS	24	26	10
CDSC242610SS6	24	26	10
CDSC302610SS	30	26	10
CDSC302610SS6	30	26	10

CONCEPT WITH QUARTER-TURN LATCHES DISCONNECT ENCLOSURE, TYPE 4X



APPLICATION

For use in disconnect applications that require larger controls and stylized design features, Concept Disconnect Enclosures feature four additional quarter-turn latches and a door-alignment device for secure closure and security.

Furnished with Enclosures:

1. Door interlock bracket welded to door
2. Door latching system: latch with disconnect interlock mechanism, along with four quarter-turn latches installed on door
3. Instructions to locate and install disconnect
4. Hardware kit consisting of padlocking door handle, panel mounting nuts, grounding hardware, and sealing washers for mounting holes

BULLETIN: CWSD

Catalog Number	Height (in.)	Width (in.)	Depth (in.)
CDSC36328SSR	36	32	8
CDSC36328SS6R	36	32	8
CDSC363210SSR	36	32	10
CDSC363210SS6R	36	32	10
CDSC423210SSR	42	32	10
CDSC483810SSR	48	38	10
CDSC483810SS6R	48	38	10
CDSC363212SSR	36	32	12
CDSC423212SSR	42	32	12
CDSC423812SSR	42	38	12
CDSC423812SS6R	42	38	12
CDSC483812SSR	48	38	12
CDSC483812SS6R	48	38	12
CDSC603812SSR	60	38	12
CDSC603812SS6R	60	38	12
CDSC423216SSR	42	32	16
CDSC423216SS6R	42	32	16
CDSC423816SSR	42	38	16
CDSC483816SSR	48	38	16
CDSC483816SS6R	48	38	16
CDSC603816SSR	60	38	16
CDSC603816SS6R	60	38	16

INDUSTRY STANDARDS

Mounting brackets required to meet UL/cUL external mounting requirement.

UL 508A Listed; Type 3R, 4, 4X, 12; File No. E61997
 cUL Listed per CSA C22.2 No. 94; Type 3R, 4, 4X, 12; File No. E61997

NEMA/EEMAC Type 3R, 4, 4X, 12, 13
 IEC 60529, IP66
 Meets NEMA Type 3RX requirements



ALLEN-BRADLEY 1494 CUTOUT DISCONNECT ENCLOSURE, TYPE 12



APPLICATION

These enclosures house Allen-Bradley Bulletin 1494F flange-mount disconnect switches.

BULLETIN: A22

Catalog Number	Height (in.)	Width (in.)	Depth (in.)
A24AB2210LP	24	22	10
A24AB2610LP	24	26	10
A30AB2210LP	30	22	10
A30AB2610LP	30	26	10
A36AB2610LP	36	26	10
A36AB3210LP	36	32	10
A42AB3210LP	42	32	10
A42AB3810LP	42	38	10
A48AB3810LP	48	38	10
A60AB3810LP	60	38	10
A36AB3212LP	36	32	12
A42AB3212LP	42	32	12
A42AB3812LP	42	38	12
A48AB3812LP	48	38	12
A60AB3812LP	60	38	12
A48AB3816LP	48	38	16
A60AB3816LP	60	38	16

INDUSTRY STANDARDS

UL 508A Listed; Type 12, 13; File No. E61997
 cUL Listed per CSA C22.2 No. 94; Type 12, 13; File No. E61997

NEMA/EEMAC Type 12, 13
 CSA File No. 42186: Type 12
 IEC 60529, IP65

WALL-MOUNT DISCONNECT ENCLOSURE WITH CLAMPS, TYPE 4



INDUSTRY STANDARDS

UL 508A Listed; Type 4, 12; File No. E61997
 cUL Listed per CSA C22.2 No. 94; Type 4, 12; File No. E61997

NEMA/EEMAC Type 3, 4, 12, 13
 CSA File No. 42186: Type 4, 12
 IEC 60529, IP66

APPLICATION

For disconnect applications in which a clamp-secured door is preferred. Clamps on three sides of the door keep liquid and contaminants out. Preferred cutout accepts major brand disconnect switches and circuit breakers.

Furnished with Enclosures

1. Bracket welded to door for attaching disconnect door catch (interlock)
2. Instructions to locate and install disconnect switches, circuit breakers and operating mechanisms

BULLETIN: A19

Catalog Number	Height (in.)	Width (in.)	Depth (in.)
A24HS2108LP	24	21	8
A24HS2508LP	24	25	8
A30HS2508LP	30	25	8
A36HS2508LP	36	25	8
A36HS3108LP	36	31	8
A42HS3112LP	42	31	12
A42HS3712LP	42	37	12
A48HS3712LP	48	37	12
A60HS3712LP	60	37	12

2

WALL-MOUNT DISCONNECT ENCLOSURE WITH CLAMPS, TYPE 4X



APPLICATION

For disconnect applications in which a clamp-secured door is preferred, this enclosure features clamps on three sides to keep liquids and contaminants from entering and a preferred cutout that accepts major brand disconnect switches and circuit breakers.

Furnished with Enclosure

1. Bracket welded to door for attaching disconnect door catch (interlock)
2. Instructions to locate and install disconnect switches, circuit breakers and operating mechanisms

BULLETIN: A19S

Catalog Number	Height (in.)	Width (in.)	Depth (in.)
A24HS2108SSLP	24	21	8
A24HS2108SS6LP	24	21	8
A24HS2508SSLP	24	25	8
A24HS2508SS6LP	24	25	8
A30HS2508SSLP	30	25	8
A30HS2508SS6LP	30	25	8
A36HS2508SSLP	36	25	8
A36HS2508SS6LP	36	25	8
A36HS3108SSLP	36	31	8
A36HS3108SS6LP	36	31	8
A42HS3112SSLP	42	31	12
A42HS3112SS6LP	42	31	12
A42HS3712SSLP	42	37	12
A42HS3712SS6LP	42	37	12
A48HS3712SSLP	48	37	12
A48HS3712SS6LP	48	37	12
A60HS3712SSLP	60	37	12
A60HS3712SS6LP	60	37	12

INDUSTRY STANDARDS

UL 508A Listed; Type 3R, 4, 4X, 12; File No. E61997
 cUL Listed per CSA C22.2 No. 94; Type 3R, 4, 4X, 12; File No. E61997

NEMA/EEMAC Type 3, 3R, 4, 4X, 12, 13
 CSA File No. 42186: Type 4, 4X, 12
 IEC 60529, IP66
 Meets NEMA Type 3RX requirements

DISCONNECT ENCLOSURE WITH HANDLE, TYPE 12



INDUSTRY STANDARDS

UL 508A Listed; Type 12, 13; File No. E61997
 cUL Listed per CSA C22.2 No. 94; Type 12, 13; File No. E61997

NEMA/EEMAC Type 12, 13
 CSA File No. 42186: Type 12
 IEC 60529, IP65

APPLICATION

These general purpose disconnect enclosures accept major brand disconnect switches and circuit breakers, available with or without the Hoffman-supplied defeater door handle and handle hardware.

BULLETIN: A25

Catalog Number	Height (in.)	Width (in.)	Depth (in.)
A20SA2208LP	20	22	8
A20SA2208LPPL	20	22	8
A24SA2208LP	24	22	8
A24SA2208LPPL	24	22	8
A24SA2608LP	24	26	8
A24SA2608LPPL	24	26	8
A30SA2208LP	30	22	8
A30SA2208LPPL	30	22	8
A30SA2608LP	30	26	8
A30SA2608LPPL	30	26	8
A36SA2608LP	36	26	8
A36SA2608LPPL	36	26	8
A36SA3208LP	36	32	8
A36SA3208LPPL	36	32	8
A42SA3208LP	42	32	8
A42SA3208LPPL	42	32	8
A42SA3808LP	42	38	8
A42SA3808LPPL	42	38	8
A48SA3808LP	48	38	8
A48SA3808LPPL	48	38	8
A60SA3808LP	60	38	8
A60SA3808LPPL	60	38	8
A20SA2210LP	20	22	10
A20SA2210LPPL	20	22	10
A24SA2210LP	24	22	10
A24SA2210LPPL	24	22	10
A24SA2610LP	24	26	10
A24SA2610LPPL	24	26	10
A30SA2210LP	30	22	10
A30SA2210LPPL	30	22	10
A30SA2610LP	30	26	10
A30SA2610LPPL	30	26	10
A36SA2610LP	36	26	10
A36SA2610LPPL	36	26	10
A36SA3210LP	36	32	10
A36SA3210LPPL	36	32	10
A42SA3210LP	42	32	10
A42SA3210LPPL	42	32	10
A42SA3810LP	42	38	10
A42SA3810LPPL	42	38	10
A48SA2610LPPL	48	26	10
A48SA3810LP	48	38	10
A48SA3810LPPL	48	38	10
A60SA3810LP	60	38	10
A60SA3810LPPL	60	38	10
A60SA3812LPPL	60	38	12
A36SA3216LPPL	36	32	16
A42SA3216LPPL	42	32	16
A42SA3816LPPL	42	38	16
A48SA3816LPPL	48	38	16
A60SA3816LP	60	38	16
A60SA3816LPPL	60	38	16
A30SA2612LP	30	26	12
A30SA2612LPPL	30	26	12
A36SA3212LP	36	32	12
A36SA3212LPPL	36	32	12
A42SA3212LP	42	32	12
A42SA3212LPPL	42	32	12
A42SA3812LP	42	38	12
A42SA3812LPPL	42	38	12
A48SA3812LP	48	38	12
A48SA3812LPPL	48	38	12
A60SA3812LP	60	38	12
A36SA3216LP	36	32	16
A48SA3816LP	48	38	16
A60SA3812A24LP	60	38	12



WATERSHED DISCONNECT ENCLOSURE, TYPE 4X



INDUSTRY STANDARDS

Mounting brackets required to meet UL/cUL external mounting requirement.

UL 508A Listed; Type 4, 4X, 12; File Number E61997
 cUL Listed per CSA C22.2 No. 94; Type 4, 4X, 12; File No. E61997

NSF 169

NEMA/EEMAC Type 4, 4X, 12

IEC 60529, IP66

Meets NEMA Type 3RX requirements

APPLICATION

Specifically designed for disconnect applications in sanitary washdown production environments, such as food and beverage manufacturing. Hoffman WATERSHED Disconnect Enclosures feature a sloped top, sloped door edges, bullet-style hinges and additional unique features that facilitate washdown runoff.

BULLETIN: WS1D

Catalog Number	Height (in.)	Width (in.)	Depth (in.)
WS24HS2508SS	24	25	8
WS30HS2508SS	30	25	8
WS36HS3108SS	36	31	8
WS48HS3716SS	48	37	16
WS60HS3716SS	60	37	16

GENERAL PURPOSE SINGLE-DOOR FREE-STAND DISCONNECT, TYPE 4X



INDUSTRY STANDARDS

UL508A Listed; Type 3R, 4, 4X, 12; File No. E61997
 cUL Listed per CSA C22.2 No. 94; Type 3R, 4, 4X, 12; File No. E61997

NEMA/EEMAC: Type 3R, 4, 4X, 12
 IEC 60529, IP66
 Meets NEMA Type 3RX

APPLICATION

This single-door stainless steel enclosure with quarter-turn latches is designed to house electronic controls and components. It provides protection from noncorrosive or mildly corrosive elements in both indoor and outdoor environments. Typical applications are in the pharmaceutical, food and beverage, packaging, water, petroleum and chemical processing industries.

BULLETIN: A4S2

Catalog Number	Height (in.)	Width (in.)	Depth (in.)
A72HXS2718SSLPQT	72	27	18
A72HXS3224SSLPQT	72	32	24
A72HXS3924SSLPQT	72	39	24



GENERAL PURPOSE STAINLESS STEEL TWO-DOOR FLOOR-MOUNT DISCONNECT, TYPE 4X



INDUSTRY STANDARDS

UL508A Listed; Type 3R, 4, 4X, 12; File No. E61997
 cUL Listed per CSA C22.2 No. 94; Type 3R, 4, 4X, 12; File No. E61997

NEMA/EEMAC: Type 3R, 4, 4X, 12
 IEC 60529, IP66
 Meets NEMA Type 3RX requirements

APPLICATION

This disconnect enclosure is designed to house electronic controls and components. It provides protection from noncorrosive or mildly corrosive elements in both indoor and outdoor environments. Typical applications are in the food and beverage, packaging, water, petroleum and chemical processing industries. Designed to house the most popular disconnect switches and circuit breakers.

BULLETIN: A4S2

Catalog Number	Height (in.)	Width (in.)	Depth (in.)
A60HX4912SSLPQT	60	49	12
A60HX4918SSLPQT	60	49	18
A60HX6112SSLPQT	60	61	12
A60HX6118SSLPQT	60	61	18
A72HX6112SSLPQT	72	61	12
A72HX6118SSLPQT	72	61	18
A72HX7312SSLPQT	72	73	12
A72HX7318SSLPQT	72	73	18

HEAVY-DUTY FREE-STAND DISCONNECT ENCLOSURE, TYPE 12



2

Catalog Number	Height (in.)	Width (in.)	Depth (in.)	No. of Doors
A72XM2818FTCG	72	28	18	1
A72XM2818FTC	72	28	18	1
A72XM2818FTCLPG	72	28	18	1
A72XM2818FTCLP	72	28	18	1
A72XM3418FTCG	72	34	18	1
A72XM3418FTC	72	34	18	1
A72XM3418FTCLPG	72	34	18	1
A72XM3418FTCLP	72	34	18	1
A72XM4018FTCG	72	40	18	1
A72XM4018FTC	72	40	18	1
A72XM4018FTCLPG	72	40	18	1
A72XM4018FTCLP	72	40	18	1
A84XM4018FTCG	84	40	18	1
A84XM4018FTC	84	40	18	1
A84XM4018FTCLPG	84	40	18	1
A84XM4018FTCLP	84	40	18	1
A90XM4018FTCG	90	40	18	1
A90XM4018FTC	90	40	18	1
A90XM4018FTCLPG	90	40	18	1
A90XM4018FTCLP	90	40	18	1
A90XM4020FTCG	90	40	20	1
A90XM4020FTC	90	40	20	1
A90XM4020FTCLPG	90	40	20	1
A90XM4020FTCLP	90	40	20	1
A84XM4024FTCG	84	40	24	1
A84XM4024FTC	84	40	24	1
A84XM4024FTCLPG	84	40	24	1
A84XM4024FTCLP	84	40	24	1
A90XM4024FTCG	90	40	24	1
A90XM4024FTC	90	40	24	1
A90XM4024FTCLPG	90	40	24	1
A90XM4024FTCLP	90	40	24	1
A72XM5418FTCG	72	54	18	2
A72XM5418FTC	72	54	18	2
A72XM5418FTCLPG	72	54	18	2
A72XM5418FTCLP	72	54	18	2
A72XM6618FTCG	72	66	18	2
A72XM6618FTC	72	66	18	2
A72XM6618FTCLPG	72	66	18	2
A72XM6618FTCLP	72	66	18	2
A72XM7818FTCG	72	78	18	2
A72XM7818FTC	72	78	18	2
A72XM7818FTCLPG	72	78	18	2
A72XM7818FTCLP	72	78	18	2
A84XM7818FTCG	84	78	18	2
A84XM7818FTC	84	78	18	2
A84XM7818FTCLPG	84	78	18	2
A84XM7818FTCLP	84	78	18	2
A90XM7818FTCG	90	78	18	2
A90XM7818FTC	90	78	18	2
A90XM7818FTCLPG	90	78	18	2
A90XM7818FTCLP	90	78	18	2
A90XM7820FTCG	90	78	20	2
A90XM7820FTC	90	78	20	2
A90XM7820FTCLPG	90	78	20	2
A90XM7820FTCLP	90	78	20	2
A72XM7824FTCG	72	78	24	2
A72XM7824FTC	72	78	24	2
A72XM7824FTCLPG	72	78	24	2
A72XM7824FTCLP	72	78	24	2
A84XM7824FTCG	84	78	24	2
A84XM7824FTC	84	78	24	2
A84XM7824FTCLPG	84	78	24	2
A84XM7824FTCLP	84	78	24	2
A90XM7824FTCG	90	78	24	2
A90XM7824FTC	90	78	24	2
A90XM7824FTCLPG	90	78	24	2
A90XM7824FTCLP	90	78	24	2

INDUSTRY STANDARDS

UL 508A Listed; Type 12; File No. E61997
 cUL Listed per CSA C22.2 No. 94; Type 12; File No. E61997

NEMA/EEMAC Type 12
 CSA File No. 42186: Type 12
 IEC 60529, IP55

APPLICATION

Simple, heavy-duty and cost-effective, this disconnect enclosure can be ordered with one to six doors to fit a range of applications.

BULLETIN: A28M1, A28M2

MODULAR DISCONNECT ENCLOSURE, TYPE 12



Catalog Number	Height (in.)	Width (in.)	Depth (in.)	No. of Doors
AMOD72X4018FTC	72	40	18	1-door (left side open)
AMOD72X4018FTCLP	72	40	18	1-door (left side open)
AMOD84X4018FTC	84	40	18	1-door (left side open)
AMOD84X4018FTCLP	84	40	18	1-door (left side open)
AMOD84X4024FTC	84	40	24	1-door (left side open)
AMOD84X4024FTCLP	84	40	24	1-door (left side open)
AMOD72X7818FTC	72	78	18	2-door (left side open)
AMOD72X7818FTCLP	72	78	18	2-door (left side open)
AMOD84X7818FTC	84	78	18	2-door (left side open)
AMOD84X7818FTCLP	84	78	18	2-door (left side open)
AMOD84X7824FTC	84	78	24	2-door (left side open)
AMOD84X7824FTCLP	84	78	24	2-door (left side open)
AMOD723918FTC	72	39	18	1-door (both sides open)
AMOD723918FTCLP	72	39	18	1-door (both sides open)
AMOD843918FTC	84	39	18	1-door (both sides open)
AMOD843918FTCLP	84	39	18	1-door (both sides open)
AMOD843924FTC	84	39	24	1-door (both sides open)
AMOD843924FTCLP	84	39	24	1-door (both sides open)
AMOD727718FTC	72	77	18	2-door (both sides open)
AMOD727718FTCLP	72	77	18	2-door (both sides open)
AMOD847718FTC	84	77	18	2-door (both sides open)
AMOD847718FTCLP	84	77	18	2-door (both sides open)
AMOD847724FTC	84	77	24	2-door (both sides open)
AMOD847724FTCLP	84	77	24	2-door (both sides open)

INDUSTRY STANDARDS

UL 508A Listed; Type 12; File No. E61997
cUL Listed per CSA C22.2 No. 94; Type 12; File No. E61997

NEMA Type 12
CSA File No. 42186: Type 12
IEC 60529, IP55

APPLICATION

Modular disconnect enclosures provide configuration flexibility and versatility. One- and two-door models can be bolted together in any configuration. Slave enclosures can be added or removed as required.

BULLETIN: A34

STAINLESS STEEL HEAVY-DUTY FREE-STAND FLANGE-MOUNT DISCONNECTS, TYPE 4X



INDUSTRY STANDARDS

UL 508A Listed 508; Type 3R, 4, 4X, 12; File No. E61997
 cUL Listed per CSA C22.2 No. 94; Type 3R, 4, 4X, 12; File No. E61997

NEMA/EEMAC Type 3R, Type 4, 4X, 12
 CSA File No. 42186: Type 4, 4X, 12
 IEC 60529, IP66

Meets NEMA Type 3RX requirements

APPLICATION

This disconnect enclosure is designed to house electronic controls and components. It provides protection from noncorrosive or mildly corrosive elements in both indoor and outdoor environments. Typical applications are in the food and beverage, packaging, water, petroleum and chemical processing industries. Designed to house the most popular disconnect switches and circuit breakers.

BULLETIN: A28S4

Catalog Number	Height (in.)	Width (in.)	Depth (in.)	No. of Doors
A72XM2818SSN4	72	28	18	1
A72XM3418SSN4	72	34	18	1
A72XM4018SSN4	72	40	18	1
A84XM4018SSN4	84	40	18	1
A84XM4024SSN4	84	40	24	1
A72XM5418SSN4	72	54	18	2
A72XM6618SSN4	72	66	18	2

2

TWO-DOOR STAINLESS STEEL FLANGE-MOUNTED DISCONNECTS, TYPE 4X



INDUSTRY STANDARDS

UL 508A Listed; Type 3R, 4, 4X, 12; File No. E61997
 cUL Listed per CSA C22.2 No. 94; Type 3R, 4, 4X, 12; File No. E61997

NEMA/EEMAC Type 3R, 4, 4X, 12
 CSA File No. 42186: Type 4, 4X, 12
 IEC 60529, IP66

Meets NEMA Type 3RX requirements

APPLICATION

Designed to house the following flange-mounted disconnect switches and circuit breakers: Allen-Bradley, ABB Controls, Eaton Cutler-Hammer, General Electric, Siemens ITE, Schneider Square D.

BULLETIN: A21S4

Catalog Number	Height (in.)	Width (in.)	Depth (in.)	Disconnect Operator Location
A60X4912SSLPN4	60	49	12	Right Flange
A60X6112SSLPN4	60	61	12	Right Flange
A72X6112SSLPN4	72	61	12	Right Flange
A72X7312SSLPN4	72	73	12	Right Flange
A60X4918SSLPN4	60	49	18	Right Flange
A60X6118SSLPN4	60	61	18	Right Flange
A72X6118SSLPN4	72	61	18	Right Flange
A72X7318SSLPN4	72	73	18	Right Flange
A60CPX4812SSLPN4	60	48	12	Centerpost
A60CPX6012SSLPN4	60	60	12	Centerpost
A72CPX7212SSLPN4	72	72	12	Centerpost
A72CPX7218SSLPN4	72	72	18	Centerpost

TWO-DOOR WITH FLOOR STANDS DISCONNECT ENCLOSURE, TYPE 12



Catalog Number	Height (in.)	Width (in.)	Depth (in.)	Disconnect Operator Location
A60X4912LPFTCG	60	49	12	Right Flange
A60X4912LPFTC	60	49	12	Right Flange
A60X6112LPFTCG	60	61	12	Right Flange
A60X6112LPFTC	60	61	12	Right Flange
A72X6112LPFTCG	72	61	12	Right Flange
A72X6112LPFTC	72	61	12	Right Flange
A72X7312LPFTCG	72	73	12	Right Flange
A72X7312LPFTC	72	73	12	Right Flange
A60X4918LPFTCG	60	49	18	Right Flange
A60X4918LPFTC	60	49	18	Right Flange
A60X6118LPFTCG	60	61	18	Right Flange
A60X6118LPFTC	60	61	18	Right Flange
A72X6118LPFTCG	72	61	18	Right Flange
A72X6118LPFTC	72	61	18	Right Flange
A72X7318LPFTCG	72	73	18	Right Flange
A72X7318LPFTC	72	73	18	Right Flange
A60X4924LPFTCG	60	49	24	Right Flange
A60X4924LPFTC	60	49	24	Right Flange
A60X6124LPFTCG	60	61	24	Right Flange
A60X6124LPFTC	60	61	24	Right Flange
A72X7324LPFTCG	72	73	24	Right Flange
A72X7324LPFTC	72	73	24	Right Flange
A60CPX4812LPFTCG	60	48	12	Centerpost
A60CPX4812LPFTC	60	48	12	Centerpost
A60CPX6012LPFTCG	60	60	12	Centerpost
A60CPX6012LPFTC	60	60	12	Centerpost
A72CPX7212LPFTCG	72	72	12	Centerpost
A72CPX7212LPFTC	72	72	12	Centerpost
A72CPX7218LPFTCG	72	72	18	Centerpost
A72CPX7218LPFTC	72	72	18	Centerpost

INDUSTRY STANDARDS

UL 508A Listed; Type 12; File No. E61997
 cUL Listed per CSA C22.2 No. 94; Type 12; File No. E61997

NEMA/EEMAC Type 12
 CSA File No. 42186; Type 12
 IEC 60529, IP55

APPLICATION

A disconnect can be installed on the centerpost or right side of this enclosure. Floor stands provide additional height and access for cleaning under the enclosure.

BULLETIN: A21



WATERSHED FREE-STANDING SS DISCONNECT



INDUSTRY STANDARDS

UL 508A Listed; Type 3, 3R, 4, 4X, 12; File Number E61997
 cUL Listed per CSA C22.2 No. 94; Type 3, 3R, 4, 4X, 12; File No. E61997

NSF 169
 NEMA/EEMAC: Type 3R, 4, 4X, 12
 IEC 60529, IP66
 Meets NEMA Type 3RX requirements

APPLICATION

The Hoffman WATERSHED stainless steel free-stand disconnect enclosure, with its unique design and type 4X rating, is a perfect fit for mounting electrical or high-tech electronic equipment in settings such as sanitary washdown production environments, petrochemical plants, pulp and paper facilities, and water treatment plants.

BULLETIN: WS2D

Catalog Number	Height (in.)	Width (in.)	Depth (in.)
WS62XM5112SS	62	51	12
WS62XM5118SS	62	51	18
WS62XM6312SS	62	63	12
WS62XM6318SS	62	63	18
WS74XM6318SS	74	63	18



CHAPTER 3 FREE-STAND



Free-Stand, Type 12, Single or Dual Access

Available with front or front and rear access, these Type 12 enclosures have sturdy unibody construction and flexible internal mounting options.



WaterShed Free-Stand, Type 4X

nVent HOFFMAN WaterShed, stainless steel, free-stand enclosure, with its unique design and Type 4X rating, is a perfect fit for mounting electrical or high-tech electronic equipment in a variety of indoor and outdoor settings.



CHAPTER CONTENT

FREE-STAND

Mild Steel

Two-Door with Floor Stands and 3-Point Latch, Type 4	40
Free-Stand, Type 4 with 3-Point Latch	40
Free-Stand, Type 12, Single or Dual Access	41
Two-Door with Floor Stands, Type 12	42

Stainless Steel

Free-Stand Single and Dual Access with 3-Point Latches, Type 4X	43
General Purpose Single-Door Free-Stand with Quarter-Turn Latches, Type 4X	43
General Purpose Two-Door Floor-Mount with Quarter-Turn Latches, Type 4X	44
Stainless Steel Free-Stand, Type 4X	44
Two-Door with 3-Point Latches, Type 4X	45
Two-Door with Floor Stands, Type 4X	45
WaterShed Free-Stand, Type 4X	46

Express Modification

Please visit hoffman.nvent.com for the entire HOFFMAN breadth of 15,000 products.

FREE-STAND, TYPE 4 WITH 3-POINT LATCH



INDUSTRY STANDARDS

UL 508A Listed; Type 4, 12; File No. E61997
 cUL Listed per CSA C22.2 No. 94; Type 4, 12; File No. E61997

NEMA Type 3, 4, 12, 13
 E.I.A. RS310D
 IEC 60529, IP66

APPLICATION

These enclosures are ideal for mounting equipment on panels or racks in indoor or outdoor applications where it is necessary to protect controls and instrumentation from wet, non-corrosive environments. The design features Hoffman's exclusive POWERGLIDE Handle with 3-point latching for secure closure.

BULLETIN: A4L3

Catalog Number	Height (in.)	Width (in.)	Depth (in.)
A72H2518FS3PT	72	25	18
A72H3124FS3PT	72	31	24
A72H3724FS3PT	72	37	24

TWO-DOOR WITH FLOOR STANDS AND 3-POINT LATCH, TYPE 4

3



INDUSTRY STANDARDS

UL 508A Listed; Type 4, 12; File No. E61997
 cUL Listed per CSA C22.2 No. 94; Type 4, 12; File No. E61997

NEMA/EEMAC, Type 3, 4, 12, 13
 IEC 60529, IP66

APPLICATION

These enclosures are ideal for indoor or outdoor applications where it is necessary to protect controls and instrumentation from wet, non-corrosive environments. The design features Hoffman's exclusive POWERGLIDE Handle with 3-point latching for secure closure and floor stands that provide additional height and access for cleaning under the enclosure.

BULLETIN: A4L3

Catalog Number	Height (in.)	Width (in.)	Depth (in.)
A62H4810LP3PT	62	48	10
A62H4818LP3PT	62	48	18
A62H6012LP3PT	62	60	12
A62H6018LP3PT	62	60	18
A74H6012LP3PT	74	60	12
A74H6018LP3PT	74	60	18
A74H7212LP3PT	74	72	12
A74H7218LP3PT	74	72	18
A74H7224LP3PT	74	72	24

FREE-STAND, TYPE 12, SINGLE OR DUAL ACCESS



INDUSTRY STANDARDS

UL 508A Listed; Type 12; File No. E61997
 cUL Listed per CSA C22.2 No. 94; Type 12; File No. E61997

NEMA/EEMAC Type 12
 E.I.A. RS310D
 CSA, File No. 42186, Type 12
 IEC 60529, IP55

Applicable industry standards only for enclosures with Seismic Accessories:
 NEBS- Telcordia GR-63-CORE Zone 4, tested with 1000lbs evenly distributed
 OSHPD Pre-Approval OPM-0247-13

APPLICATION

Available with front or front and rear access, these Type 12 enclosures have sturdy unibody construction and flexible internal mounting options.

BULLETIN: A30

Catalog Number	Height (in.)	Width (in.)	Depth (in.)	No. of Doors and Access
A602418FSG	60	24	18	1-Door, Single Access
A602418FS	60	24	18	1-Door, Single Access
A722418FSG	72	24	18	1-Door, Single Access
A722418FS	72	24	18	1-Door, Single Access
A723018FSG	72	30	18	1-Door, Single Access
A723018FS	72	30	18	1-Door, Single Access
A723618FSG	72	36	18	1-Door, Single Access
A723618FS	72	36	18	1-Door, Single Access
A902420FSG	90	24	20	1-Door, Single Access
A902420FS	90	24	20	1-Door, Single Access
A903620FSG	90	36	20	1-Door, Single Access
A903620FS	90	36	20	1-Door, Single Access
A603624FSG	60	36	24	1-Door, Single Access
A603624FS	60	36	24	1-Door, Single Access
A722424FSG	72	24	24	1-Door, Single Access
A722424FS	72	24	24	1-Door, Single Access
A723024FSG	72	30	24	1-Door, Single Access

Catalog Number	Height (in.)	Width (in.)	Depth (in.)	No. of Doors and Access
A723024FS	72	30	24	1-Door, Single Access
A723624FSG	72	36	24	1-Door, Single Access
A723624FS	72	36	24	1-Door, Single Access
A903624FSG	90	36	24	1-Door, Single Access
A903624FS	90	36	24	1-Door, Single Access
A723630FSG	72	36	30	1-Door, Single Access
A723630FS	72	36	30	1-Door, Single Access
A723636FSG	72	36	36	1-Door, Single Access
A723636FS	72	36	36	1-Door, Single Access
A903636FSG	90	36	36	1-Door, Single Access
A903636FS	90	36	36	1-Door, Single Access
A722424FSDAG	72	24	24	1-Door, Dual Access
A722424FSDA	72	24	24	1-Door, Dual Access
A723024FSDAG	72	30	24	1-Door, Dual Access
A723024FSDA	72	30	24	1-Door, Dual Access
A723624FSDAG	72	36	24	1-Door, Dual Access
A723624FSDA	72	36	24	1-Door, Dual Access
A903624FSDAG	90	36	24	1-Door, Dual Access
A903624FSDA	90	36	24	1-Door, Dual Access
A722430FSDAG	72	24	30	1-Door, Dual Access
A722430FSDA	72	24	30	1-Door, Dual Access
A722436FSDAG	72	24	36	1-Door, Dual Access
A722436FSDA	72	24	36	1-Door, Dual Access
A723636FSDAG	72	36	36	1-Door, Dual Access
A723636FSDA	72	36	36	1-Door, Dual Access
A903636FSDAG	90	36	36	1-Door, Dual Access
A903636FSDA	90	36	36	1-Door, Dual Access
A604818FSDG	60	48	18	2-Door, Single Access
A604818FSD	60	48	18	2-Door, Single Access
A724818FSDG	72	48	18	2-Door, Single Access
A724818FSD	72	48	18	2-Door, Single Access
A726018FSDG	72	60	18	2-Door, Single Access
A726018FSD	72	60	18	2-Door, Single Access
A727218FSDG	72	72	18	2-Door, Single Access
A727218FSD	72	72	18	2-Door, Single Access
A904820FSDG	90	48	20	2-Door, Single Access
A904820FSD	90	48	20	2-Door, Single Access
A907220FSDG	90	72	20	2-Door, Single Access
A907220FSD	90	72	20	2-Door, Single Access
A724824FSDG	72	48	24	2-Door, Single Access
A724824FSD	72	48	24	2-Door, Single Access
A726024FSDG	72	60	24	2-Door, Single Access
A726024FSD	72	60	24	2-Door, Single Access
A727224FSDG	72	72	24	2-Door, Single Access
A727224FSD	72	72	24	2-Door, Single Access
A907224FSDG	90	72	24	2-Door, Single Access
A907224FSD	90	72	24	2-Door, Single Access
A726036FSDG	72	60	36	2-Door, Single Access
A726036FSD	72	60	36	2-Door, Single Access
A907236FSDG	90	72	36	2-Door, Single Access
A907236FSD	90	72	36	2-Door, Single Access
A724824FSDADG	72	48	24	2-Door, Dual Access
A724824FSDAD	72	48	24	2-Door, Dual Access
A726024FSDADG	72	60	24	2-Door, Dual Access
A726024FSDAD	72	60	24	2-Door, Dual Access
A727224FSDADG	72	72	24	2-Door, Dual Access
A727224FSDAD	72	72	24	2-Door, Dual Access
A726036FSDADG	72	60	36	2-Door, Dual Access
A726036FSDAD	72	60	36	2-Door, Dual Access
A907224FSDADG	90	72	24	2-Door, Dual Access
A907224FSDAD	90	72	24	2-Door, Dual Access



TWO-DOOR WITH FLOOR STANDS, TYPE 12



Catalog Number	Height (in.)	Width (in.)	Depth (in.)
A544208LPG	54	42	8
A544208LP	54	42	8
A604808LPG	60	48	8
A604808LP	60	48	8
A604810LPG	60	48	10
A604810LP	60	48	10
A606010LPG	60	60	10
A606010LP	60	60	10
A726010ULPG	72	60	10
A726010ULP	72	60	10
A727210ULPG	72	72	10
A727210ULP	72	72	10
A604812LPG	60	48	12
A604812LP	60	48	12
A606012LPG	60	60	12
A606012LP	60	60	12
A726012ULPG	72	60	12
A726012ULP	72	60	12
A727212ULPG	72	72	12
A727212ULP	72	72	12
A604816LPG	60	48	16
A604816LP	60	48	16
A606016LPG	60	60	16
A606016LP	60	60	16
A726016ULPG	72	60	16
A726016ULP	72	60	16
A727216ULPG	72	72	16
A727216ULP	72	72	16
A604820LPG	60	48	20
A604820LP	60	48	20
A726020ULPG	72	60	20
A726020ULP	72	60	20
A727220ULPG	72	72	20
A727220ULP	72	72	20
A604824LPG	60	48	24
A604824LP	60	48	24
A606024LPG	60	60	24
A606024LP	60	60	24
A726024ULPG	72	60	24
A726024ULP	72	60	24
A727224ULPG	72	72	24
A727224ULP	72	72	24

INDUSTRY STANDARDS

UL 508A Listed; Type 12; File No. E61997
 cUL Listed per CSA C22.2 No. 94; Type 12; File No. E61997

NEMA/EEMAC Type 12
 CSA, File No. 42186, Type 12
 IEC 60529, IP55

3

APPLICATION

Enclosures have gasketed, overlapping doors to give protection in industrial environments and floor stands that provide additional height and access for cleaning under the enclosure. Because there is no centerpost, it is simple to install and remove panels.

BULLETIN: A12L

FREE-STAND SINGLE AND DUAL ACCESS WITH 3-POINT LATCHES, TYPE 4X



APPLICATION

Designed to house systems incorporating large components or complex mounting configurations. Three-point latching and sealing provide industry-leading protection from dust, dirt, oil and water. These enclosures are used in machine tool applications for housing motor starters, drives, contactors and PLCs, as well as a wide variety of other electrical and electronic equipment. The addition of 19-in. rack-mounting accessories makes these enclosures ideal for providing rugged protection for sensitive rack-mounted components in harsh industrial environments. These enclosures are used extensively in automotive, pulp and paper, wood products, textile and similar industries.

BULLETIN: A30S4

Catalog Number	Height (in.)	Width (in.)	Depth (in.)	No. of Doors and Access
A602418SSFSN4	60	24	18	1-Door, Single Access
A722418SSFSN4	72	24	18	1-Door, Single Access
A723018SSFSN4	72	30	18	1-Door, Single Access
A723618SSFSN4	72	36	18	1-Door, Single Access
A903620SSFSN4	90	36	20	1-Door, Single Access
A603624SSFSN4	60	36	24	1-Door, Single Access
A722424SSFSN4	72	24	24	1-Door, Single Access
A723024SSFSN4	72	30	24	1-Door, Single Access
A723624SSFSN4	72	36	24	1-Door, Single Access
A903624SSFSN4	90	36	24	1-Door, Single Access
A723630SSFSN4	72	36	30	1-Door, Single Access
A723636SSFSN4	72	36	36	1-Door, Single Access
A722424SSFSDAN4	72	24	24	1-Door, Dual Access
A723024SSFSDAN4	72	30	24	1-Door, Dual Access
A723624SSFSDAN4	72	36	24	1-Door, Dual Access
A722430SSFSDAN4	72	24	30	1-Door, Dual Access
A722436SSFSDAN4	72	24	36	1-Door, Dual Access
A723636SSFSDAN4	72	36	36	1-Door, Dual Access
A604818SSFSDN4	60	48	18	2-Door, Single Access
A724818SSFSDN4	72	48	18	2-Door, Single Access
A726018SSFSDN4	72	60	18	2-Door, Single Access
A727218SSFSDN4	72	72	18	2-Door, Single Access
A904820SSFSDN4	90	48	20	2-Door, Single Access
A724824SSFSDN4	72	48	24	2-Door, Single Access
A726024SSFSDN4	72	60	24	2-Door, Single Access
A727224SSFSDN4	72	72	24	2-Door, Single Access
A726036SSFSDN4	72	60	36	2-Door, Single Access
A724824SSFSDADN4	72	48	24	2-Door, Dual Access
A726024SSFSDADN4	72	60	24	2-Door, Dual Access

INDUSTRY STANDARDS

UL 508A Listed; Type 3R, 4, 4X, 12; File No. E61997
 cUL Listed per CSA C22.2 No 94; Type 3R, 4, 4X, 12; File No. E61997

NEMA/EEMAC Type 3, 3R, 4, 4X, 12, 13
 E.I.A. RS-310-D
 IEC 60529, IP66
 Meets NEMA Type 3RX requirements

Applicable industry standards for enclosures with Seismic Accessories:
 NEBS- Telcordia GR-63-CORE Zone 4, tested with 1000 lbs. evenly distributed
 OSHPD Pre-Approval OPM-0247-13



GENERAL PURPOSE SINGLE-DOOR FREE-STAND WITH QUARTER-TURN LATCHES, TYPE 4X



INDUSTRY STANDARDS

UL508A Listed; Type 3R, 4, 4X, 12; File No. E61997
 cUL Listed per CSA C22.2 No. 94; Type 3R, 4, 4X, 12; File No. E61997

NEMA/EEMAC: Type 3R, 4, 4X, 12
 IEC 60529, IP66
 Meets NEMA Type 3RX

APPLICATION

This single-door stainless steel enclosure with quarter-turn latches is designed to house electronic controls and components. It provides protection from non-corrosive or mildly corrosive elements in both indoor and outdoor environments. Typical applications are in the pharmaceutical, food and beverage, packaging, water, petroleum and chemical processing industries.

BULLETIN: A4S2

Catalog Number	Height (in.)	Width (in.)	Depth (in.)
A72HS2418SSLPQT	72	24	18
A72HS3024SSLPQT	72	30	24
A72HS3624SSLPQT	72	36	24

GENERAL PURPOSE TWO-DOOR FLOOR-MOUNT WITH QUARTER-TURN LATCHES, TYPE 4X



INDUSTRY STANDARDS

UL 508A Listed; Type 3R, 4, 4X, 12; File No. E61997
 cUL Listed per CSA C22.2 No 94; Type 3R, 4, 4X, 12; File No. E61997

NEMA/EEMAC: Type 3R, 4, 4X, 12
 Number E61997
 IEC 60529, IP66

Meets NEMA Type 3RX requirements

APPLICATION

This two-door stainless steel enclosure with quarter-turn latches is designed to house electronic controls and components. It provides protection from noncorrosive or mildly corrosive elements in both indoor and outdoor environments. Typical applications are in the food and beverage, packaging, water, petroleum and chemical processing industries.

BULLETIN: A4S2

Catalog Number	Height (in.)	Width (in.)	Depth (in.)
A60H4812SSLPQT	60	48	12
A60H6012SSLPQT	60	60	12
A72H6012SSLPQT	72	60	12
A72H7212SSLPQT	72	72	12
A60H4818SSLPQT	60	48	18
A60H6018SSLPQT	60	60	18
A72H6018SSLPQT	72	60	18
A72H7218SSLPQT	72	72	18
A72H7224SSLPQT	72	72	24

3

STAINLESS STEEL FREE-STAND, TYPE 4X



INDUSTRY STANDARDS

UL 508A Listed; Type 3R, 4, 4X, 12; File No. E61997
 cUL Listed per CSA C22.2 No 94; Type 3R, 4, 4X, 12; File No. E61997

NEMA Type 3, 3R, 4, 4X, 12, 13
 CSA File No. 42186: Type 4, 4X, 12
 E.I.A. RS-310-D
 IEC 60529, IP66

Meets NEMA Type 3RX requirements

APPLICATION

This single-door enclosure provides industry-leading protection for systems incorporating large components or complex mounting configurations in highly corrosive environments. The addition of 19-in. rack-mounting accessories makes these enclosures ideal for providing rugged protection for sensitive rack-mounted components in harsh industrial environments. The enclosure is typically used in food processing plants, pharmaceutical manufacturing facilities, petrochemical plants and wastewater treatment facilities.

BULLETIN: A4SL

Catalog Number	Height (in.)	Width (in.)	Depth (in.)
A72H2518SSFS	72	25	18
A72H2518SS6FS	72	25	18
A72H3124SSFS	72	31	24
A72H3124SS6FS	72	31	24
A72H3724SSFS	72	37	24
A72H3724SS6FS	72	37	24

TWO-DOOR WITH 3-POINT LATCHES, TYPE 4X



APPLICATION

These two-door enclosures provide industry-leading protection for large components or complex mounting configurations in highly-corrosive environments. Three-point latching with the Hoffman POWERGLIDE padlocking handles and a foam-in-place gasket combine convenience with security. They are well-suited for use in petrochemical plants; pulp and paper processing; water treatment facilities; and food, pharmaceutical and packaging applications.

BULLETIN: A4S3

Catalog Number	Height (in.)	Width (in.)	Depth (in.)
A62H4812SSLP3PT	62	48	12
A62H4812SS6LP3PT	62	48	12
A62H6012SSLP3PT	62	60	12
A62H6012SS6LP3PT	62	60	12
A74H6012SSLP3PT	74	60	12
A74H6012SS6LP3PT	74	60	12
A74H7212SSLP3PT	74	72	12
A74H7212SS6LP3PT	74	72	12
A62H4818SSLP3PT	62	48	18
A62H4818SS6LP3PT	62	48	18
A62H6018SSLP3PT	62	60	18
A62H6018SS6LP3PT	62	60	18
A74H6018SSLP3PT	74	60	18
A74H6018SS6LP3PT	74	60	18
A74H7218SSLP3PT	74	72	18
A74H7218SS6LP3PT	74	72	18
A74H7224SSLP3PT	74	72	24
A74H7224SS6LP3PT	74	72	24


INDUSTRY STANDARDS

UL 508A Listed; Type 3R, 4, 4X, 12; File No. E61997
 cUL Listed per CSA C22.2 No 94; Type 3R, 4, 4X, 12; File No. E61997

NEMA Type 3, 3R, 4, 4X, 12, 13
 IEC 60529, IP66

Meets NEMA Type 3RX requirements

TWO-DOOR WITH FLOOR STANDS, TYPE 4X



INDUSTRY STANDARDS

UL 508A Listed; Type 3R, 4, 4X, 12; File No. E61997
 cUL Listed per CSA C22.2 No 94; Type 3R, 4, 4X, 12; File No. E61997

NEMA Type 3, 3R, 4, 4X, 12, 13
 CSA File No. 42186: Type 4, 4X, 12
 IEC 60529, IP66

Meets NEMA Type 3RX requirements

APPLICATION

This two-door enclosure provides industry-leading protection for systems incorporating large components or complex mounting configurations in highly corrosive environments. It is typically used in food processing plants, pharmaceutical manufacturing facilities, petrochemical plants, pulp and paper processing and water treatment facilities.

BULLETIN: A4SL

Catalog Number	Height (in.)	Width (in.)	Depth (in.)
A62H4812SSLP	62	48	12
A62H4812SS6LP	62	48	12
A62H6012SSLP	62	60	12
A62H6012SS6LP	62	60	12
A74H6012SSLP	74	60	12
A74H6012SS6LP	74	60	12
A74H7212SSLP	74	72	12
A74H7212SS6LP	74	72	12
A74H7224SSLP	74	72	24
A74H7224SS6LP	74	72	24



WATERSHED FREE-STAND, TYPE 4X



INDUSTRY STANDARDS

UL 508A Listed; Type 4, 4X, 12; File Number E61997
 cUL Listed per CSA C22.2 No 94; Type 4, 4X, 12; File Number E61997

NSF 169
 NEMA/EEMAC Type 4, 4X, 12
 IEC 60529, IP66


APPLICATION

nVent HOFFMAN WaterShed, stainless steel, free-stand enclosure, with its unique design and Type 4X rating, is a perfect fit for mounting electrical or high-tech electronic equipment in a variety of indoor and outdoor settings. Its unique features are specifically designed for use in sanitary washdown production environments like food, beverage, or pharmaceutical processing. However, these same features also are useful in petrochemical plants, pulp and paper facilities and wastewater treatment plants.

BULLETIN: WS2

Catalog Number	Height (in.)	Width (in.)	Depth (in.)
WS625112SS	62	51	12
WS625118SS	62	51	18
WS626312SS	62	63	12
WS626318SS	62	63	18
WS746312SS	74	63	12
WS746318SS	74	63	18

Notes



CHAPTER 4 ENCLOSURE ACCESSORIES




Concept Panels

These panels are taller and wider than corresponding NEMA-size panels. Panels are 14 or 12 gauge steel and painted white or have a conductive finish.



Panels for Type 3R, 4, 4X, 12 and 13 Enclosures

Steel panels are 11 or 12 gauge, finished with white polyester powder paint or a conductive, corrosion-resistant coating. Larger panels have flanges on two or four sides. Aluminum panels are 5052-H32 aluminum alloy. Larger panels have flanges on four sides. Stainless steel panels are Type 316. Panel mounting hardware is furnished with all enclosures which accept these panels.



CHAPTER CONTENT

ENCLOSURE ACCESSORIES


Panels and Panel Accessories

Concept Panels	50
Panels for A26 Low-Profile Type 12 Disconnect Enclosures	50
Panels for Free-Stand Single- and Dual-Access One-Door Enclosures	51
Panels for Free-Stand Single- and Dual-Access Two-Door Enclosures	51
Panels for Free-Stand, Multi-Door Enclosures (Bulletins A27, A28, A28S4 and A34) ...	52
Side-Mounted Panels	52
Panels for Type 3R, 4, 4X, 12 and 13 Enclosures	53

Express Modification

Please visit hoffman.nvent.com for the entire HOFFMAN breadth of 15,000 products.

CONCEPT PANELS



APPLICATION

These panels are taller and wider than corresponding NEMA-size panels. Panels are 14 or 12 gauge steel and painted white or have a conductive finish. *Panels have a formed flange along any side that is longer than 22.20 in. (564 mm).*

BULLETIN: CWP

Catalog Number	Height (in.)	Width (in.)	Description
CP1210	12	10	Painted
CP1210G	12	10	Conductive
CP2012	20	12	Painted
CP2012G	20	12	Conductive
CP2014	20	14	Painted
CP2020G	20	20	Conductive
CP2412	24	12	Painted
CP2412G	24	12	Conductive
CP2416G	24	16	Conductive
CP2420	24	20	Painted

Catalog Number	Height (in.)	Width (in.)	Description
CP2424	24	24	Painted
CP2442	24	42	Painted
CP2442G	24	42	Conductive
CP3012	30	12	Painted
CP3012G	30	12	Conductive
CP3016	30	16	Painted
CP3016G	30	16	Conductive
CP3020	30	20	Painted
CP3020G	30	20	Conductive
CP3024	30	24	Painted
CP3030	30	30	Painted
CP3030G	30	30	Conductive
CP3048	30	48	Painted
CP3048G	30	48	Conductive
CP3060	30	60	Painted
CP3060G	30	60	Conductive
CP3624	36	24	Painted
CP3630	36	30	Painted
CP3636	36	36	Painted
CP3636G	36	36	Conductive
CP4230	42	30	Painted
CP4230G	42	30	Conductive
CP4236	42	36	Painted
CP4236G	42	36	Conductive
CP4242	42	42	Painted
CP4242G	42	42	Conductive
CP4260	42	60	Painted
CP4260G	42	60	Conductive
CP4824	48	24	Painted
CP4824G	48	24	Conductive
CP4836	48	36	Painted
CP4836G	48	36	Conductive
CP4848	48	48	Painted
CP4848G	48	48	Conductive
CP6036	60	36	Painted
CP6036G	60	36	Conductive
CP7230	72	30	Painted
CP7230G	72	30	Conductive
CP7236	72	36	Painted

4

PANELS FOR A26 LOW-PROFILE TYPE 12 DISCONNECT ENCLOSURES




APPLICATION

Optional panels for low-profile Type 12 enclosures (Bulletin A26) are .121-in. steel. Finish is white polyester powder paint or a conductive, corrosion-resistant coating. Mounting hardware included with enclosure.

BULLETIN: A26P

Catalog Number	Height (in.)	Width (in.)	Description
A25P21	25	21	Painted
A31P21	31	21	Painted
A31P21G	31	21	Conductive
A37P21	37	21	Painted
A37P21G	37	21	Conductive
A42P33	42	33	Painted
A42P33G	42	33	Conductive
A54P33	54	33	Painted
A54P33G	54	33	Conductive
A25P48	25	48	Painted
A25P48G	25	48	Conductive
A31P48	31	48	Painted
A31P48G	31	48	Conductive
A37P48	37	48	Painted
A37P48G	37	48	Conductive
A42P72	42	72	Painted
A42P72G	42	72	Conductive
A54P72	54	72	Painted
A54P72G	54	72	Conductive

PANELS FOR FREE-STAND SINGLE- AND DUAL-ACCESS ONE-DOOR ENCLOSURES



APPLICATION

Panels for one-door, single-access and one-door, dual-access Free-Stand Type 12 Enclosures, Free-Stand Type 4 Enclosures and One-Door Type 4X Free-Stand Fiberglass Enclosures. Panels are 12 gauge steel and can be positioned anywhere along horizontal mounting channels (see dimension drawing Sections B-B for limitations). Half-length panels can be located in the upper or lower portion of the enclosure. Panels are finished with white polyester powder paint or a conductive, corrosion-resistant coating and furnished with plated mounting hardware.

BULLETIN: PNL30

Catalog Number	Height (in.)	Width (in.)	Description
A60P24F1	60	24	Full Panel, Painted
A60P24F1G	60	24	Full Panel, Conductive
A60P24F2	60	24	Half Panel, Painted
A60P24F2G	60	24	Half Panel, Conductive
A72P24F1	72	24	Full Panel, Painted
A72P24F1G	72	24	Full Panel, Conductive
A72P24F2	72	24	Half Panel, Painted
A72P24F2G	72	24	Half Panel, Conductive
A90P24F1	90	24	Full Panel, Painted
A90P24F1G	90	24	Full Panel, Conductive
A90P24F2	90	24	Half Panel, Painted
A90P24F2G	90	24	Half Panel, Conductive
A72P30F1	72	30	Full Panel, Painted
A72P30F1G	72	30	Full Panel, Conductive
A72P30F2	72	30	Half Panel, Painted
A72P30F2G	72	30	Half Panel, Conductive
A60P36F1	60	36	Full Panel, Painted
A60P36F1G	60	36	Full Panel, Conductive
A60P36F2	60	36	Half Panel, Painted
A60P36F2G	60	36	Half Panel, Conductive
A72P36F1	72	36	Full Panel, Painted
A72P36F1G	72	36	Full Panel, Conductive
A72P36F2	72	36	Half Panel, Painted
A72P36F2G	72	36	Half Panel, Conductive
A90P36F1	90	36	Full Panel, Painted
A90P36F1G	90	36	Full Panel, Conductive
A90P36F2	90	36	Half Panel, Painted
A90P36F2G	90	36	Half Panel, Conductive

PANELS FOR FREE-STAND SINGLE- AND DUAL-ACCESS TWO-DOOR ENCLOSURES



APPLICATION

Panels for two-door single access and two-door dual access Free-Stand Type 4, 4X and 12 Enclosures with mounting channel are 11 gauge steel and can be positioned anywhere along horizontal mounting channels (see Sections B-B for limitations). Half-length panels can be located in the upper or lower portion of the enclosure. Some assembly is required.

Panels are finished with white polyester powder paint or a conductive, corrosion-resistant coating and furnished with plated mounting hardware.

Center support is furnished with each full panel or half panel for two-door enclosures. The center support attaches to the top and bottom mounting channels and can be positioned from front to back in the enclosure. The center support can be used with heavy duty panel supports to support panels of various heights

BULLETIN: PNL30

Catalog Number	Height (in.)	Width (in.)	Description
A60P48F1	60	48	Full Panel, Painted
A60P48F1G	60	48	Full Panel, Conductive
A72P48F1	72	48	Full Panel, Painted
A72P48F1G	72	48	Full Panel, Conductive
A72P48F2	72	48	Half Panel, Painted
A72P48F2G	72	48	Half Panel, Conductive
A90P48F1	90	48	Full Panel, Painted
A90P48F1G	90	48	Full Panel, Conductive
A90P48F2	90	48	Half Panel, Painted
A90P48F2G	90	48	Half Panel, Conductive
A72P60F1	72	60	Full Panel, Painted
A72P60F1G	72	60	Full Panel, Conductive
A72P60F2	72	60	Half Panel, Painted
A72P60F2G	72	60	Half Panel, Conductive
A72P72F1	72	72	Full Panel, Painted
A72P72F1G	72	72	Full Panel, Conductive
A72P72F2	72	72	Half Panel, Painted
A72P72F2G	72	72	Half Panel, Conductive
A90P72F1	90	72	Full Panel, Painted
A90P72F1G	90	72	Full Panel, Conductive
A90P72F2	90	72	Half Panel, Painted
A90P72F2G	90	72	Half Panel, Conductive

PANELS FOR FREE-STAND, MULTI-DOOR ENCLOSURES (BULLETINS A27, A28, A28S4 AND A34)



APPLICATION

Extra panels for large enclosures (Bulletins A27, A28, A28S4 and A34) can be ordered for panel assembly prior to receiving the enclosures (enclosures include panels). Panels are 11 gauge steel with .80-in. (20-mm) flanges on four sides. Finish is white polyester powder paint or a conductive, corrosion-resistant coating. Two extra holes are provided for lifting and installing panels. Mounting hardware included with enclosure.

BULLETIN: PNLFS

Catalog Number	Height (in.)	Width (in.)	Description
A72PM28	72	28	Painted
A72PM28G	72	28	Conductive
A72PM34	72	34	Painted
A72PM34G	72	34	Conductive
A72PM40	72	40	Painted
A72PM40G	72	40	Conductive
A72PM54	72	54	Painted
A72PM54G	72	54	Conductive
A72PM66	72	66	Painted
A72PM66G	72	66	Conductive
A72PM78	72	78	Painted
A72PM78G	72	78	Conductive
A84PM40	84	40	Painted
A84PM40G	84	40	Conductive
A84PM78	84	78	Painted
A86PM37	86	37	Painted
A86PM37G	86	37	Conductive
A86PM75	86	75	Painted
A90PM40	90	40	Painted
A90PM40G	90	40	Conductive
A90PM78	90	78	Painted

SIDE-MOUNTED PANELS



APPLICATION

Panels provide extra mounting space on the sides of enclosures. 12 gauge steel side-mounting panels are painted white. Conductive panels are steel with a conductive, corrosion-resistant coating. Panels attach securely to mounting channels. Plated steel mounting hardware is furnished.

BULLETIN: PNL30

Catalog Number	Height (in.)	Width (in.)	Description
A60SMP14	60	14	Painted
A60SMP14G	60	14	Conductive
A72SMP14	72	14	Painted
A72SMP14G	72	14	Conductive
A72SMP20	72	20	Painted
A72SMP20G	72	20	Conductive
A90SMP14	90	14	Painted
A90SMP14G	90	14	Conductive
A90SMP20	90	20	Painted
A90SMP20G	90	20	Conductive

PANELS FOR TYPE 3R, 4, 4X, 12 AND 13 ENCLOSURES



APPLICATION

Steel panels are 11 or 12 gauge, finished with white polyester powder paint or a conductive, corrosion-resistant coating. Larger panels have flanges on two or four sides. Some larger steel panels are 11 gauge and include extra holes for panel lifting. Aluminum panels are 5052-H32 aluminum alloy. Larger panels have flanges on four sides. Aluminum panels are protected on one side with a plastic film. Stainless steel panels are Type 316 stainless steel. Panel mounting hardware is furnished with all enclosures which accept these panels.

BULLETIN: PNLFS, PNLWM

Catalog Number	Height (in.)	Width (in.)	Description
A12P24	12	24	Painted
A12P24G	12	24	Conductive
A16P12	16	12	Painted
A16P16	16	16	Painted
A16P16G	16	16	Conductive
A20P12	20	12	Painted
A20P12G	20	12	Conductive
A20P16	20	16	Painted
A20P20	20	20	Painted
A20P20G	20	20	Conductive
A24P16	24	16	Painted
A24P16G	24	16	Conductive
A24P20	24	20	Painted
A24P24	24	24	Painted
A30P16	30	16	Painted
A30P16G	30	16	Conductive
A30P20	30	20	Painted
A30P20G	30	20	Conductive
A30P24	30	24	Painted
A30P24G	30	24	Conductive

Catalog Number	Height (in.)	Width (in.)	Description
A30P30	30	30	Painted
A30P30G	30	30	Conductive
A36P16	36	16	Painted
A36P16G	36	16	Conductive
A36P24	36	24	Painted
A36P24G	36	24	Conductive
A36P30	36	30	Painted
A36P30G	36	30	Conductive
A36P36	36	36	Painted
A36P36G	36	36	Conductive
A40P24G	40	24	Conductive
A40P30	40	30	Painted
A40P30G	40	30	Conductive
A42P24	42	24	Painted
A42P24G	42	24	Conductive
A42P30	42	30	Painted
A42P30G	42	30	Conductive
A42P36	42	36	Painted
A42P36G	42	36	Conductive
A42P42	42	42	Painted
A42P42G	42	42	Conductive
A48P24	48	24	Painted
A48P24G	48	24	Conductive
A48P30	48	30	Painted
A48P30G	48	30	Conductive
A48P36	48	36	Painted
A48P42	48	42	Painted
A48P42G	48	42	Conductive
A48P48	48	48	Painted
A48P48G	48	48	Conductive
A54P42	54	42	Painted
A54P42G	54	42	Conductive
A60P24	60	24	Painted
A60P24G	60	24	Conductive
A60P30	60	30	Painted
A60P30G	60	30	Conductive
A60P36	60	36	Painted
A60P36G	60	36	Conductive
A60BFP42	60	FP	Painted
A60BFP42G	60	FP	Conductive
A60P48	60	48	Painted
A60P48G	60	48	Conductive
A60P60	60	60	Painted
A60P60G	60	60	Conductive
A72P36	72	36	Painted
A72P36G	72	36	Conductive
A72P60	72	60	Painted
A72P60G	72	60	Conductive
A72P72	72	72	Painted
A72P72G	72	72	Conductive

Bulletin Number	Catalog Page
A12	18,20
A12L	42
A19	30
A19S	30
A21	37
A21S4	36
A22	29
A25	31
A26P	50
A28M1	34
A28M2	34
A28S4	36
A30	41
A30S4	43
A34	35
A4	19
A4L3	40
A4S	24
A4S2	33,43,44
A4S3	45
A4SL	44,45
A4SW	23
A4SW3	23
A4W3	19
CW2	18
CW1	14,16,17
CWD	28
CWP	50
CWS	21,22
CWS	22
CWSD	28,29
CWY	50
DWDH2	50
PNL30	51,52
PNLFS	52,53
PNLWM	53
WS1	25
WS1D	32
WS2	46
WS2D	37

Catalog Number	UPC	Bulletin Number	Catalog Page	Catalog Number	UPC	Bulletin Number	Catalog Page	Catalog Number	UPC	Bulletin Number	Catalog Page
A12P24	23130	PNLWM	53	A20H2408SSLP	29060	A4S	24	A24H2406SSLP	11091	A4S	24
A12P24G	15075	PNLWM	53	A20P12	23300	PNLWM	53	A24H2408SS6LP	29110	A4S	24
A122406LP	28000	A12	20	A20P12G	15085	PNLWM	53	A24H2408SS6LP3PT	14332	A4SW3	23
A122408LP	28130	A12	20	A20P16	23150	PNLWM	53	A24H2408SSLP	24100	A4S	24
A16H12ALP	24320	A4	19	A20P20	23160	PNLWM	53	A24H2408SSLP3PT	14307	A4SW3	23
A16H12BLP	24410	A4	19	A20P20G	15076	PNLWM	53	A24H2412SS6LP3PT	14333	A4SW3	23
A16H1206SS6LP	29080	A4S	24	A20SA2208LP	32800	A25	31	A24H2412SS6LP	83770	A4S	24
A16H1206SSLP	24050	A4S	24	A20SA2208LPPL	40289	A25	31	A24H2412SSLP	24200	A4S	24
A16H1208SS6LP	83600	A4S	24	A20SA2210LP	32910	A25	31	A24H2412SSLP3PT	14308	A4SW3	23
A16H1208SSLP	24020	A4S	24	A20SA2210LPPL	40299	A25	31	A24H30BLP	24260	A4	19
A16H16ALP	24290	A4	19	A201206LP	27850	A12	20	A24H3008SS6LP	83640	A4S	24
A16H16ALP3PT	27902	A4W3	19	A201208LP	27860	A12	20	A24H3008SSLP	23870	A4S	24
A16H1606SS6LP	83560	A4S	24	A201606LP	28030	A12	20	A24H4208WFSSLP3PT	14518	A4SW	23
A16H1606SSLP	24060	A4S	24	A201608LP	28160	A12	20	A24H4808WFSSLP3PT	14521	A4SW	23
A16H20ALP	24240	A4	19	A201610LP	28360	A12	20	A24HS2108LP	20110	A19	30
A16H2006SS6LP	83550	A4S	24	A201612LP	28500	A12	20	A24HS2108SS6LP	63670	A19S	30
A16H2006SSLP	29050	A4S	24	A202006LP	28040	A12	20	A24HS2108SSLP	27510	A19S	30
A16P12	23140	PNLWM	53	A202008LP	28170	A12	20	A24HS2508LP	20120	A19	30
A16P16	23110	PNLWM	53	A202010LP	28370	A12	20	A24HS2508SS6LP	64390	A19S	30
A16P16G	15073	PNLWM	53	A202406LP	28050	A12	20	A24HS2508SSLP	27520	A19S	30
A161206LP	28010	A12	20	A202408LP	28180	A12	20	A24P16	23070	PNLWM	53
A161208LP	28140	A12	20	A24AB2210LP	32610	A22	29	A24P16G	15067	PNLWM	53
A161210LP	28350	A12	20	A24AB2610LP	32620	A22	29	A24P20	23170	PNLWM	53
A161606LP	27990	A12	20	A24H12ALP	24350	A4	19	A24P24	23180	PNLWM	53
A161608LP	27880	A12	20	A24H16ALP	24300	A4	19	A24SA2208LP	32810	A25	31
A162006LP	28020	A12	20	A24H1608SS6LP	83630	A4S	24	A24SA2208LPPL	40309	A25	31
A162008LP	28150	A12	20	A24H1608SSLP	24030	A4S	24	A24SA2210LP	32920	A25	31
A20H16ALP	24330	A4	19	A24H20ALP	24360	A4	19	A24SA2210LPPL	40319	A25	31
A20H16ALP3PT	27903	A4W3	19	A24H20BLP	24440	A4	19	A24SA2608LP	32820	A25	31
A20H16BLP	24420	A4	19	A24H20BLP3PT	27906	A4W3	19	A24SA2608LPPL	40329	A25	31
A20H16BLP3PT	27904	A4W3	19	A24H20CLP	24310	A4	19	A24SA2610LP	32930	A25	31
A20H16CLP	24540	A4	19	A24H2006SS6LP3PT	14327	A4SW3	23	A24SA2610LPPL	40339	A25	31
A20H1606SS6LP	29090	A4S	24	A24H2006SS6LP	83580	A4S	24	A241206LP	28060	A12	20
A20H1606SSLP	24070	A4S	24	A24H2006SSLP	24090	A4S	24	A241208LP	28190	A12	20
A20H1608SS6LP	29170	A4S	24	A24H2006SSLP3PT	14304	A4SW3	23	A241210LP	28380	A12	20
A20H1608SSLP	29020	A4S	24	A24H2008SS6LP	29100	A4S	24	A241606LP	27890	A12	20
A20H1610SS6LP	83700	A4S	24	A24H2008SS6LP3PT	14328	A4SW3	23	A241608LP	27900	A12	20
A20H1610SSLP	24150	A4S	24	A24H2008SSLP	29030	A4S	24	A242006LP	28070	A12	20
A20H20ALP	24340	A4	19	A24H2008SSLP3PT	14305	A4SW3	23	A242008LP	28200	A12	20
A20H20BLP	24430	A4	19	A24H2010SS6LP3PT	14331	A4SW3	23	A242010LP	28390	A12	20
A20H20BLP3PT	27905	A4W3	19	A24H2010SS6LP	83710	A4S	24	A242012LP	28510	A12	20
A20H2006SS6LP	83570	A4S	24	A24H2010SSLP	24160	A4S	24	A242016LP	28670	A12	20
A20H2006SSLP	24080	A4S	24	A24H2010SSLP3PT	14306	A4SW3	23	A242406LP	28080	A12	20
A20H2008SS6LP	83610	A4S	24	A24H24ALP	24370	A4	19	A242408LP	28210	A12	20
A20H2008SSLP	11088	A4S	24	A24H24ALP3PT	27907	A4W3	19	A242410LP	28400	A12	20
A20H24BLP	24250	A4	19	A24H24BLP	24450	A4	19	A242412LP	28520	A12	20
A20H2408SS6LP	83620	A4S	24	A24H24BLP3PT	27908	A4W3	19	A242416LP	28580	A12	20
				A24H2406SS6LP	83590	A4S	24	A243008LP	28220	A12	20

Catalog Number	UPC	Bulletin Number	Catalog Page	Catalog Number	UPC	Bulletin Number	Catalog Page	Catalog Number	UPC	Bulletin Number	Catalog Page
A244208WFLP	27120	A12	18	A30SA2208LPPL	40349	A25	31	A36H3008SS6LP	29130	A4S	24
A244808WFLP	27130	A12	18	A30SA2210LP	32940	A25	31	A36H3008SS6LP3PT	14338	A4SW3	23
A25P21	13023	A26P	50	A30SA2210LPPL	40359	A25	31	A36H3008SSLP	24130	A4S	24
A25P48	13028	A26P	50	A30SA2608LP	32840	A25	31	A36H3008SSLP3PT	14315	A4SW3	23
A25P48G	14974	A26P	50	A30SA2608LPPL	40369	A25	31	A36H3010SS6LP3PT	14341	A4SW3	23
A30AB2210LP	32630	A22	29	A30SA2610LP	32950	A25	31	A36H3010SS6LP	83740	A4S	24
A30AB2610LP	32640	A22	29	A30SA2610LPPL	40379	A25	31	A36H3010SSLP	24180	A4S	24
A30H20ALP	24380	A4	19	A30SA2612LP	33020	A25	31	A36H3010SSLP3PT	14316	A4SW3	23
A30H20BLP	24460	A4	19	A30SA2612LPPL	40389	A25	31	A36H3012SS6LP	29150	A4S	24
A30H2008SS6LP	83650	A4S	24	A301606LP	27910	A12	20	A36H3012SS6LP3PT	14342	A4SW3	23
A30H2008SSLP	23880	A4S	24	A302006LP	28090	A12	20	A36H3012SSLP	24220	A4S	24
A30H24ALP	24390	A4	19	A302008LP	28230	A12	20	A36H3012SSLP3PT	14317	A4SW3	23
A30H24BLP	24470	A4	19	A302010LP	28410	A12	20	A36H3016SS6LP	83830	A4S	24
A30H24BLP3PT	27912	A4W3	19	A302406LP	28100	A12	20	A36H3016SSLP	23910	A4S	24
A30H24CLP	24550	A4	19	A302408LP	28240	A12	20	A36H3612SS6LP3PT	14343	A4SW3	23
A30H24DLP	24590	A4	19	A302410LP	28420	A12	20	A36H3612SS6LP	83790	A4S	24
A30H2408SS6LP	29120	A4S	24	A302412LP	28530	A12	20	A36H3612SSLP	29070	A4S	24
A30H2408SS6LP3PT	14334	A4SW3	23	A302416LP	28590	A12	20	A36H3612SSLP3PT	14318	A4SW3	23
A30H2408SSLP	24110	A4S	24	A302420LP	28640	A12	20	A36H4212WFSSLP3PT	14525	A4SW	23
A30H2408SSLP3PT	14311	A4SW3	23	A302424LP	27840	A12	20	A36HS2508LP	20140	A19	30
A30H2410SS6LP	83720	A4S	24	A303008LP	27920	A12	20	A36HS2508SS6LP	64410	A19S	30
A30H2410SSLP	11092	A4S	24	A303012LP	27930	A12	20	A36HS2508SSLP	27540	A19S	30
A30H2412SS6LP	29140	A4S	24	A303608LP	28250	A12	20	A36HS3108LP	20150	A19	30
A30H2412SS6LP3PT	14335	A4SW3	23	A304210WFLP	27140	A12	18	A36HS3108SS6LP	64430	A19S	30
A30H2412SSLP	24210	A4S	24	A304810WFLP	27150	A12	18	A36HS3108SSLP	27550	A19S	30
A30H2412SSLP3PT	14312	A4SW3	23	A306010WFLP	27160	A12	18	A36P16	17450	PNLWM	53
A30H2416SS6LP	83820	A4S	24	A31P21	13024	A26P	50	A36P16G	15066	PNLWM	53
A30H2416SSLP	29040	A4S	24	A31P21G	14968	A26P	50	A36P24	23210	PNLWM	53
A30H30BLP	24270	A4	19	A31P48	13031	A26P	50	A36P24G	15078	PNLWM	53
A30H30BLP3PT	27913	A4W3	19	A31P48G	14975	A26P	50	A36P30	23220	PNLWM	53
A30H3008SS6LP3PT	14336	A4SW3	23	A36AB2610LP	32650	A22	29	A36P30G	26179	PNLWM	53
A30H3008SS6LP	83660	A4S	24	A36AB3210LP	32660	A22	29	A36P36	23100	PNLWM	53
A30H3008SSLP	24040	A4S	24	A36AB3212LP	32710	A22	29	A36P36G	15072	PNLWM	53
A30H3008SSLP3PT	14313	A4SW3	23	A36H24ALP	24400	A4	19	A36SA2608LP	32850	A25	31
A30H4210WFSSLP3PT	14522	A4SW	23	A36H24BLP	24480	A4	19	A36SA2608LPPL	40399	A25	31
A30H4810WFSSLP3PT	14523	A4SW	23	A36H2408SS6LP3PT	14337	A4SW3	23	A36SA2610LP	32960	A25	31
A30HS2508LP	20130	A19	30	A36H2408SS6LP	83670	A4S	24	A36SA2610LPPL	40409	A25	31
A30HS2508SS6LP	64400	A19S	30	A36H2408SSLP	24120	A4S	24	A36SA3208LP	32860	A25	31
A30HS2508SSLP	27530	A19S	30	A36H2408SSLP3PT	14314	A4SW3	23	A36SA3208LPPL	40419	A25	31
A30P16	23080	PNLWM	53	A36H2410SS6LP	83730	A4S	24	A36SA3210LP	32970	A25	31
A30P16G	15068	PNLWM	53	A36H2410SSLP	24170	A4S	24	A36SA3210LPPL	40429	A25	31
A30P20	23190	PNLWM	53	A36H30BLP	24490	A4	19	A36SA3212LP	33030	A25	31
A30P20G	15077	PNLWM	53	A36H30BLP3PT	27914	A4W3	19	A36SA3212LPPL	40439	A25	31
A30P24	23200	PNLWM	53	A36H30CLP	24560	A4	19	A36SA3216LP	33080	A25	31
A30P24G	26169	PNLWM	53	A36H30CLP3PT	27915	A4W3	19	A36SA3216LPPL	40449	A25	31
A30P30	23090	PNLWM	53	A36H30DLP	24600	A4	19	A362406LP	28110	A12	20
A30P30G	15071	PNLWM	53	A36H30DLP3PT	27916	A4W3	19	A362408LP	28260	A12	20
A30SA2208LP	32830	A25	31	A36H30FLP	24620	A4	19	A362410LP	28430	A12	20

Catalog Number	UPC	Bulletin Number	Catalog Page	Catalog Number	UPC	Bulletin Number	Catalog Page	Catalog Number	UPC	Bulletin Number	Catalog Page
A362412LP	27870	A12	20	A42P72G	14977	A26P	50	A48H3616SS6LP	29160	A4S	24
A363006LP	28120	A12	20	A42SA3208LP	32870	A25	31	A48H3616SS6LP3PT	14347	A4SW3	23
A363008LP	28270	A12	20	A42SA3208LPPL	40459	A25	31	A48H3616SSLP	23920	A4S	24
A363010LP	28440	A12	20	A42SA3210LP	32980	A25	31	A48H3616SSLP3PT	14324	A4SW3	23
A363012LP	28540	A12	20	A42SA3210LPPL	40469	A25	31	A48H4812WFSSLP3PT	14533	A4SW	23
A363016LP	28600	A12	20	A42SA3212LP	33040	A25	31	A48HS3712LP	20180	A19	30
A363020LP	28680	A12	20	A42SA3212LPPL	40479	A25	31	A48HS3712SS6LP	76640	A19S	30
A363608LP	27940	A12	20	A42SA3216LPPL	40489	A25	31	A48HS3712SSLP	27580	A19S	30
A363612LP	27950	A12	20	A42SA3808LP	32880	A25	31	A48P24	23260	PNLWM	53
A364212WFLP	27190	A12	18	A42SA3808LPPL	40499	A25	31	A48P24G	15084	PNLWM	53
A364812WFLP	27170	A12	18	A42SA3810LP	32990	A25	31	A48P30	23270	PNLWM	53
A366012WFLP	27180	A12	18	A42SA3810LPPL	40509	A25	31	A48P30G	16323	PNLWM	53
A37P21	13025	A26P	50	A42SA3812LP	33050	A25	31	A48P36	23280	PNLWM	53
A37P21G	14971	A26P	50	A42SA3812LPPL	40519	A25	31	A48P42	26470	PNLWM	53
A37P48	13032	A26P	50	A42SA3816LPPL	40529	A25	31	A48P42G	15087	PNLWM	53
A37P48G	14976	A26P	50	A422408LP	28280	A12	20	A48P48	26480	PNLWM	53
A40P24G	15088	PNLWM	53	A423008LP	28290	A12	20	A48P48G	15034	PNLWM	53
A40P30	11800	PNLWM	53	A423010LP	28450	A12	20	A48SA2610LPPL	40539	A25	31
A40P30G	26189	PNLWM	53	A423012LP	27960	A12	20	A48SA3808LP	32890	A25	31
A42AB3210LP	32670	A22	29	A423608LP	28300	A12	20	A48SA3808LPPL	40549	A25	31
A42AB3212LP	32720	A22	29	A423610LP	28460	A12	20	A48SA3810LP	33000	A25	31
A42AB3810LP	32680	A22	29	A423612LP	27970	A12	20	A48SA3810LPPL	40559	A25	31
A42AB3812LP	32730	A22	29	A423616LP	27980	A12	20	A48SA3812LP	33060	A25	31
A42H30BLP	24500	A4	19	A424212WFLP	27630	A12	18	A48SA3812LPPL	40569	A25	31
A42H3010SS6LP	83750	A4S	24	A424812WFLP	27640	A12	18	A48SA3816LP	33090	A25	31
A42H3010SSLP	24190	A4S	24	A426012WFALP	27210	A12	18	A48SA3816LPPL	40579	A25	31
A42H3010SSLP3PT	16713	A4SW3	23	A48AB3810LP	32690	A22	29	A482408LP	28310	A12	20
A42H36BLP	24510	A4	19	A48AB3812LP	32740	A22	29	A483008LP	28320	A12	20
A42H3608SS6LP	83680	A4S	24	A48AB3816LP	32780	A22	29	A483010LP	28470	A12	20
A42H3608SSLP	23890	A4S	24	A48H30CLP	24680	A4	19	A483608LP	28330	A12	20
A42H3612SSLP3PT	16714	A4SW3	23	A48H36BLP	24520	A4	19	A483610LP	28480	A12	20
A42HS3112LP	20160	A19	30	A48H36CLP	24570	A4	19	A483612LP	28550	A12	20
A42HS3112SS6LP	64940	A19S	30	A48H36DLP	24610	A4	19	A483616LP	28610	A12	20
A42HS3112SSLP	27560	A19S	30	A48H36DLP3PT	27917	A4W3	19	A483620LP	28690	A12	20
A42HS3712LP	20170	A19	30	A48H36FLP	24690	A4	19	A54P33	13027	A26P	50
A42HS3712SS6LP	76630	A19S	30	A48H36FLP3PT	27918	A4W3	19	A54P33G	14973	A26P	50
A42HS3712SSLP	27570	A19S	30	A48H3608SS6LP3PT	14344	A4SW3	23	A54P42	26260	PNLFS	53
A42P24	23230	PNLWM	53	A48H3608SS6LP	83690	A4S	24	A54P42G	15027	PNLFS	53
A42P24G	15081	PNLWM	53	A48H3608SSLP	24140	A4S	24	A54P72	13034	A26P	50
A42P30	23240	PNLWM	53	A48H3608SSLP3PT	14321	A4SW3	23	A54P72G	14978	A26P	50
A42P30G	15082	PNLWM	53	A48H3610SS6LP3PT	14345	A4SW3	23	A544208LP	26490	A12L	42
A42P33	13026	A26P	50	A48H3610SS6LP	83760	A4S	24	A544208LPG	38309	A12L	42
A42P33G	14972	A26P	50	A48H3610SSLP	11093	A4S	24	A60AB3810LP	32700	A22	29
A42P36	23250	PNLWM	53	A48H3610SSLP3PT	14322	A4SW3	23	A60AB3812LP	32750	A22	29
A42P36G	15083	PNLWM	53	A48H3612SS6LP3PT	14346	A4SW3	23	A60AB3816LP	32790	A22	29
A42P42	26460	PNLWM	53	A48H3612SS6LP	83800	A4S	24	A60BFP42	26240	PNLWM	53
A42P42G	15086	PNLWM	53	A48H3612SSLP	23900	A4S	24	A60BFP42G	15026	PNLFS	53
A42P72	13033	A26P	50	A48H3612SSLP3PT	14323	A4SW3	23	A60CPX4812LPFTC	20659	A21	37

Catalog Number	UPC	Bulletin Number	Catalog Page	Catalog Number	UPC	Bulletin Number	Catalog Page	Catalog Number	UPC	Bulletin Number	Catalog Page
A60CPX4812LPFTCG	25653	A21	37	A60P48G	15028	PNLFS	53	A604816LPG	38349	A12L	42
A60CPX4812SSLPN4	11108	A21S4	36	A60P60	26280	PNLFS	53	A604818FSD	27600	A30	41
A60CPX6012LPFTCG	20669	A21	37	A60P60G	15031	PNLFS	53	A604818FSDG	38729	A30	41
A60CPX6012LPFTCG	25654	A21	37	A60SA3808LP	32900	A25	31	A604818SSFSDN4	11168	A30S4	43
A60CPX6012SSLPN4	11111	A21S4	36	A60SA3808LPPL	40589	A25	31	A604820LP	26570	A12L	42
A60H36BLP	24530	A4	19	A60SA3810LP	33010	A25	31	A604820LPG	38359	A12L	42
A60H36CLP	24580	A4	19	A60SA3810LPPL	40599	A25	31	A604824LP	26590	A12L	42
A60H36DLP3PT	27922	A4W3	19	A60SA3812A24LP	33670	A25	31	A604824LPG	38369	A12L	42
A60H36FLP	24700	A4	19	A60SA3812LP	33070	A25	31	A606010LP	26520	A12L	42
A60H36FLP3PT	27923	A4W3	19	A60SA3812LPPL	40609	A25	31	A606010LPG	38379	A12L	42
A60H36GLP3PT	27924	A4W3	19	A60SA3816LP	33100	A25	31	A606012LP	26710	A12L	42
A60H36JLP3PT	28207	A4W3	19	A60SA3816LPPL	40619	A25	31	A606012LPG	38389	A12L	42
A60H3612SS6LP3PT	14348	A4SW3	23	A60SMP14	74440	PNL30	52	A606016LP	26430	A12L	42
A60H3612SS6LP	83810	A4S	24	A60SMP14G	15402	PNL30	52	A606016LPG	38399	A12L	42
A60H3612SSLP	24230	A4S	24	A60X4912LPFTCG	20569	A21	37	A606024LP	26330	A12L	42
A60H3612SSLP3PT	14325	A4SW3	23	A60X4912LPFTCG	25655	A21	37	A606024LPG	38409	A12L	42
A60H3616SS6LP3PT	14351	A4SW3	23	A60X4912SSLPN4	11097	A21S4	36	A62H4810LP3PT	15444	A4L3	40
A60H3616SS6LP	83780	A4S	24	A60X4918LPFTCG	20609	A21	37	A62H4812SS6LP3PT	14287	A4S3	45
A60H3616SSLP	11094	A4S	24	A60X4918LPFTCG	25656	A21	37	A62H4812SS6LP	79740	A4SL	45
A60H3616SSLP3PT	14326	A4SW3	23	A60X4918SSLPN4	11103	A21S4	36	A62H4812SSLP3PT	14281	A4S3	45
A60H4812SSLPQT	13715	A4S2	44	A60X4924LPFTCG	91310	A21	37	A62H4812SSLP	60600	A4SL	45
A60H4818SSLPQT	13716	A4S2	44	A60X4924LPFTCG	25657	A21	37	A62H4818LP3PT	23832	A4L3	40
A60H6012SSLPQT	13717	A4S2	44	A60X6112LPFTCG	20579	A21	37	A62H4818SS6LP3PT	14291	A4S3	45
A60H6018SSLPQT	13718	A4S2	44	A60X6112LPFTCG	25658	A21	37	A62H4818SSLP3PT	14282	A4S3	45
A60HS3712LP	20190	A19	30	A60X6112SSLPN4	11098	A21S4	36	A62H6012LP3PT	15445	A4L3	40
A60HS3712SS6LP	76940	A19S	30	A60X6118LPFTCG	20619	A21	37	A62H6012SS6LP3PT	14288	A4S3	45
A60HS3712SSLP	27590	A19S	30	A60X6118LPFTCG	25661	A21	37	A62H6012SS6LP	79750	A4SL	45
A60HX4912SSLPQT	14541	A4S2	33	A60X6118SSLPN4	11104	A21S4	36	A62H6012SSLP3PT	14283	A4S3	45
A60HX4918SSLPQT	14545	A4S2	33	A60X6124LPFTCG	91330	A21	37	A62H6012SSLP	60610	A4SL	45
A60HX6112SSLPQT	14542	A4S2	33	A60X6124LPFTCG	25662	A21	37	A62H6018LP3PT	23833	A4L3	40
A60HX6118SSLPQT	14546	A4S2	33	A602418FS	25010	A30	41	A62H6018SS6LP3PT	26217	A4S3	45
A60P24	73390	PNLWM	53	A602418FSG	38509	A30	41	A62H6018SSLP3PT	26216	A4S3	45
A60P24F1	21260	PNL30	51	A602418SSFSN4	11142	A30S4	43	A72CPX7212LPFTCG	20679	A21	37
A60P24F1G	14994	PNL30	51	A603608LP	28340	A12	20	A72CPX7212LPFTCG	25663	A21	37
A60P24F2	21270	PNL30	51	A603610LP	28490	A12	20	A72CPX7212SSLPN4	11112	A21S4	36
A60P24F2G	14995	PNL30	51	A603612LP	28560	A12	20	A72CPX7218LPFTCG	20689	A21	37
A60P24G	15091	PNLWM	53	A603616LP	28620	A12	20	A72CPX7218LPFTCG	25664	A21	37
A60P30	23120	PNLWM	53	A603620LP	28700	A12	20	A72CPX7218SSLPN4	11113	A21S4	36
A60P30G	15074	PNLWM	53	A603624FS	25020	A30	41	A72H2518FS3PT	15452	A4L3	40
A60P36	23290	PNLWM	53	A603624FSG	38519	A30	41	A72H2518SS6FS	79790	A4SL	44
A60P36F1	21280	PNL30	51	A603624SSFSN4	11148	A30S4	43	A72H2518SSFS	84700	A4SL	44
A60P36F1G	14996	PNL30	51	A604808LP	26500	A12L	42	A72H3124FS3PT	15453	A4L3	40
A60P36F2	21290	PNL30	51	A604808LPG	38319	A12L	42	A72H3124SS6FS	79800	A4SL	44
A60P36F2G	14997	PNL30	51	A604810LP	26510	A12L	42	A72H3124SSFS	87710	A4SL	44
A60P36G	26209	PNLWM	53	A604810LPG	38329	A12L	42	A72H36DLP3PT	27925	A4W3	19
A60P48	26270	PNLFS	53	A604812LP	26700	A12L	42	A72H36FLP3PT	27926	A4W3	19
A60P48F1	27610	PNL30	51	A604812LPG	38339	A12L	42	A72H36GLP3PT	27927	A4W3	19
A60P48F1G	15022	PNL30	51	A604816LP	26550	A12L	42	A72H36JLP3PT	28208	A4W3	19

Catalog Number	UPC	Bulletin Number	Catalog Page	Catalog Number	UPC	Bulletin Number	Catalog Page	Catalog Number	UPC	Bulletin Number	Catalog Page
A72H3724FS3PT	15454	A4L3	40	A72PM28	33900	PNLFS	52	A72XM5418FTCLPG	25693	A28M2	34
A72H3724SS6FS	79810	A4SL	44	A72PM28G	15037	PNLFS	52	A72XM5418SSN4	11124	A28S4	36
A72H3724SSFS	84720	A4SL	44	A72PM34	33910	PNLFS	52	A72XM6618FTC	20779	A28M2	34
A72H6012SSLPQT	13473	A4S2	44	A72PM34G	15038	PNLFS	52	A72XM6618FTCG	25694	A28M2	34
A72H6018SSLPQT	13721	A4S2	44	A72PM40	33920	PNLFS	52	A72XM6618FTCLP	13595	A28M2	34
A72H7212SSLPQT	13722	A4S2	44	A72PM40G	15041	PNLFS	52	A72XM6618FTCLPG	25695	A28M2	34
A72H7218SSLPQT	13723	A4S2	44	A72PM54	33950	PNLFS	52	A72XM6618SSN4	11125	A28S4	36
A72H7224SSLPQT	13724	A4S2	44	A72PM54G	15044	PNLFS	52	A72XM7818FTC	20789	A28M2	34
A72HS2418SSLPQT	19165	A4S2	43	A72PM66	33960	PNLFS	52	A72XM7818FTCG	25696	A28M2	34
A72HS3024SSLPQT	19166	A4S2	43	A72PM66G	15045	PNLFS	52	A72XM7818FTCLP	13596	A28M2	34
A72HS3624SSLPQT	19167	A4S2	43	A72PM78	33970	PNLFS	52	A72XM7818FTCLPG	25697	A28M2	34
A72HX6112SSLPQT	14543	A4S2	33	A72PM78G	15046	PNLFS	52	A72XM7824FTC	20799	A28M2	34
A72HX6118SSLPQT	14547	A4S2	33	A72SMP14	23490	PNL30	52	A72XM7824FTCG	25698	A28M2	34
A72HX7312SSLPQT	14544	A4S2	33	A72SMP14G	15426	PNL30	52	A72XM7824FTCLP	13602	A28M2	34
A72HX7318SSLPQT	14548	A4S2	33	A72SMP20	23500	PNL30	52	A72XM7824FTCLPG	25701	A28M2	34
A72HXS2718SSLPQT	19168	A4S2	33	A72SMP20G	15427	PNL30	52	A722418FS	25500	A30	41
A72HXS3224SSLPQT	19171	A4S2	33	A72X6112LPFTC	20589	A21	37	A722418FSG	38529	A30	41
A72HXS3924SSLPQT	19172	A4S2	33	A72X6112LPFTCG	25665	A21	37	A722418SSFSN4	11143	A30S4	43
A72P24F1	23320	PNL30	51	A72X6112SSLPN4	11101	A21S4	36	A722424FS	25510	A30	41
A72P24F1G	14998	PNL30	51	A72X6118LPFTC	20629	A21	37	A722424FSDA	25390	A30	41
A72P24F2	23330	PNL30	51	A72X6118LPFTCG	25666	A21	37	A722424FSDAG	38649	A30	41
A72P24F2G	15001	PNL30	51	A72X6118SSLPN4	11105	A21S4	36	A722424FSG	38539	A30	41
A72P30F1	23340	PNL30	51	A72X7312LPFTC	20599	A21	37	A722424SSFSN4	11158	A30S4	43
A72P30F1G	15002	PNL30	51	A72X7312LPFTCG	25667	A21	37	A722424SSFSN4	11151	A30S4	43
A72P30F2	23350	PNL30	51	A72X7312SSLPN4	11102	A21S4	36	A722430FSDA	25060	A30	41
A72P30F2G	15003	PNL30	51	A72X7318LPFTC	20639	A21	37	A722430FSDAG	38659	A30	41
A72P36	22940	PNLWM	53	A72X7318LPFTCG	25668	A21	37	A722430SSFSN4	11164	A30S4	43
A72P36F1	23360	PNL30	51	A72X7318SSLPN4	11106	A21S4	36	A722436FSDA	25090	A30	41
A72P36F1G	15004	PNL30	51	A72X7324LPFTC	20649	A21	37	A722436FSDAG	38669	A30	41
A72P36F2	23370	PNL30	51	A72X7324LPFTCG	25671	A21	37	A722436SSFSN4	11165	A30S4	43
A72P36F2G	15005	PNL30	51	A72XM2818FTC	20709	A28M1	34	A723018FS	25520	A30	41
A72P36G	15025	PNLFS	53	A72XM2818FTCG	25672	A28M1	34	A723018FSG	38549	A30	41
A72P48F1	27020	PNL30	51	A72XM2818FTCLP	13584	A28M1	34	A723018SSFSN4	11144	A30S4	43
A72P48F1G	15012	PNL30	51	A72XM2818FTCLPG	25673	A28M1	34	A723024FS	25530	A30	41
A72P48F2	27030	PNL30	51	A72XM2818SSN4	11114	A28S4	36	A723024FSDA	25400	A30	41
A72P48F2G	15013	PNL30	51	A72XM3418FTC	20719	A28M1	34	A723024FSDAG	38679	A30	41
A72P60	26290	PNLFS	53	A72XM3418FTCG	25674	A28M1	34	A723024FSG	38559	A30	41
A72P60F1	27040	PNL30	51	A72XM3418FTCLP	13585	A28M1	34	A723024SSFSN4	11161	A30S4	43
A72P60F1G	15014	PNL30	51	A72XM3418FTCLPG	25675	A28M1	34	A723024SSFSN4	11152	A30S4	43
A72P60F2	27050	PNL30	51	A72XM3418SSN4	11115	A28S4	36	A723618FS	25540	A30	41
A72P60F2G	15015	PNL30	51	A72XM4018FTC	20729	A28M1	34	A723618FSG	38569	A30	41
A72P60G	15032	PNLFS	53	A72XM4018FTCG	25676	A28M1	34	A723618SSFSN4	11145	A30S4	43
A72P72	26300	PNLFS	53	A72XM4018FTCLP	13586	A28M1	34	A723624FS	25550	A30	41
A72P72F1	27060	PNL30	51	A72XM4018FTCLPG	25677	A28M1	34	A723624FSDA	25410	A30	41
A72P72F1G	15016	PNL30	51	A72XM4018SSN4	11116	A28S4	36	A723624FSDAG	38689	A30	41
A72P72F2	27070	PNL30	51	A72XM5418FTC	20769	A28M2	34	A723624FSG	38579	A30	41
A72P72F2G	15017	PNL30	51	A72XM5418FTCG	25692	A28M2	34	A723624SSFSN4	11162	A30S4	43
A72P72G	15033	PNLFS	53	A72XM5418FTCLP	13594	A28M2	34	A723624SSFSN4	11153	A30S4	43

Catalog Number	UPC	Bulletin Number	Catalog Page	Catalog Number	UPC	Bulletin Number	Catalog Page	Catalog Number	UPC	Bulletin Number	Catalog Page
A723630FS	25040	A30	41	A727218FSD	26950	A30	41	A84XM7818FTCLP	13597	A28M2	34
A723630FSG	38589	A30	41	A727218FSDG	38789	A30	41	A84XM7818FTCLPG	25703	A28M2	34
A723630SSFSN4	11155	A30S4	43	A727218SSFSDN4	11173	A30S4	43	A84XM7824FTC	91390	A28M2	34
A723636FS	25050	A30	41	A727220ULP	27730	A12L	42	A84XM7824FTCG	25704	A28M2	34
A723636FSDA	25070	A30	41	A727220ULPG	38499	A12L	42	A84XM7824FTCLP	13603	A28M2	34
A723636FSDAG	38699	A30	41	A727224FSD	26960	A30	41	A84XM7824FTCLPG	25705	A28M2	34
A723636FSG	38599	A30	41	A727224FSDAD	27000	A30	41	A86PM37	29980	PNLFS	52
A723636SSFSDAN4	11166	A30S4	43	A727224FSDADG	38879	A30	41	A86PM37G	15035	PNLFS	52
A723636SSFSN4	11156	A30S4	43	A727224FSDG	38799	A30	41	A86PM75	29990	PNLFS	52
A724818FSD	26910	A30	41	A727224SSFSDN4	11178	A30S4	43	A90P24F1	23480	PNL30	51
A724818FSDG	38739	A30	41	A727224ULP	27750	A12L	42	A90P24F1G	15008	PNL30	51
A724818SSFSDN4	11171	A30S4	43	A727224ULPG	38899	A12L	42	A90P24F2	23510	PNL30	51
A724824FSD	26920	A30	41	A74H6012LP3PT	15447	A4L3	40	A90P24F2G	15011	PNL30	51
A724824FSDAD	26980	A30	41	A74H6012SS6LP3PT	14292	A4S3	45	A90P36F1	23380	PNL30	51
A724824FSDADG	38849	A30	41	A74H6012SS6LP	79760	A4SL	45	A90P36F1G	15006	PNL30	51
A724824FSDG	38749	A30	41	A74H6012SSLP3PT	14284	A4S3	45	A90P36F2	23390	PNL30	51
A724824SSFSDADN4	11184	A30S4	43	A74H6012SSLP	84290	A4SL	45	A90P36F2G	15007	PNL30	51
A724824SSFSDN4	11176	A30S4	43	A74H6018LP3PT	23834	A4L3	40	A90P48F1	27810	PNL30	51
A726010ULP	27660	A12L	42	A74H6018SS6LP3PT	26221	A4S3	45	A90P48F1G	15023	PNL30	51
A726010ULPG	38419	A12L	42	A74H6018SSLP3PT	26218	A4S3	45	A90P48F2	27820	PNL30	51
A726012ULP	27680	A12L	42	A74H7212LP3PT	15448	A4L3	40	A90P48F2G	15024	PNL30	51
A726012ULPG	38429	A12L	42	A74H7212SS6LP3PT	14293	A4S3	45	A90P72F1	27080	PNL30	51
A726016ULP	27700	A12L	42	A74H7212SS6LP	79770	A4SL	45	A90P72F1G	15018	PNL30	51
A726016ULPG	38439	A12L	42	A74H7212SSLP3PT	14285	A4S3	45	A90P72F2	27090	PNL30	51
A726018FSD	26930	A30	41	A74H7212SSLP	60620	A4SL	45	A90P72F2G	15021	PNL30	51
A726018FSDG	38759	A30	41	A74H7218LP3PT	23831	A4L3	40	A90PM40	33940	PNLFS	52
A726018SSFSDN4	11172	A30S4	43	A74H7218SS6LP3PT	26223	A4S3	45	A90PM40G	15043	PNLFS	52
A726020ULP	27720	A12L	42	A74H7218SSLP3PT	26222	A4S3	45	A90PM78	33990	PNLFS	52
A726020ULPG	38449	A12L	42	A74H7224LP3PT	15451	A4L3	40	A90SMP14	74430	PNL30	52
A726024FSD	26940	A30	41	A74H7224SS6LP3PT	14278	A4S3	45	A90SMP14G	15401	PNL30	52
A726024FSDAD	26990	A30	41	A74H7224SS6LP	79780	A4SL	45	A90SMP20	23520	PNL30	52
A726024FSDADG	38859	A30	41	A74H7224SSLP3PT	14286	A4S3	45	A90SMP20G	15428	PNL30	52
A726024FSDG	38769	A30	41	A74H7224SSLP	84300	A4SL	45	A90XM4018FTC	91440	A28M1	34
A726024SSFSDADN4	11185	A30S4	43	A84PM40	33930	PNLFS	52	A90XM4018FTCG	25684	A28M1	34
A726024SSFSDN4	11177	A30S4	43	A84PM40G	15042	PNLFS	52	A90XM4018FTCLP	13588	A28M1	34
A726024ULP	27740	A12L	42	A84PM78	33980	PNLFS	52	A90XM4018FTCLPG	25685	A28M1	34
A726024ULPG	38459	A12L	42	A84XM4018FTC	20739	A28M1	34	A90XM4020FTC	20749	A28M1	34
A726036FSD	25260	A30	41	A84XM4018FTCG	25678	A28M1	34	A90XM4020FTCG	25686	A28M1	34
A726036FSDAD	25280	A30	41	A84XM4018FTCLP	13587	A28M1	34	A90XM4020FTCLP	13591	A28M1	34
A726036FSDADG	38869	A30	41	A84XM4018FTCLPG	25681	A28M1	34	A90XM4020FTCLPG	25687	A28M1	34
A726036FSDG	38779	A30	41	A84XM4018SSN4	11117	A28S4	36	A90XM4024FTC	20759	A28M1	34
A726036SSFSDN4	11182	A30S4	43	A84XM4024FTC	91380	A28M1	34	A90XM4024FTCG	25688	A28M1	34
A727210ULP	27670	A12L	42	A84XM4024FTCG	25682	A28M1	34	A90XM4024FTCLP	13593	A28M1	34
A727210ULPG	38469	A12L	42	A84XM4024FTCLP	13592	A28M1	34	A90XM4024FTCLPG	25691	A28M1	34
A727212ULP	27690	A12L	42	A84XM4024FTCLPG	25683	A28M1	34	A90XM7818FTC	91450	A28M2	34
A727212ULPG	38479	A12L	42	A84XM4024SSN4	11122	A28S4	36	A90XM7818FTCG	25706	A28M2	34
A727216ULP	27710	A12L	42	A84XM7818FTC	20809	A28M2	34	A90XM7818FTCLP	13598	A28M2	34
A727216ULPG	38489	A12L	42	A84XM7818FTCG	25702	A28M2	34	A90XM7818FTCLPG	25707	A28M2	34

Catalog Number	UPC	Bulletin Number	Catalog Page	Catalog Number	UPC	Bulletin Number	Catalog Page	Catalog Number	UPC	Bulletin Number	Catalog Page
A90XM7820FTC	20819	A28M2	34	AMOD84X7824FTCLP	13631	A34	35	CDSC423812	78300	CWD	28
A90XM7820FTCG	25708	A28M2	34	AMOD843918FTC	20969	A34	35	CDSC423812LG	16639	CWD	28
A90XM7820FTCLP	13601	A28M2	34	AMOD843918FTCLP	13633	A34	35	CDSC423812SS6R	14824	CWSD	29
A90XM7820FTCLPG	25711	A28M2	34	AMOD843924FTC	20979	A34	35	CDSC423812SSR	14817	CWSD	29
A90XM7824FTC	20829	A28M2	34	AMOD843924FTCLP	13634	A34	35	CDSC423816	29552	CWD	28
A90XM7824FTCG	25712	A28M2	34	AMOD847718FTC	20999	A34	35	CDSC423816LG	29557	CWD	28
A90XM7824FTCLP	13604	A28M2	34	AMOD847718FTCLP	13636	A34	35	CDSC423816SSR	34607	CWSD	29
A90XM7824FTCLPG	25713	A28M2	34	AMOD847724FTC	21009	A34	35	CDSC483810SS6R	34608	CWSD	29
A902420FS	25330	A30	41	AMOD847724FTCLP	13637	A34	35	CDSC483810SSR	34611	CWSD	29
A902420FSG	38609	A30	41	CDSC20228	77960	CWD	28	CDSC483812	78310	CWD	28
A903620FS	25310	A30	41	CDSC20228LG	16569	CWD	28	CDSC483812LG	16649	CWD	28
A903620FSG	38619	A30	41	CDSC20228SS	12753	CWSD	28	CDSC483812SS6R	14825	CWSD	29
A903620SSFSN4	11147	A30S4	43	CDSC24228	77970	CWD	28	CDSC483812SSR	14818	CWSD	29
A903624FS	25560	A30	41	CDSC24228LG	16579	CWD	28	CDSC483816	29553	CWD	28
A903624FSDA	25420	A30	41	CDSC24228SS	12754	CWSD	28	CDSC483816LG	29558	CWD	28
A903624FSDAG	38709	A30	41	CDSC24228SS6	12763	CWSD	28	CDSC483816SS6R	34612	CWSD	29
A903624FSG	38629	A30	41	CDSC242610SS	34628	CWSD	28	CDSC483816SSR	34613	CWSD	29
A903624SSFSN4	11154	A30S4	43	CDSC242610SS6	34631	CWSD	28	CDSC603812	78320	CWD	28
A903636FS	25240	A30	41	CDSC24268	77980	CWD	28	CDSC603812LG	16659	CWD	28
A903636FSDA	25250	A30	41	CDSC24268LG	16589	CWD	28	CDSC603812SS6R	14826	CWSD	29
A903636FSDAG	38719	A30	41	CDSC24268SS	12755	CWSD	28	CDSC603812SSR	14821	CWSD	29
A903636FSG	38639	A30	41	CDSC24268SS6	12764	CWSD	28	CDSC603816	29554	CWD	28
A904820FSD	27800	A30	41	CDSC302610SS	34633	CWSD	28	CDSC603816LG	29561	CWD	28
A904820FSDG	38809	A30	41	CDSC302610SS6	34632	CWSD	28	CDSC603816SS6R	34614	CWSD	29
A904820SSFSDN4	11174	A30S4	43	CDSC30268	77990	CWD	28	CDSC603816SSR	34464	CWSD	29
A907220FSD	25320	A30	41	CDSC30268LG	16599	CWD	28	CFM12126	79470	CW1	17
A907220FSDG	38819	A30	41	CDSC30268SS	12756	CWSD	28	CFM12126LG	16449	CW1	17
A907224FSD	26970	A30	41	CDSC36268	78000	CWD	28	CFM16126	79480	CW1	17
A907224FSDAD	27010	A30	41	CDSC36268LG	16609	CWD	28	CFM16126LG	16459	CW1	17
A907224FSDADG	38889	A30	41	CDSC36268SS	12757	CWSD	28	CFM20166	79490	CW1	17
A907224FSDG	38829	A30	41	CDSC36268SS6	12766	CWSD	28	CFM20166LG	16469	CW1	17
A907236FSD	25270	A30	41	CDSC363210SS6R	34615	CWSD	29	CFM20206	79500	CW1	17
A907236FSDG	38839	A30	41	CDSC363210SSR	34616	CWSD	29	CFM20206LG	16479	CW1	17
AMOD72X4018FTC	20899	A34	35	CDSC363212SSR	34601	CWSD	29	CFM24208	79510	CW1	17
AMOD72X4018FTCLP	13624	A34	35	CDSC363216	29548	CWD	28	CFM24208LG	16489	CW1	17
AMOD72X7818FTC	20929	A34	35	CDSC363216LG	29555	CWD	28	CFM24248	79520	CW1	17
AMOD72X7818FTCLP	13627	A34	35	CDSC36328	78010	CWD	28	CFM24248LG	16499	CW1	17
AMOD723918FTC	20959	A34	35	CDSC36328LG	16619	CWD	28	CFM30248	79530	CW1	17
AMOD723918FTCLP	13632	A34	35	CDSC36328SS6R	14822	CWSD	29	CFM30248LG	16509	CW1	17
AMOD72718FTC	20989	A34	35	CDSC36328SSR	14815	CWSD	29	CP1210	29664	CWP	50
AMOD72718FTCLP	13635	A34	35	CDSC423210SSR	34603	CWSD	29	CP1210G	29665	CWP	50
AMOD84X4018FTC	20909	A34	35	CDSC423212	78290	CWD	28	CP2012	15634	CWP	50
AMOD84X4018FTCLP	13625	A34	35	CDSC423212LG	16629	CWD	28	CP2012G	15635	CWP	50
AMOD84X4024FTC	20919	A34	35	CDSC423212SSR	14816	CWSD	29	CP2014	15633	CWP	50
AMOD84X4024FTCLP	13626	A34	35	CDSC423216	29551	CWD	28	CP2020G	15051	CWP	50
AMOD84X7818FTC	20939	A34	35	CDSC423216LG	29556	CWD	28	CP2412	29666	CWP	50
AMOD84X7818FTCLP	13628	A34	35	CDSC423216SS6R	34604	CWSD	29	CP2412G	29667	CWP	50
AMOD84X7824FTC	20949	A34	35	CDSC423216SSR	34605	CWSD	29	CP2416G	15052	CWP	50



Catalog Number	UPC	Bulletin Number	Catalog Page	Catalog Number	UPC	Bulletin Number	Catalog Page	Catalog Number	UPC	Bulletin Number	Catalog Page
CP2420	78570	CWP	50	CSD12126SS6	49990	CWS	21	CSD162010LG	37599	CW1	15
CP2424	78580	CWP	50	CSD12126SS	78330	CWS	21	CSD162010SS	12857	CWS	21
CP2442	78590	CWP	50	CSD12126ST	14451	CW2	18	CSD162010SS6	12891	CWS	21
CP2442G	15053	CWP	50	CSD12126W	77770	CW1	16	CSD16206	77320	CW1	14
CP3012	29668	CWP	50	CSD12126WLG	16259	CW1	16	CSD16206LG	15859	CW1	14
CP3012G	29671	CWP	50	CSD12126WSS	11660	CWS	22	CSD16208	77400	CW1	14
CP3016	29672	CWP	50	CSD12128W	29542	CW1	16	CSD16208LG	15939	CW1	14
CP3016G	29673	CWP	50	CSD12128WLG	29546	CW1	16	CSD16208SS6	51780	CWS	21
CP3020	78600	CWP	50	CSD12246	29391	CW1	14	CSD16208SS	78380	CWS	21
CP3020G	15054	CWP	50	CSD12246LG	29453	CW1	14	CSD20126	29393	CW1	14
CP3024	78610	CWP	50	CSD12246SS	34457	CWS	21	CSD20126LG	29455	CW1	14
CP3030	78620	CWP	50	CSD12246SS6	34557	CWS	21	CSD20128	29394	CW1	14
CP3030G	15055	CWP	50	CSD12248	29392	CW1	14	CSD20128LG	29456	CW1	14
CP3048	78630	CWP	50	CSD12248LG	29454	CW1	14	CSD201610	37449	CW1	15
CP3048G	15056	CWP	50	CSD161210	37419	CW1	15	CSD201610LG	37609	CW1	15
CP3060	78640	CWP	50	CSD161210LG	37579	CW1	15	CSD201610SS	12858	CWS	21
CP3060G	15057	CWP	50	CSD161210SS	12855	CWS	21	CSD201610SS6	12892	CWS	21
CP3624	78650	CWP	50	CSD161210SS6	12887	CWS	21	CSD201610W	37749	CW1	16
CP3630	78660	CWP	50	CSD161210W	37739	CW1	16	CSD201610WLG	37809	CW1	16
CP3636	78670	CWP	50	CSD161210WLG	37799	CW1	16	CSD201610WSS	12882	CWS	22
CP3636G	15058	CWP	50	CSD161210WSS	12881	CWS	22	CSD201612	29395	CW1	15
CP4230	78680	CWP	50	CSD16126	77300	CW1	14	CSD201612LG	29457	CW1	15
CP4230G	15061	CWP	50	CSD16126LG	15839	CW1	14	CSD20166	77330	CW1	14
CP4236	78690	CWP	50	CSD16126SS6	50000	CWS	21	CSD20166LG	15869	CW1	14
CP4236G	15062	CWP	50	CSD16126SS	78340	CWS	21	CSD20166SS6	51640	CWS	21
CP4242	29674	CWP	50	CSD16126W	77780	CW1	16	CSD20166SS	78360	CWS	21
CP4242G	29675	CWP	50	CSD16126WLG	16269	CW1	16	CSD20166W	77790	CW1	16
CP4260	29676	CWP	50	CSD16126WSS	11670	CWS	22	CSD20166WLG	16279	CW1	16
CP4260G	29677	CWP	50	CSD16128	77380	CW1	14	CSD20166WSS	11680	CWS	22
CP4824	78700	CWP	50	CSD16128LG	15919	CW1	14	CSD20168	77410	CW1	14
CP4824G	15063	CWP	50	CSD16128SS	41370	CWS	21	CSD20168LG	15949	CW1	14
CP4836	78710	CWP	50	CSD16128SS6	50370	CWS	21	CSD20168SS6	51790	CWS	21
CP4836G	15064	CWP	50	CSD16128W	77830	CW1	16	CSD20168SS	78390	CWS	21
CP4848	29678	CWP	50	CSD16128WLG	16319	CW1	16	CSD20168ST	14456	CW2	18
CP4848G	29681	CWP	50	CSD161610	37429	CW1	15	CSD20168W	77840	CW1	16
CP6036	78720	CWP	50	CSD161610LG	37589	CW1	15	CSD20168WLG	16329	CW1	16
CP6036G	15065	CWP	50	CSD161610SS	12856	CWS	21	CSD20168WSS	11700	CWS	22
CP7230	35271	CWP	50	CSD161610SS6	12888	CWS	21	CSD202010	37459	CW1	15
CP7230G	35272	CWP	50	CSD16166	77310	CW1	14	CSD202010LG	37619	CW1	15
CP7236	15253	CWY	50	CSD16166LG	15849	CW1	14	CSD202010SS	12861	CWS	21
CSD12106	29388	CW1	14	CSD16166SS6	51510	CWS	21	CSD202010SS6	12893	CWS	21
CSD12106LG	29452	CW1	14	CSD16166SS	78350	CWS	21	CSD202010W	37759	CW1	16
CSD12106W	29538	CW1	16	CSD16168	77390	CW1	14	CSD202010WLG	37819	CW1	16
CSD12106WLG	29544	CW1	16	CSD16168LG	15929	CW1	14	CSD202010WSS	12883	CWS	22
CSD12108W	29541	CW1	16	CSD16168SS	48530	CWS	21	CSD202012	77540	CW1	15
CSD12108WLG	29545	CW1	16	CSD16168SS6	51630	CWS	21	CSD202012LG	16079	CW1	15
CSD12126	77290	CW1	14	CSD16168ST	14455	CW2	18	CSD202012SS	48550	CWS	21
CSD12126LG	15829	CW1	14	CSD162010	37439	CW1	15	CSD202012SS6	61970	CWS	21

Catalog Number	UPC	Bulletin Number	Catalog Page	Catalog Number	UPC	Bulletin Number	Catalog Page	Catalog Number	UPC	Bulletin Number	Catalog Page
CSD202012W	77890	CW1	16	CSD242010W	37769	CW1	16	CSD24246	77370	CW1	14
CSD202012WLG	16379	CW1	16	CSD242010WLG	37829	CW1	16	CSD24246LG	15909	CW1	14
CSD202012WSS	48880	CWS	22	CSD242010WSS	12884	CWS	22	CSD24246W	77820	CW1	16
CSD20206	77340	CW1	14	CSD242012	77550	CW1	15	CSD24246WLG	16309	CW1	16
CSD20206LG	15879	CW1	14	CSD242012LG	16089	CW1	15	CSD24248	77460	CW1	14
CSD20206SS6	51650	CWS	21	CSD242012W	77900	CW1	16	CSD24248LG	15999	CW1	14
CSD20206SS	78370	CWS	21	CSD242012WLG	16389	CW1	16	CSD24248SS6	61920	CWS	21
CSD20206W	77800	CW1	16	CSD242016	29402	CW1	15	CSD24248SS	78430	CWS	21
CSD20206WLG	16289	CW1	16	CSD242016LG	29464	CW1	15	CSD24248ST	14467	CW2	18
CSD20206WSS	11690	CWS	22	CSD24206	77360	CW1	14	CSD24248W	77870	CW1	16
CSD20208	77420	CW1	14	CSD24206LG	15899	CW1	14	CSD24248WLG	16359	CW1	16
CSD20208LG	15959	CW1	14	CSD24206SS	34561	CWS	21	CSD24248WSS	11780	CWS	22
CSD20208SS6	51810	CWS	21	CSD24206SS6	34618	CWS	21	CSD243010	37509	CW1	15
CSD20208SS	78400	CWS	21	CSD24206W	77810	CW1	16	CSD243010LG	37669	CW1	15
CSD20208ST	14457	CW2	18	CSD24206WLG	16299	CW1	16	CSD243010SS	12866	CWS	21
CSD20208W	77850	CW1	16	CSD24208	77450	CW1	14	CSD243010SS6	12898	CWS	21
CSD20208WLG	16339	CW1	16	CSD24208LG	15989	CW1	14	CSD243012	29403	CW1	15
CSD20208WSS	11760	CWS	22	CSD24208SS6	61910	CWS	21	CSD243012LG	29465	CW1	15
CSD202410	37469	CW1	15	CSD24208SS	78420	CWS	21	CSD24308	77470	CW1	14
CSD202410LG	37629	CW1	15	CSD24208ST	14458	CW2	18	CSD24308LG	16009	CW1	14
CSD202410SS	12862	CWS	21	CSD24208W	77860	CW1	16	CSD24308SS	25763	CWS	21
CSD202410SS6	12894	CWS	21	CSD24208WLG	16349	CW1	16	CSD24308SS6	25765	CWS	21
CSD20246	29396	CW1	14	CSD24208WSS	11770	CWS	22	CSD30128	29404	CW1	14
CSD20246LG	29458	CW1	14	CSD242410	37499	CW1	15	CSD30128LG	29466	CW1	14
CSD20248	77430	CW1	14	CSD242410LG	37659	CW1	15	CSD30166	29405	CW1	14
CSD20248LG	15969	CW1	14	CSD242410SS	12865	CWS	21	CSD30166LG	29467	CW1	14
CSD20248SS	34558	CWS	21	CSD242410SS6	12897	CWS	21	CSD30166SS	34563	CWS	21
CSD20248SS6	34617	CWS	21	CSD242410ST	14464	CW2	18	CSD30166SS6	34622	CWS	21
CSD241210	29401	CW1	15	CSD242410W	37779	CW1	16	CSD30168	29406	CW1	14
CSD241210LG	29463	CW1	15	CSD242410WLG	37839	CW1	16	CSD30168LG	29468	CW1	14
CSD24126	29397	CW1	14	CSD242410WSS	12885	CWS	22	CSD302010	37519	CW1	15
CSD24126LG	29461	CW1	14	CSD242412	77560	CW1	15	CSD302010LG	37679	CW1	15
CSD24128	29398	CW1	14	CSD242412LG	16099	CW1	15	CSD302010SS	12867	CWS	21
CSD24128LG	29462	CW1	14	CSD242412SS	48830	CWS	21	CSD302010SS6	12901	CWS	21
CSD241610	37479	CW1	15	CSD242412SS6	61980	CWS	21	CSD30206	29407	CW1	14
CSD241610LG	37639	CW1	15	CSD242412ST	14471	CW2	18	CSD30206LG	29471	CW1	14
CSD241610SS	12863	CWS	21	CSD242412W	77910	CW1	16	CSD30208	77480	CW1	14
CSD241610SS6	12895	CWS	21	CSD242412WLG	16399	CW1	16	CSD30208LG	16019	CW1	14
CSD24166	77350	CW1	14	CSD242416	77660	CW1	15	CSD30208SS	34564	CWS	21
CSD24166LG	15889	CW1	14	CSD242416LG	16199	CW1	15	CSD30208SS6	34623	CWS	21
CSD24168	77440	CW1	14	CSD242416SS	34562	CWS	21	CSD302410	37529	CW1	15
CSD24168LG	15979	CW1	14	CSD242416SS6	34621	CWS	21	CSD302410LG	37689	CW1	15
CSD24168SS6	57800	CWS	21	CSD242416W	77930	CW1	16	CSD302410SS	12868	CWS	21
CSD24168SS	78410	CWS	21	CSD242416WLG	16419	CW1	16	CSD302410SS6	12902	CWS	21
CSD242010	37489	CW1	15	CSD242420	77690	CW1	15	CSD302410ST	14465	CW2	18
CSD242010LG	37649	CW1	15	CSD242420LG	16229	CW1	15	CSD302410W	37789	CW1	16
CSD242010SS	12864	CWS	21	CSD242420W	77940	CW1	16	CSD302410WLG	37849	CW1	16
CSD242010SS6	12896	CWS	21	CSD242420WLG	16429	CW1	16	CSD302410WSS	12886	CWS	22

Catalog Number	UPC	Bulletin Number	Catalog Page	Catalog Number	UPC	Bulletin Number	Catalog Page	Catalog Number	UPC	Bulletin Number	Catalog Page
CSD302412	77570	CW1	15	CSD362412LG	16129	CW1	15	CSD422410LG	29483	CW1	15
CSD302412LG	16109	CW1	15	CSD362412SS	48850	CWS	21	CSD422410SS	34583	CWS	21
CSD302412SS	48840	CWS	21	CSD362412SS6	63320	CWS	21	CSD422410SS6	34626	CWS	21
CSD302412SS6	61990	CWS	21	CSD362416	29415	CW1	15	CSD42248	29418	CW1	14
CSD302412ST	14472	CW2	18	CSD362416LG	29476	CW1	15	CSD42248LG	29482	CW1	14
CSD302412W	77920	CW1	16	CSD36246	29414	CW1	14	CSD423010	29424	CW1	15
CSD302412WLG	16409	CW1	16	CSD36246LG	29475	CW1	14	CSD423010LG	29485	CW1	15
CSD302412WSS	48890	CWS	22	CSD36248	77510	CW1	14	CSD423010SS	34584	CWS	21
CSD302416	29412	CW1	15	CSD36248LG	16049	CW1	14	CSD423010SS6	34627	CWS	21
CSD302416LG	29473	CW1	15	CSD36248SS6	61950	CWS	21	CSD423012	29425	CW1	15
CSD302416SS	34565	CWS	21	CSD36248SS	78460	CWS	21	CSD423012LG	29486	CW1	15
CSD302416SS6	34624	CWS	21	CSD363010	37559	CW1	15	CSD423016	29426	CW1	15
CSD302420	77700	CW1	15	CSD363010LG	37719	CW1	15	CSD423016LG	29487	CW1	15
CSD302420LG	16239	CW1	15	CSD363010SS	12873	CWS	21	CSD42308	29423	CW1	14
CSD302420W	77950	CW1	16	CSD363010SS6	12905	CWS	21	CSD42308LG	29484	CW1	14
CSD302420WLG	16439	CW1	16	CSD363010ST	14466	CW2	18	CSD423610	41109	CW1	15
CSD30246	29408	CW1	14	CSD363012	77600	CW1	15	CSD423610LG	41149	CW1	15
CSD30246LG	29472	CW1	14	CSD363012LG	16139	CW1	15	CSD423610SS6R	14838	CWS	22
CSD30246W	29543	CW1	16	CSD363012SS	48860	CWS	21	CSD423610SSR	14828	CWS	22
CSD30246WLG	29547	CW1	16	CSD363012SS6	63660	CWS	21	CSD423612	77620	CW1	15
CSD30248	77490	CW1	14	CSD363012ST	14473	CW2	18	CSD423612LG	16159	CW1	15
CSD30248LG	16029	CW1	14	CSD363016	77670	CW1	15	CSD423612SS6R	14844	CWS	22
CSD30248SS6	61930	CWS	21	CSD363016LG	16209	CW1	15	CSD423612SSR	14834	CWS	22
CSD30248SS	78440	CWS	21	CSD363016SS	34566	CWS	21	CSD423616	29428	CW1	15
CSD30248W	77880	CW1	16	CSD363016SS6	34625	CWS	21	CSD423616LG	29516	CW1	15
CSD30248WLG	16369	CW1	16	CSD363020	77710	CW1	15	CSD423616SS6R	34594	CWS	22
CSD30248WSS	11790	CWS	22	CSD363020LG	16249	CW1	15	CSD423616SSR	34586	CWS	22
CSD303010	37539	CW1	15	CSD36306	29416	CW1	14	CSD42368	29427	CW1	14
CSD303010LG	37699	CW1	15	CSD36306LG	29477	CW1	14	CSD42368LG	29515	CW1	14
CSD303010SS	12871	CWS	21	CSD36308	77520	CW1	14	CSD482410	41119	CW1	15
CSD303010SS6	12903	CWS	21	CSD36308LG	16059	CW1	14	CSD482410LG	41159	CW1	15
CSD303012	77580	CW1	15	CSD36308SS6	61960	CWS	21	CSD482410SS	12876	CWS	21
CSD303012LG	16119	CW1	15	CSD36308SS	78470	CWS	21	CSD482410SS6	12908	CWS	21
CSD303012SS	25762	CWS	21	CSD363610	37569	CW1	15	CSD482412	77630	CW1	15
CSD303012SS6	25764	CWS	21	CSD363610LG	37729	CW1	15	CSD482412LG	16169	CW1	15
CSD30308	77500	CW1	14	CSD363610SS6R	14837	CWS	22	CSD48248	29429	CW1	14
CSD30308LG	16039	CW1	14	CSD363610SSR	14827	CWS	22	CSD48248LG	29517	CW1	14
CSD30308SS6	61940	CWS	21	CSD363612	77610	CW1	15	CSD483010	29433	CW1	15
CSD30308SS	78450	CWS	21	CSD363612LG	16149	CW1	15	CSD483010LG	29521	CW1	15
CSD30368	29413	CW1	14	CSD363612SS6R	14843	CWS	22	CSD483016	29434	CW1	15
CSD30368LG	29474	CW1	14	CSD363612SSR	14833	CWS	22	CSD483016LG	29522	CW1	15
CSD30368SS6R	34592	CWS	22	CSD363616	29417	CW1	15	CSD48308	29432	CW1	14
CSD30368SSR	34458	CWS	22	CSD363616LG	29478	CW1	15	CSD48308LG	29518	CW1	14
CSD362410	37549	CW1	15	CSD36368	77530	CW1	14	CSD483610	41129	CW1	15
CSD362410LG	37709	CW1	15	CSD36368LG	16069	CW1	14	CSD483610LG	41169	CW1	15
CSD362410SS	12872	CWS	21	CSD36368SS6R	34593	CWS	22	CSD483610SS6R	14841	CWS	22
CSD362410SS6	12904	CWS	21	CSD36368SSR	34585	CWS	22	CSD483610SSR	14831	CWS	22
CSD362412	77590	CW1	15	CSD422410	29422	CW1	15	CSD483612	77640	CW1	15

Catalog Number	UPC	Bulletin Number	Catalog Page	Catalog Number	UPC	Bulletin Number	Catalog Page	Catalog Number	UPC	Bulletin Number	Catalog Page
CSD483612LG.....	16179	CW1.....	15	CTD364812.....	77750	CW1.....	17				
CSD483612SS6R.....	14845	CWS.....	22	CTD364812LG.....	16549	CW1.....	17				
CSD483612SSR.....	14835	CWS.....	22	CTD366012.....	77760	CW1.....	17				
CSD483616.....	77680	CW1.....	15	CTD366012LG.....	16559	CW1.....	17				
CSD483616LG.....	16219	CW1.....	15	CTD424212.....	29447	CW1.....	17				
CSD483616SS6R.....	34595	CWS.....	22	CTD424212LG.....	29535	CW1.....	17				
CSD483616SSR.....	34587	CWS.....	22	CTD426012.....	29448	CW1.....	17				
CSD483620.....	29436	CW1.....	15	CTD426012LG.....	29536	CW1.....	17				
CSD483620LG.....	29524	CW1.....	15	CTD484812.....	29451	CW1.....	17				
CSD48368.....	29435	CW1.....	14	CTD484812LG.....	29537	CW1.....	17				
CSD48368LG.....	29523	CW1.....	14	WS161208SS.....	13088	WS1.....	25				
CSD603610.....	41139	CW1.....	15	WS161608SS.....	13107	WS1.....	25				
CSD603610LG.....	41179	CW1.....	15	WS201608SS.....	13091	WS1.....	25				
CSD603610SS6R.....	14842	CWS.....	22	WS201612SS.....	13108	WS1.....	25				
CSD603610SSR.....	14832	CWS.....	22	WS202008SS.....	13111	WS1.....	25				
CSD603612.....	77650	CW1.....	15	WS202012SS.....	13112	WS1.....	25				
CSD603612LG.....	16189	CW1.....	15	WS24HS2508SS.....	13638	WS1D.....	32				
CSD603612SS6R.....	14846	CWS.....	22	WS242008SS.....	13113	WS1.....	25				
CSD603612SSR.....	14836	CWS.....	22	WS242408SS.....	13092	WS1.....	25				
CSD603616.....	29438	CW1.....	15	WS242412SS.....	13093	WS1.....	25				
CSD603616LG.....	29526	CW1.....	15	WS30HS2508SS.....	13641	WS1D.....	32				
CSD603616SS6R.....	34596	CWS.....	22	WS302408SS.....	13114	WS1.....	25				
CSD603616SSR.....	34588	CWS.....	22	WS302412SS.....	13094	WS1.....	25				
CSD603624SS6R.....	34597	CWS.....	22	WS303008SS.....	13115	WS1.....	25				
CSD603624SSR.....	34462	CWS.....	22	WS36HS3108SS.....	13642	WS1D.....	32				
CSD60368.....	29437	CW1.....	14	WS363008SS.....	13116	WS1.....	25				
CSD60368LG.....	29525	CW1.....	15	WS363012SS.....	13095	WS1.....	25				
CSD723016SSR.....	34463	CWS.....	22	WS363016SS.....	13118	WS1.....	25				
CSD723612SSR.....	15252	CWS.....	22	WS363612SS.....	13117	WS1.....	25				
CSD723616SSR.....	15295	CWS.....	22	WS48HS3716SS.....	13643	WS1D.....	32				
CTD244210.....	29439	CW1.....	17	WS483616SS.....	13096	WS1.....	25				
CTD244210LG.....	29527	CW1.....	17	WS60HS3716SS.....	13644	WS1D.....	32				
CTD24428.....	77720	CW1.....	17	WS603616SS.....	13097	WS1.....	25				
CTD24428LG.....	16519	CW1.....	17	WS62XM5112SS.....	13127	WS2D.....	37				
CTD24488.....	29442	CW1.....	17	WS62XM5118SS.....	13128	WS2D.....	37				
CTD24488LG.....	29528	CW1.....	17	WS62XM6312SS.....	13104	WS2D.....	37				
CTD304210.....	29443	CW1.....	17	WS62XM6318SS.....	13131	WS2D.....	37				
CTD304210LG.....	29531	CW1.....	17	WS625112SS.....	13121	WS2.....	46				
CTD304810.....	29444	CW1.....	17	WS625118SS.....	13122	WS2.....	46				
CTD304810LG.....	29532	CW1.....	17	WS626312SS.....	13098	WS2.....	46				
CTD30488.....	77730	CW1.....	17	WS626318SS.....	13128	WS2.....	46				
CTD30488LG.....	16529	CW1.....	17	WS74XM6318SS.....	13133	WS2D.....	37				
CTD306012.....	77740	CW1.....	17	WS746312SS.....	13124	WS2.....	46				
CTD306012LG.....	16539	CW1.....	17	WS746318SS.....	13125	WS2.....	46				
CTD364212.....	29445	CW1.....	17								
CTD364212LG.....	29533	CW1.....	17								
CTD364216.....	29446	CW1.....	17								
CTD364216LG.....	29534	CW1.....	17								

Product Description	Catalog Page
Allen-Bradley™ 1494 Cutout Disconnect Enclosure, Type 12	29
Concept Disconnect Enclosure, Type 4X	28
Concept Disconnect Enclosure, Type 4	28
Concept Flush-Mounted Enclosures	17
Concept Panels	50
Concept Single-Door, Type 4 and 12	14
Concept Sloped-Top, Type 4	18
Concept, Two-Door, Type 12	17
Concept Window-Door Enclosures	16
Concept with Additional Quarter-Turn Latches, Type 4X	22
Concept with Quarter-Turn Latches Disconnect Enclosure, Type 4X	29
Continuous Hinge Two-Door with 3-Point Latch, Type 4X	23
Continuous Hinge Two-Door with Handle, Type 12	18
Continuous Hinge with 3-Point Latch, Type 4	19
Continuous Hinge with 3-Point Latch, Type 4X	23
Continuous Hinge with Clamps LP, Type 12	20
Continuous Hinge with Clamps LP, Type 4	19
Continuous Hinge with Clamps LP, Type 4X	24
Disconnect Enclosure with Handle, Type 12	31
Free-Stand, Type 12, Single or Dual Access	41
Free-Stand, Type 4 with 3-Point Latch	40
Free-Stand, Type 4X, Single and Dual Access	43
General Purpose Single-Door Free-Stand Disconnect, Type 4X	33
General Purpose Single-Door Free-Stand with Quarter-Turn Latches, Type 4X	43
General Purpose Stainless Steel Two-Door Floor-Mount Disconnect, Type 4X	33
General Purpose Two-Door Floor-Mount with Quarter-Turn Latches, Type 4X	44
Heavy-Duty Free-Stand Disconnect Enclosure, Type 12	34
Modular Disconnect Enclosure, Type 12	35
Panels for A26 Low-Profile Type 12 Disconnect Enclosures	50
Panels for Free-Stand, Multi-Door Enclosures (Bulletins A27, A28, A28S4 and A34)	52
Panels for Free-Stand Single- and Dual-Access One-Door Enclosures	51
Panels for Free-Stand Single- and Dual-Access Two-Door Enclosures	51
Panels for Type 3R, 4, 4X, 12 and 13 Enclosures	53
Side-Mounted Panels	52
Stainless Steel Concept Single-Door Enclosures	21
Stainless Steel Concept Window-Door Enclosures	22
Stainless Steel Free-Stand, Type 4X	44
Stainless Steel Heavy-Duty Free-Stand Flange-Mount Disconnects, Type 4X	36
Two-Door Stainless Steel Flange-Mounted Disconnects, Type 4X	36
Two-Door with 3-Point Latches, Type 4X	45
Two-Door with Floor Stands and 3-Point Latch, Type 12	42
Two-Door with Floor Stands and 3-Point Latch, Type 4	40
Two-Door with Floor Stands Disconnect Enclosure, Type 12	37
Two-Door with Floor Stands, Type 4X	45
Wall-Mount Disconnect Enclosure with Clamps, Type 4	30
Wall-Mount Disconnect Enclosure with Clamps, Type 4X	30
WaterShed Disconnect Enclosure, Type 4X	32
WaterShed Free-Standing SS Disconnect	37
WaterShed Free-Stand, Type 4X	46
WaterShed, Type 4X	25

North America

Minneapolis, MN Tel: +1.763.421.2240

Mexico, D.F. Tel +52.55.5280.1449

Toronto, Canada Tel: +1.416.289.2770

South America

Sao Paulo, Brazil Tel: +55.11.5184.2100

Boitura, Brazil Tel: +55.15.3363.9148

Europe

Betschdorf, France Tel: +33.3.88.90.64.90

Straubenhardt, Germany Tel: +49.7082.794.0

Dzierzoniow, Poland Tel: +48.74.64.63.900

Lainate, Italy Tel: +39.02.932.7141

Middle East & India

Dubai, United Arab Emirates Tel: +971.4.378.1700

Bangalore, India Tel: +91.80.6715.2001

Asia

Shanghai, P.R. China Tel: +86.21.2412.6943

Singapore Tel: +65.6768.5800

Shin-Yokohama, Japan Tel: +81.45.476.0271

Seoul, Korea Tel: +82.2.2129.7755

Qingdao Tel: +86.532.8771.6101

Our powerful portfolio of brands:

CADDY ERICO HOFFMAN RAYCHEM SCHROFF TRACER



[nVent.com/HOFFMAN](https://www.nVent.com/HOFFMAN)