




## Disconnect Enclosures

	Type 4 Mild Steel Wallmount Disconnect Enclosure 1447S HK Series Continuous Hinge Door (Flange w/ multi-vendor cutout) with Defeater Handle..... 106		Type 4X Stainless Steel Multi-Door Freestanding Disconnect Enclosure UHD SS Series Hinge Door with Handle (Flange w/ multi-vendor cutout) ..... 122
	Type 4 Mild Steel Wallmount Disconnect Enclosure Eclipse Series Hinge Door with Handle (Flange w/ multi-vendor cutout) ..... 108		Type 4X Sloped Top Stainless Steel Freestanding Disconnect 2STFSD Series..... 124
	Type 4 Mild Steel Wallmount Disconnect Enclosure 1447S N4 Series Continuous Hinge Door with Clamps (Flange w/ multi- vendor cutout)..... 109		
	Type 4X Stainless Steel Wallmount Disconnect Enclosure Eclipse Series Hinge Door with Handle (Flange w/ multi-vendor cutout) .....110		
	Type 4X Stainless Steel Wallmount Disconnect Enclosure 1447S N4 SS Series Continuous Hinge Door with Clamps (Flange w/ multi- vendor cutout)..... 111		
	Type 12 Mild Steel Two Door Wallmount Disconnect Enclosure 2UD Series Hinge Door with Handle (Flange w/ multi-vendor cutout) .....112		
	Type 12 Mild Steel Two Door Floormount Disconnect Enclosure 2UD F Series Hinge Door with Handle (Flange w/ multi-vendor cutout) .....114		
	Type 12 Mild Steel Two Door Floormount Disconnect Enclosure 2UD CP F Series Hinge Door with Handle (Center Post Flange w/ multi- vendor cutout).....116		
	Type 12 Mild Steel Multi-Door Freestanding Disconnect Enclosure UHD Series Hinge Door with Handle (Flange w/ multi-vendor cutout) .....118		
	Type 12 Mild Steel Modular Freestanding Disconnect Enclosure UHD M Series Hinge Door with Handle (Flange w/ multi-vendor cutout) ..... 120		

Distributed by Gross Automation | +1 (262) 252-1600 | [sales@grossautomation.com](mailto:sales@grossautomation.com)

Technical references and CAD downloads available at [www.hammondmfg.com](http://www.hammondmfg.com)

All dimensions in inches unless specified otherwise

**Quality Products. Service Excellence.**

## Type 4 Mild Steel Wallmount Disconnect Enclosure *1447S HK Series*

Continuous Hinge Door (Flange w/ multi-vendor cutout) with Defeater Handle



Quick Link: [hammfg.com/1447SHK](http://hammfg.com/1447SHK)

### Application

- Designed to house the following safety disconnect equipment:
  - ABB Controls flange-mounted variable depth operating mechanism for disconnect switches and circuit breakers. Also cable version for circuit breakers.
  - Allen Bradley 1494V and 1494U variable depth flange mounted disconnect switches and circuit breaker mechanisms.
  - C-H Westinghouse C361 flange mounted variable depth operating mechanism with disconnect switches and C371 flange mounted variable depth operating mechanisms for circuit breakers. Also Flex-Shaft™ handle mechanisms for circuit breakers.
  - General Electric Type STDA flange handles and variable depth operating mechanism for disconnect switches and circuit breakers. Also SpectraFlex™ cable operators for circuit breakers.
  - Siemens I-T-E Max-Flex™ flange mounted variable depth handles for disconnect switches and circuit breakers.
  - Square D class 9422 disconnect switches with flange mounted variable depth operating mechanisms or cable mechanisms and Class 9422 flange-mounted variable depth operating mechanisms or cable mechanisms for circuit breakers. Will not accept Square D Class 9422 bracket-mounted disconnect devices, 9422TG1 or TG2 devices
- Refer to the Type 12 Wallmount Selection Guide.

### Standards

- UL 508A Type 4, 12, and 13
- CSA Type 4, 12, and 13
- Complies with
  - NEMA Type 4, 12 and 13
  - IEC 60529, IP66
  - Appropriate components are required to maintain these standards.

### Construction

- Formed 14-gauge steel.
- Continuously welded seams.
- Larger sizes include door and body stiffeners.
- Welded brackets provide for enclosure mounting.
- Formed lip on enclosure exclude flowing liquids and contaminants.
- Seamless poured-in place gasket.
- Cutouts and holes are provided to suit the flange handle operating mechanism.
- Continuously hinged doors may be removed by pulling the hinge pin.
- Pad lock defeater handle mechanism is provided along with latching rods and interlock brackets.
- Collar studs are provided for mounting inner panels.
- A removable 12 gauge inner panel is included.
- A bonding stud is provided on the door and a grounding stud is provided in the enclosure.
- A literature pocket is provided.

### Finish

- Cover and enclosure are finished in ANSI61 gray powder coat finish inside and out.
- Inner panel finished in white powder coat finish.

### Note

- Disconnects, operating mechanisms are not provided with the enclosure, and must be ordered separately from the manufacturer.

### Accessories

- Additional Inner Panels...*See Page 295*
- Door Stop Kit...*See Page 320*
- Floor Stand Kit...*See Page 320*
- Enclosure Stabilizers...*See Page 322*
- Drip Shield Kit...*See Page 319*
- Window Kits...*See Page 308*
- Climate Control...*See Page 244*
- Lighting...*See Page 312*

Distributed by Cross Automation | +1 (262) 252-1600 | [sales@grossautomation.com](mailto:sales@grossautomation.com)

Technical references and CAD downloads available at [www.hammondmfg.com](http://www.hammondmfg.com)

All dimensions in inches unless specified otherwise

## Type 4 Mild Steel Wallmount Disconnect Enclosure *1447S HK Series*

Continuous Hinge Door (Flange w/ multi-vendor cutout) with Defeater Handle

Part No.	Enclosure			Inner Panel	
	H	W	D	H	D
1447SA8HK	20.00	21.38	8.00	17.00	17.00
1447SB8HK	24.00	21.38	8.00	21.00	17.00
1447SC8HK	24.00	25.38	8.00	21.00	21.00
1447SD8HK	30.00	21.38	8.00	27.00	17.00
1447SE8HK	30.00	25.38	8.00	27.00	21.00
1447SF8HK	36.00	25.38	8.00	33.00	21.00
1447SG8HK	36.00	31.38	8.00	33.00	27.00
1447SH8HK	42.00	31.38	8.00	39.00	27.00
1447SJ8HK	42.00	37.38	8.00	39.00	33.00
1447SK8HK	48.00	37.38	8.00	45.00	33.00
1447SL8HK	60.00	37.38	8.00	57.00	33.00
1447SA10HK	20.00	21.38	10.00	17.00	17.00
1447SB10HK	24.00	21.38	10.00	21.00	17.00
1447SC10HK	24.00	25.38	10.00	21.00	21.00
1447SD10HK	30.00	21.38	10.00	27.00	17.00
1447SE10HK	30.00	25.38	10.00	27.00	21.00
1447SF10HK	36.00	25.38	10.00	33.00	21.00
1447SG10HK	36.00	31.38	10.00	33.00	27.00
1447SH10HK	42.00	31.38	10.00	39.00	27.00
1447SJ10HK	42.00	37.38	10.00	39.00	33.00
1447SQ10HK	48.00	25.40	10.00	45.00	21.00
1447SK10HK	48.00	37.38	10.00	45.00	33.00
1447SL10HK	60.00	37.38	10.00	57.00	33.00
1447SE12HK	30.00	25.38	12.00	27.00	21.00
1447SG12HK	36.00	31.38	12.00	33.00	27.00
1447SH12HK	42.00	31.38	12.00	39.00	27.00
1447SJ12HK	42.00	37.38	12.00	39.00	33.00
1447SK12HK	48.00	37.38	12.00	45.00	33.00
1447SL12HK	60.00	37.38	12.00	57.00	33.00
1447SG16HK	36.00	31.38	16.00	33.00	27.00
1447SH16HK	42.00	31.38	16.00	39.00	27.00
1447SJ16HK	42.00	37.38	16.00	39.00	33.00
1447SK16HK	48.00	37.38	16.00	45.00	33.00
1447SL16HK	60.00	37.38	16.00	57.00	33.00

Disconnect Enclosures Wallmount Enclosures

Distributed by Gross Automation | +1 (262) 252-1600 | [sales@grossautomation.com](mailto:sales@grossautomation.com)

Technical references and CAD downloads available at [www.hammondmfg.com](http://www.hammondmfg.com)

All dimensions in inches unless specified otherwise

**Quality Products. Service Excellence.**

# Type 4 Mild Steel Wallmount Disconnect Enclosure *Eclipse Series*

## Hinge Door with Handle (Flange w/ multi-vendor cutout)



Quick Link: [hammfg.com/EN4DSC](http://hammfg.com/EN4DSC)

### Application

- Designed to house the following safety disconnect equipment:
  - ABB Controls flange mounted variable depth operating mechanisms for disconnect switches and circuit breakers. Cable version for circuit breakers also available.
  - Allen Bradley 1494V and 1494U variable depth flange mounted disconnect switches and circuit breaker mechanisms.
  - Cutler Hammer C361 variable depth flange mounted disconnect switches and C371 circuit breaker operators. Also Flex-Shaft™ handle mechanisms for circuit breakers. Use Cutler Hammer NEMA 4X rated operating handles to maintain NEMA 4X integrity.
  - Siemens I-T-E Max-Flex™ flange mounted variable depth handles for disconnect switch and circuit breakers. Use handle for NEMA 4 rating.
  - General Electric Type STDA flange handles and variable depth operating mechanisms for disconnect switches and circuit breakers. Also SpectraFlex™ cable operators for circuit breakers.
  - Square D Class 9422 disconnect switches with flange mounted variable depth operating mechanisms or cable mechanisms and Class 9422 flange mounted variable depth operating mechanism or cable mechanisms for circuit breakers. SN4SS enclosures will not accept Square D Class 9422 bracket-mounted disconnect devices, 9422TG1 or TG2 devices.
- Refer to the Type 4 Wallmount Selection Guide.

### Standards

- UL 508A Type 3R, 4
- CSA Type 3R, 4
- Complies with
  - NEMA Type 3R, 4, 12 and 13
  - IEC 60529, IP66

- Appropriate components are required to maintain these standards.

### Construction

- Formed 14 gauge doors with 16 or 14 (36x32" and larger) gauge steel.
- Continuously welded seams.
- Larger sizes include door stiffeners.
- Formed lip on door and enclosure exclude flowing liquids and contaminants.
- Cutouts and holes are provided to suit the flange handle operating mechanism.
- Doors may be easily removed for modifications and are interchangeable.
- Door is secured with easily operated 2 or 3-point handle.
- Cover interlock bracket is included on the door.
- Collar studs are provided for mounting inner panels.
- Removable inner panel is sold separately.
- Seamless poured-in place gasket.
- A bonding stud is provided on the door and a grounding stud is provided in the enclosure.
- Includes hardware kit with panel mounting nuts and sealing washers for wall mounting holes.
- Disconnects and operating mechanisms are not provided with the enclosure, and must be ordered separately from the manufacturer.

### Finish

- Cover and enclosure are finished in recoatable smooth ANSI 61 gray powder coating.

### Accessories

- Additional Inner Panels...*See Page 296*
- Door Stop Kit...*See Page 320*
- Mounting Foot Kit...*See Page 291*
- Drip Shield Kit...*See Page 319*
- Window Kits...*See Page 308*
- Climate Control...*See Page 244*
- Lighting...*See Page 312*
- General Accessories...*See Page 281*

Part No.	Enclosure			Optional Inner Panel		
	H	W	D	Part No.	H	W
EN4DSC20228GY	20.00	22.00	8.00	EP2020	18.17	18.17
EN4DSC24228GY	24.00	22.00	8.00	EP2420	22.17	18.17
EN4DSC24268GY	24.00	26.00	8.00	EP2424	22.17	22.17
EN4DSC30268GY	30.00	26.00	8.00	EP3024	28.17	22.17
EN4DSC36268GY	36.00	26.00	8.00	EP3624	34.17	22.17
EN4DSC36328GY	36.00	32.00	8.00	EP3630	34.17	28.17
EN4DSC423212GY	42.00	32.00	12.00	EP4230	40.17	28.17
EN4DSC423812GY	42.00	38.00	12.00	EP4236	40.17	34.17
EN4DSC483812GY	48.00	38.00	12.00	EP4836	46.17	34.17
EN4DSC603812GY	60.00	38.00	12.00	EP6036	58.17	34.17

Alternative inner panel options also available.


Distributed by Gross Automation | +1 (262) 252-1600 | [sales@grossautomation.com](mailto:sales@grossautomation.com)

Technical references and CAD downloads available at [www.hammondmfg.com](http://www.hammondmfg.com)

All dimensions in inches unless specified otherwise

# Type 4 Mild Steel Wallmount Disconnect Enclosure *1447S N4 Series*

Continuous Hinge Door with Clamps (Flange w/ multi-vendor cutout)



Quick Link: [hammfg.com/1447SN4](http://hammfg.com/1447SN4)

## Application

- Designed to house the following safety disconnect equipment:
  - ABB Controls flange-mounted variable depth operating mechanism for disconnect switches and circuit breakers. Cable version for circuit breakers also available.
  - Allen Bradley 1494V and 1494U variable depth flange mounted disconnect switches and circuit breaker mechanisms.
  - C-H Westinghouse C361 variable depth flange mounted disconnect switches and C371 circuit breaker operators, and also Flex-Shaft™ handle mechanism for circuit breakers. Use Cutler Hammer NEMA 4 rated operating handles to maintain NEMA 4 integrity.
  - General Electric Type STDA flange handles and variable depth operating mechanism for disconnect switches and circuit breakers. Also Spectra-Flex™ cable operators for circuit breakers.
  - Siemens I-T-E Max-Flex™ flange mounted variable depth handles for disconnect switches and circuit breakers. Use handle for NEMA 4.
  - Square D class 9422 disconnect switches with flange-mounted variable depth operating mechanisms or cable mechanisms and Class 9422 flange-mounted variable depth operating mechanisms or cable mechanisms for circuit breakers. SN4 enclosures will not accept Square D Class 9422 bracket-mounted disconnect devices, 9422TG1 or TG2 devices.
- Refer to the Type 4 Wallmount Selection Guide.

## Standards

- UL 508A Type 3R, 4
- CSA Type 3R, 4
- Complies with
  - NEMA Type 3R, 4, 12
  - IEC 60529, IP66
- Appropriate components are required to maintain these standards.

## Construction

- Formed 14 gauge steel.
- Continuously welded seams.
- Larger sizes include door and body stiffeners.
- Welded brackets provide for enclosure mounting.
- Formed lip on door and enclosure exclude flowing liquids and contaminants.
- Cutouts and holes are provided to suit the flange handle operating mechanism.
- Continuously hinged doors may be removed by pulling the stainless steel hinge pin.
- Door is secured with easily operated stainless steel clamps.
- Cover interlock bracket is welded to the door.
- Collar studs are provided for mounting inner panels.
- A removable 12 gauge inner panel is included.
- Seamless poured-in place gasket.
- A bonding stud is provided on the door and a grounding stud is provided in the enclosure.
- A literature pocket is provided for the inside of the door.

## Finish

- Disconnects and operating mechanisms are not provided with the enclosure, and must be ordered separately from the manufacturer.

## Accessories

- Additional Inner Panels...*See Page 295*
- Door Stop Kit...*See Page 320*
- Floor Stand Kit...*See Page 320*
- Enclosure Stabilizers...*See Page 322*
- Drip Shield Kit...*See Page 319*
- Door Clamping Hardware...*See Page 282*
- Window Kits...*See Page 308*
- Climate Control...*See Page 244*
- Lighting...*See Page 312*
- General Accessories...*See Page 281*

Part No.	Enclosure			Inner Panel	
	H	W	D	H	W
1447SN4B8	24.00	21.38	8.00	21.00	17.00
1447SN4C8	24.00	25.38	8.00	21.00	21.00
1447SN4E8	30.00	25.38	8.00	27.00	21.00
1447SN4F8	36.00	25.38	8.00	33.00	21.00
1447SN4G8	36.00	31.38	8.00	33.00	27.00
1447SN4H12	42.00	31.38	12.00	39.00	27.00
1447SN4J12	42.00	37.38	12.00	39.00	33.00
1447SN4K12	48.00	37.38	12.00	45.00	33.00
1447SN4L12	60.00	37.38	12.00	57.00	33.00

Distributed by Gross Automation | +1 (262) 252-1500 | [sales@grossautomation.com](mailto:sales@grossautomation.com)

Technical references and CAD downloads available at [www.hammondmfg.com](http://www.hammondmfg.com)

All dimensions in inches unless specified otherwise

**Quality Products. Service Excellence.**

# Type 4X Stainless Steel Wallmount Disconnect Enclosure *Eclipse Series*

Hinge Door with Handle (Flange w/ multi-vendor cutout)

Disconnect Enclosures

Wallmount Enclosures



Quick Link: [hammfg.com/EN4DSCSS](http://hammfg.com/EN4DSCSS)

## Application

- Designed to house the following safety disconnect equipment:
  - ABB Controls flange mounted variable depth operating mechanisms for disconnect switches and circuit breakers. Cable version for circuit breakers also available.
  - Allen Bradley 1494V and 1494U variable depth flange mounted disconnect switches and circuit breaker mechanisms.
  - Cutler Hammer C361 variable depth flange mounted disconnect switches and C371 circuit breaker operators. Also Flex-Shaft™ handle mechanisms for circuit breakers. Use Cutler Hammer NEMA 4X rated operating handles to maintain NEMA 4X integrity.
  - Siemens I-T-E Max-Flex™ flange mounted variable depth handles for disconnect switch and circuit breakers. Use handle for NEMA 4 rating.
  - General Electric Type STDA flange handles and variable depth operating mechanisms for disconnect switches and circuit breakers. Also SpectraFlex™ cable operators for circuit breakers.
  - Square D Class 9422 disconnect switches with flange mounted variable depth operating mechanisms or cable mechanisms and Class 9422 flange mounted variable depth operating mechanism or cable mechanisms for circuit breakers. SN4SS enclosures will not accept Square D Class 9422 bracket-mounted disconnect devices, 9422TG1 or TG2 devices.
- Refer to the Type 4 Wallmount Selection Guide.

## Standards

- UL 508A Type 3R, 4 and 4X
- CSA Type 3R, 4 and 4X
- Complies with
  - NEMA Type 3R, 4, 4X, 12 and 13
  - IEC 60529, IP66
- Appropriate components are required to maintain these standards.

## Construction

- Formed 14 gauge doors with 16 or 14 (36x32" and larger) gauge type 304 stainless steel.
- Continuously welded seams.
- Larger sizes include door stiffeners.
- Formed lip on door and enclosure exclude flowing liquids and contaminants.
- Cutouts and holes are provided to suit the flange handle operating mechanism.
- Doors may be easily removed for modifications and are interchangeable.
- Door is secured with easily operated 2 or 3 point, padlockable handle.
- Cover interlock bracket is included on the door.
- Collar studs are provided for mounting inner panels.
- Removable inner panel is sold separately.
- Seamless poured-in place gasket.
- A bonding stud is provided on the door and a grounding stud is provided in the enclosure.
- Includes hardware kit with panel mounting nuts and sealing washers for wall mounting holes.

## Finish

- Disconnects and operating mechanisms are not provided with the enclosure, and must be ordered separately from the manufacturer.

## Accessories

- Additional Inner Panels...*See Page 296*
- Door Stop Kit...*See Page 320*
- Mounting Foot Kit...*See Page 291*
- Climate Control...*See Page 244*
- Window Kits...*See Page 308*
- Lighting...*See Page 312*
- General Accessories...*See Page 281*

Part No.	Enclosure			Optional Inner Panel		
	H	W	D	Part No.	H	W
EN4DSC20228SS	20.00	22.00	8.00	EP2020	18.17	18.17
EN4DSC24228SS	24.00	22.00	8.00	EP2420	22.17	18.17
EN4DSC24268SS	24.00	26.00	8.00	EP2424	22.17	22.17
EN4DSC30268SS	30.00	26.00	8.00	EP3024	28.17	22.17
EN4DSC36268SS	36.00	26.00	8.00	EP3624	34.17	22.17
EN4DSC36328SS	36.00	32.00	8.00	EP3630	34.17	28.17
EN4DSC423212SS	42.00	32.00	12.00	EP4230	40.17	28.17
EN4DSC423812SS	42.00	38.00	12.00	EP4236	40.17	34.17
EN4DSC483812SS	48.00	38.00	12.00	EP4836	46.17	34.17
EN4DSC603812SS	60.00	38.00	12.00	EP6036	58.17	34.17


Distributed by Gross Automation | +1 (262) 252-1600 | [sales@grossautomation.com](mailto:sales@grossautomation.com)

Technical references and CAD downloads available at [www.hammondmfg.com](http://www.hammondmfg.com)

All dimensions in inches unless specified otherwise

# Type 4X Stainless Steel Wallmount Disconnect Enclosure *1447S N4 SS Series*

Continuous Hinge Door with Clamps (Flange w/ multi-vendor cutout)



Quick Link: [hammfg.com/1447SN4SS](http://hammfg.com/1447SN4SS)

## Application

- Designed to house the following safety disconnect equipment:
  - ABB Controls flange mounted variable depth operating mechanisms for disconnect switches and circuit breakers. Cable version for circuit breakers also available.
  - Allen Bradley 1494V and 1494U variable depth flange mounted disconnect switches and circuit breaker mechanisms.
  - Cutler Hammer C361 variable depth flange mounted disconnect switches and C371 circuit breaker operators. Also Flex-Shaft™ handle mechanisms for circuit breakers. Use Cutler Hammer NEMA 4X rated operating handles to maintain NEMA 4X integrity.
  - Siemens I-T-E Max-Flex™ flange mounted variable depth handles for disconnect switch and circuit breakers. Use handle for NEMA 4 rating.
  - General Electric Type STDA flange handles and variable depth operating mechanisms for disconnect switches and circuit breakers. Also SpectraFlex™ cable operators for circuit breakers.
  - Square D Class 9422 disconnect switches with flange mounted variable depth operating mechanisms or cable mechanisms and Class 9422 flange mounted variable depth operating mechanism or cable mechanisms for circuit breakers. SN4SS enclosures will not accept Square D Class 9422 bracket-mounted disconnect devices, 9422TG1 or TG2 devices.
- Refer to the Type 4 Wallmount Selection Guide.

## Standards

- UL 508A Type 3R, 4 and 4X
- CSA Type 3R, 4 and 4X
- Complies with
  - NEMA Type 3R, 4, 4X, 12 and 13
  - IEC 60529, IP66
- Appropriate components are required to maintain these standards.

## Construction

- Formed 14 gauge type 304 stainless steel.
- Continuously welded seams.
- Larger sizes include door and body stiffeners.
- Formed lip on door and enclosure exclude flowing liquids and contaminants.
- Cutouts and holes are provided to suit the flange handle operating mechanism.
- Continuously hinged doors may be removed by pulling the stainless steel hinge pin.
- Door is secured with easily operated stainless steel clamps.
- Cover interlock bracket is welded to the door.
- Collar studs are provided for mounting inner panels.
- A removable 12 gauge inner panel is included.
- Seamless poured-in place gasket.
- A bonding stud is provided on the door and a grounding stud is provided in the enclosure.
- A literature pocket is provided for the inside of the door.

## Finish

- Disconnects and operating mechanisms are not provided with the enclosure, and must be ordered separately from the manufacturer.

## Accessories

- Additional Inner Panels...*See Page 295*
- Door Stop Kit...*See Page 320*
- Floor Stand Kit...*See Page 320*
- Drip Shield Kit...*See Page 319*
- Door Clamping Hardware...*See Page 282*
- Window Kits...*See Page 308*
- Climate Control...*See Page 244*
- Lighting...*See Page 312*
- General Accessories...*See Page 281*

Part No.	Enclosure			Inner Panel	
	H	W	D	H	W
1447SN4SSB8	24.00	21.38	8.00	21.00	17.00
1447SN4SSC8	24.00	25.38	8.00	21.00	21.00
1447SN4SSE8	30.00	25.38	8.00	27.00	21.00
1447SN4SSF8	36.00	25.38	8.00	33.00	21.00
1447SN4SSG8	36.00	31.38	8.00	33.00	27.00
1447SN4SSH12	42.00	31.38	12.00	39.00	27.00
1447SN4SSJ12	42.00	37.38	12.00	39.00	33.00
1447SN4SSK12	48.00	37.38	12.00	45.00	33.00
1447SN4SSL12	60.00	37.38	12.00	57.00	33.00

Distributed by Gross Automation | +1 (262) 252-1600 | [sales@grossautomation.com](mailto:sales@grossautomation.com)

Technical references and CAD downloads available at [www.hammondmfg.com](http://www.hammondmfg.com)

All dimensions in inches unless specified otherwise

Quality Products. Service Excellence.

## Type 12 Mild Steel Two Door Wallmount Disconnect Enclosure *2UD Series*

Hinge Door with Handle (Flange w/ multi-vendor cutout)



Quick Link: [hammfg.com/2UD](http://hammfg.com/2UD)

### Application

- Designed to accept the following disconnect switches and circuit breakers:
  - ABB Controls flange mounted variable depth operating mechanisms for disconnect switches and circuit breakers.
  - Allen Bradley 1494V and 1494U variable depth flange mounted disconnect switches and circuit breaker mechanisms.
  - C-H Westinghouse Type C361 disconnect switches and operator mechanisms, and type C371 circuit breakers and circuit breaker operating mechanisms. Flex Shaft™ handle operators for circuit breakers.
  - General Electric Type STDA flange handles and variable depth operating mechanisms for disconnect switches and circuit breakers. Also Spectra-Flex™ cable operators for circuit breakers.
  - Siemens I-T-E Max-Flex™ flange mounted variable depth operating handles for disconnect switches and circuit breakers.
  - Square D disconnect switches and circuit breakers used with Class 9422 flange mounted variable depth operating mechanisms or cable mechanisms. These enclosures will not receive Class 9422 bracket mounted disconnect devices, Class 9422TG1, or TG2 devices.
- Refer to the Universal Disconnect Selection Guide.

### Standards

- UL 508A Type 12
- CSA Type 12
- Complies with
  - NEMA Type 12 and 13
  - IEC 60529, IP54
- Appropriate components are required to maintain these standards.

**All universal series enclosures require one adaptor kit (ordered separately) to adapt the type of disconnect and mechanism to be used.**

### Operator Adaptor Kits

- Each brand and type requires a different adaptor kit.
- Each kit contains an adaptor plate and master door interlocking mechanism.
- Fully detailed, illustrated instructions are included.

### Construction

- Formed from 10 gauge steel with smooth, continuously welded seams.
- Body stiffeners are included in the larger enclosures for extra rigidity.
- Heavy duty lifting eyes are anchored into reinforced top corners.
- Flange trough collar (FTC) around door opening excludes liquids and contaminants.
- Removable doors are secured with heavy duty lift-off hinges.
- Formed 10 gauge steel inner panels are provided on collar studs.
- Panel supports are provided.
- Center post is removable, providing easy panel installation.
- Heavy duty three point latching mechanism with heavy duty roller ends is provided for ease of door closing.
- Oil resistant gaskets are permanently secured.
- The right hand door is the master door.
- Master door handle complete with screw defeater and padlock hasp.
- Slave door handle complete with padlock hasp.
- A mechanical interlock activated by the master door prevents the auxiliary door from being opened first.
- The universal flange cutout provides mounting for disconnect operators by use of the appropriate operator adaptor kit.
- A provision for mounting fluorescent lighting is provided.
- A bonding stud is provided in the door and a grounding stud is provided in the enclosure for each door.
- A literature pocket is provided for the inside of the door.

Distributed by Gross Automation | +1 (262) 252-1600 | [sales@grossautomation.com](mailto:sales@grossautomation.com)

Technical references and CAD downloads available at [www.hammondmfg.com](http://www.hammondmfg.com)

All dimensions in inches unless specified otherwise

## Type 12 Mild Steel Two Door Wallmount Disconnect Enclosure *2UD Series*

Hinge Door with Handle (Flange w/ multi-vendor cutout)

### Note

- Disconnect switches, circuit breakers and operators are not provided with the enclosure, and must be ordered separately from the manufacturer.

### Finish

- Door and enclosure are phosphatized and finished in ANSI 61 gray recoatable powder coating on the inside and outside.
- Inner panel is finished in white powder coating.

### Accessories

- Flange Disconnect Operator Adaptor Kits...*See Page 318*
- Additional Inner Panels...*See Page 297*
- Door Stop Kit...*See Page 320*
- Floor Stand Kit...*See Page 320*
- Window Kits...*See Page 308*
- Climate Control...*See Page 244*
- Lighting...*See Page 312*
- General Accessories...*See Page 281*

Part No.	Enclosure			Inner Panel	
	H	W	D	H	W
2UD605012FTC	60.13	50.00	12.13	56.00	44.00
2UD606212FTC	60.13	62.00	12.13	56.00	56.00
2UD726212FTC	72.13	62.00	12.13	68.00	56.00
2UD727412FTC	72.13	74.00	12.13	68.00	68.00

Distributed by Gross Automation | +1 (262) 252-1600 | sales@grossautomation.com

Technical references and CAD downloads available at www.hammondmfg.com

All dimensions in inches unless specified otherwise

Quality Products. Service Excellence.

## Type 12 Mild Steel Two Door Floormount Disconnect Enclosure *2UD F Series*

Hinge Door with Handle (Flange w/ multi-vendor cutout)

Disconnect Enclosures

Floormount Enclosures



Quick Link: [hammfg.com/2UDEF](http://hammfg.com/2UDEF)

### Application

- Designed to accept the following disconnect switches and circuit breakers:
  - ABB Controls flange mounted variable depth operating mechanisms for disconnect switches and circuit breakers.
  - Allen Bradley 1494V and 1494U variable depth flange mounted disconnect switches and circuit breaker mechanisms.
  - C-H Westinghouse Type C361 disconnect switches and operator mechanisms, and type C371 circuit breakers and circuit breaker operating mechanisms. Flex Shaft™ handle operators for circuit breakers.
  - General Electric Type STDA flange handles and variable depth operating mechanisms for disconnect switches and circuit breakers. Also Spectra-Flex™ cable operators for circuit breakers.
  - Siemens I-T-E Max-Flex™ flange mounted variable depth operating handles for disconnect switches and circuit breakers.
  - Square D disconnect switches and circuit breakers used with Class 9422 flange mounted variable depth operating mechanisms or cable mechanisms. These enclosures will not receive Class 9422 bracket mounted disconnect devices, Class 9422TG1, or TG2 devices.
- Refer to the Universal Disconnect Selection Guide.

### Standards

- UL 508A Type 12
- CSA Type 12
- Complies with
  - NEMA Type 12
  - IEC 60529, IP54
- Appropriate components are required to maintain these standards.

**All universal series enclosures require one adaptor kit (ordered separately) to adapt the type of disconnect and mechanism to be used.**

### Operator Adaptor Kits

- Each brand and type requires a different adaptor kit.
- Each kit contains an adaptor plate and master door interlocking mechanism.
- Fully detailed, illustrated instructions are included.

### Construction

- Formed from 10 gauge steel with smooth, continuously welded seams.
- Body stiffeners are included in the larger enclosures for extra rigidity.
- Flange trough collar (FTC) around door opening excludes liquids and contaminants.
- 15" floor stands are welded to the enclosure.
- Removable doors are secured with heavy duty lift-off hinges.
- Formed 10 gauge steel inner panels are provided on collar studs.
- Panel supports are provided.
- Center post is removable, providing easy panel installation.
- Heavy duty three point latching mechanism with heavy duty roller ends is provided for ease of door closing.
- Oil resistant gaskets are permanently secured.
- The right hand door is the master door.
- Master door handle complete with screw defater and padlock hasp.
- Slave door handle complete with padlock hasp.
- A mechanical interlock activated by the master door prevents the auxiliary door from being opened first.
- The universal flange cutout provides mounting for disconnect operators by use of the appropriate operator adaptor kit.
- A provision for mounting fluorescent lighting is provided.
- A bonding stud is provided in the door and a grounding stud is provided in the enclosure for each door.
- A literature pocket is provided.

Distributed by Gross Automation | +1 (262) 252-1600 | [sales@grossautomation.com](mailto:sales@grossautomation.com)

Technical references and CAD downloads available at [www.hammondmfg.com](http://www.hammondmfg.com)

All dimensions in inches unless specified otherwise

## Type 12 Mild Steel Two Door Floormount Disconnect Enclosure *2UD F Series* Hinge Door with Handle (Flange w/ multi-vendor cutout)

### Note

- Disconnect switches, circuit breakers and operators are not provided with the enclosure, and must be ordered separately from the manufacturer.

### Finish

- Cover and enclosure are phosphatized and finished in recoatable smooth ANSI 61 gray powder coating.
- Inner panel is finished in white powder coating.

### Accessories

- Flange Disconnect Operator Adaptor Kits...*See Page 318*
- Additional Inner Panels...*See Page 297*
- Door Stop Kit...*See Page 320*
- Window Kits...*See Page 308*
- Climate Control...*See Page 244*
- Lighting...*See Page 312*
- General Accessories...*See Page 281*

Part No.	Enclosure			Inner Panel	
	H	W	D	H	W
2UD605012FFTC	60.13	50.00	12.13	56.00	44.00
2UD605018FFTC	60.13	50.00	18.13	56.00	44.00
2UD606212FFTC	60.13	62.00	12.13	56.00	56.00
2UD606218FFTC	60.13	62.00	18.13	56.00	56.00
2UD726212FFTC	72.13	62.00	12.13	68.00	56.00
2UD726218FFTC	72.13	62.00	18.13	68.00	56.00
2UD727412FFTC	72.13	74.00	12.13	68.00	68.00
2UD727418FFTC	72.13	74.00	18.13	68.00	68.00
2UD727424FFTC	72.13	74.00	24.13	68.00	68.00

Distributed by Gross Automation | +1 (262) 252-1600 | [sales@grossautomation.com](mailto:sales@grossautomation.com)

Technical references and CAD downloads available at [www.hammondmfg.com](http://www.hammondmfg.com)

All dimensions in inches unless specified otherwise

**Quality Products. Service Excellence.**

## Type 12 Mild Steel Two Door Floormount Disconnect Enclosure *2UD CP F Series* Hinge Door with Handle (Center Post Flange w/ multi-vendor cutout)

Disconnect Enclosures

Floormount Enclosures



Quick Link: [hammfg.com/2UDCPF](http://hammfg.com/2UDCPF)

### Application

- Designed to accept the following disconnect switches and circuit breakers:
  - ABB Controls flange mounted variable depth operating mechanisms for disconnect switches and circuit breakers.
  - Allen Bradley 1494V and 1494U variable depth flange mounted disconnect switches and circuit breaker mechanisms.
  - C-H Westinghouse Type C361 disconnect switches and operator mechanisms, and type C371 circuit breakers and circuit breaker operating mechanisms. Flex Shaft™ handle operators for circuit breakers.
  - General Electric Type STDA flange handles and variable depth operating mechanisms for disconnect switches and circuit breakers. Also Spectra-Flex™ cable operators for circuit breakers.
  - Siemens I-T-E Max-Flex™ flange mounted variable depth operating handles for disconnect switches and circuit breakers.
  - Square D disconnect switches and circuit breakers used with Class 9422 flange mounted variable depth operating mechanisms or cable mechanisms. These enclosures will not receive Class 9422 bracket mounted disconnect devices, Class 9422TG1, or TG2 devices.
- Refer to the Universal Disconnect Selection Guide.

### Standards

- UL 508A Type 12
- CSA Type 12
- Complies with
  - NEMA Type 12
  - IEC 60529, IP54
- Appropriate components are required to maintain these standards.

**All universal series enclosures require one adaptor kit (ordered separately) to adapt the type of disconnect and mechanism to be used.**

### Operator Adaptor Kits

- Each brand and type requires a different adaptor kit.
- Each kit contains an adaptor plate and master door interlocking mechanism.
- Fully detailed, illustrated instructions are included.

### Construction

- Formed from 10 gauge steel with smooth, continuously welded seams.
- Body stiffeners are included in the larger enclosures for extra rigidity.
- 15" floor stands are welded to the enclosure.
- Flange trough Collar (FTC) around door opening excludes liquids and contaminants.
- Heavy duty lifting eyes are anchored into reinforced top corners.
- Removable doors are secured with heavy duty lift-off hinges.
- Formed 10 gauge steel inner panels are provided on collar studs.
- Panel supports are provided.
- Center post is removable, providing easy panel installation.
- Heavy duty three point latching mechanism with heavy duty roller ends is provided for ease of door closing.
- Oil resistant gaskets are permanently secured.
- The left door is the master door.
- Master door handle complete with screw defeater and padlock hasp.
- Slave door handle complete with padlock hasp.
- A mechanical interlock activated by the master door prevents the auxiliary door from being opened first.
- The universal flange cutout provides mounting for disconnect operators by use of the appropriate operator adaptor kit.
- A provision for mounting fluorescent lighting is provided.
- A bonding stud is provided in the door and a grounding stud is provided in the enclosure for each door.
- A literature pocket is provided.

Distributed by Gross Automation | +1 (262) 252-1600 | [sales@grossautomation.com](mailto:sales@grossautomation.com)

Technical references and CAD downloads available at [www.hammondmfg.com](http://www.hammondmfg.com)

All dimensions in inches unless specified otherwise

# Type 12 Mild Steel Two Door Floormount Disconnect Enclosure *2UD CP F Series*

## Hinge Door with Handle (Center Post Flange w/ multi-vendor cutout)

### Note

- Disconnect switches, circuit breakers and operators are not provided with the enclosure, and must be ordered separately from the manufacturer.

### Finish

- Cover and enclosure are phosphatized and finished in recoatable smooth ANSI 61 gray powder coating.
- Inner panel is finished in white powder coating.

### Accessories

- Flange Disconnect Operator Adaptor Kits...*See Page 318*
- Additional Inner Panels...*See Page 297*
- Door Stop Kit...*See Page 320*
- Window Kits...*See Page 308*
- Climate Control...*See Page 244*
- Lighting...*See Page 312*
- General Accessories...*See Page 281*

Part No.	Enclosure			Inner Panel	
	H	W	D	H	W
2UDCP604912FFTC	60.13	48.88	12.13	56.00	44.00
2UDCP606112FFTC	60.13	60.88	12.13	56.00	56.00
2UDCP726112FFTC	72.13	60.88	12.13	68.00	56.00
2UDCP727312FFTC	72.13	72.88	12.13	68.00	68.00
2UDCP727318FFTC	72.13	72.88	18.13	68.00	68.00

Distributed by Gross Automation | +1 (262) 252-1600 | [sales@grossautomation.com](mailto:sales@grossautomation.com)

Technical references and CAD downloads available at [www.hammondmfg.com](http://www.hammondmfg.com)

All dimensions in inches unless specified otherwise

**Quality Products. Service Excellence.**

## Type 12 Mild Steel Multi-Door Freestanding Disconnect Enclosure *UHD Series* Hinge Door with Handle (Flange w/ multi-vendor cutout)

Disconnect Enclosures

Freestanding Enclosures



Quick Link: [hammfg.com/UHD](http://hammfg.com/UHD)

### Application

- Designed to accept the following disconnect switches and circuit breakers:
  - ABB Controls flange mounted variable depth operating mechanisms for disconnect switches and circuit breakers.
  - Allen Bradley 1494V and 1494U variable depth flange mounted disconnect switches and circuit breaker mechanisms.
  - C-H Westinghouse type C361 disconnect switches and operator mechanism. Cutler Hammer Type C371 circuit breaker operating mechanisms. Flex-Shaft™ handle operators for circuit breakers.
  - General Electric type STDA flange handles and variable depth operating mechanisms for disconnect switches and circuit breakers. Also Spectra-Flex™ cable operators for circuit breakers.
  - Siemens I-T-E Max-Flex™ flange mounted variable depth operating handles for disconnect switches and circuit breakers.
  - Square D disconnect switches and circuit breakers used with Class 9422 flange mounted variable depth operating mechanisms or cable mechanisms. These enclosures will not receive Class 9422 bracket mounted disconnect devices or class 9422TG1 or TG2 devices.
- Refer to the Universal Heavy Duty Disconnect Selection Guide.

### Standards

- UL 508A Type 12
- CSA Type 12
- Complies with
  - NEMA Type 12
  - IEC 60529, IP54
- Appropriate components are required to maintain these standards.

**All universal series enclosures require one adaptor kit (ordered separately) to adapt the type of disconnect and mechanism to be used.**

### Operator Adaptor Kits

- Each brand and type requires a different adaptor kit.
- Each kit contains an adaptor plate and master door interlocking mechanism.
- Fully detailed, illustrated instructions are included.

### Construction

- Formed from 10 gauge steel with smooth, continuously welded seams.
- Body stiffeners are provided in the larger enclosures for extra rigidity.
- Flange trough collar (FTC) around door opening excludes liquids and contaminants.
- Heavy duty lifting eyes are anchored into reinforced top corners.
- Removable doors are secured with heavy duty lift off hinges.
- Formed 10 gauge steel inner panels are provided on collar studs.
- Panel supports are provided.
- Center post is removable, providing easy panel installation.
- Heavy duty three point latching mechanism with heavy duty roller ends is provided for ease of door closing.
- Oil resistant gaskets are permanently secured.
- The right-hand door on all enclosures is the master door.
- Master door handle complete with screw defeater and padlock hasp.
- Slave door handle complete with padlock hasp.
- A mechanical interlock activated by the master door prevents the auxiliary door from being opened first.
- The universal flange cutout provides mounting for disconnect operators by use of the appropriate operator adaptor kit.
- A provision for mounting fluorescent lighting is provided.
- A bonding stud is provided in the door and a grounding stud is provided in the enclosure for each door.
- A literature pocket is provided for the inside of the door.

Distributed by Gross Automation | +1 (262) 252-1600 | [sales@grossautomation.com](mailto:sales@grossautomation.com)

Technical references and CAD downloads available at [www.hammondmfg.com](http://www.hammondmfg.com)

All dimensions in inches unless specified otherwise

# Type 12 Mild Steel Multi-Door Freestanding Disconnect Enclosure *UHD Series*

## Hinge Door with Handle (Flange w/ multi-vendor cutout)

### Note:

- Disconnect switches, circuit breakers and operators are not provided with the enclosure, and must be ordered separately from the manufacturer.

### Finish

- Cover and enclosure are phosphatized and finished in recoatable smooth ANSI 61 gray powder coating.
- Inner panel is finished in white powder coating.

### Accessories

- Flange Disconnect Operator Adaptor Kits...*See Page 318*
- Door Stop Kit...*See Page 320*
- Floor Stand Kit...*See Page 320*
- Window Kits...*See Page 308*
- Climate Control...*See Page 244*
- Lighting...*See Page 312*
- General Accessories...*See Page 281*

### Single Door

Part No.	Enclosure			Inner Panel	
	H	W	D	H	W
1UHD722918FTC	72.13	28.75	18.13	60.00	21.75
1UHD723518FTC	72.13	34.75	18.13	60.00	27.75
1UHD724118FTC	72.13	40.75	18.13	60.00	33.75
1UHD844118FTC	84.13	40.75	18.13	72.00	33.75
1UHD844124FTC	84.13	40.75	24.13	72.00	33.75
1UHD904118FTC	90.13	40.75	18.13	78.00	33.75
1UHD904120FTC	90.13	40.75	20.13	78.00	33.75
1UHD904124FTC	90.13	40.75	24.13	78.00	33.75

### 2 Door

Part No.	Enclosure			Inner Panel	
	H	W	D	H	W
2UHD725518FTC	72.13	55.00	18.13	60.00	48.00
2UHD726718FTC	72.13	67.00	18.13	60.00	60.00
2UHD727918FTC	72.13	79.00	18.13	60.00	72.00
2UHD727924FTC	72.13	79.00	24.13	60.00	72.00
2UHD847918FTC	84.13	79.00	18.13	72.00	72.00
2UHD847924FTC	84.13	79.00	24.13	72.00	72.00
2UHD907918FTC	90.13	79.00	18.13	78.00	72.00
2UHD907920FTC	90.13	79.00	20.13	78.00	72.00
2UHD907924FTC	90.13	79.00	24.13	78.00	72.00

### 3 Door

Part No.	Enclosure			Inner Panels		
	H	W	D	H	W1	W2
3UHD7210118FTC	72.13	100.25	18.13	60.00	27.75	60.00
3UHD7211918FTC	72.13	118.25	18.13	60.00	33.75	72.00
3UHD8411918FTC	84.13	118.25	18.13	72.00	33.75	72.00
3UHD8411924FTC	84.13	118.25	24.13	72.00	33.75	72.00
3UHD9011924FTC	90.13	118.25	24.13	78.00	33.75	72.00

### 4 Door

Part No.	Enclosure			Inner Panels		
	H	W	D	H	W1	W2
4UHD8415718FTC	84.13	156.50	18.13	72.00	72.00	72.00
4UHD9015718FTC	90.13	156.50	18.13	78.00	72.00	72.00

## Type 12 Mild Steel Modular Freestanding Disconnect Enclosure *UHD M Series* Hinge Door with Handle (Flange w/ multi-vendor cutout)



Quick Link: [hammfg.com/UHDM](http://hammfg.com/UHDM)

### Application

- Designed to bolt together in any number of units for maximum flexibility and ease of transportation. The UHDM system consists of a Master enclosure to house the flange mounted disconnect switch and interlocking Slave enclosures which may be added or removed as required. Master enclosure units will accept the following disconnect switches and circuit breakers:
  - ABB Controls flange mounted variable depth operating mechanism for disconnect switches and circuit breakers.
  - Allen Bradley 1494V and 1494U variable depth flange mounted disconnect switches and circuit breaker mechanisms.
  - C-H Westinghouse Type C361 disconnect switches and operator mechanism. Cutler Hammer Type C371 circuit breaker operating mechanisms. Flex Shaft™ handle operators for circuit breakers.
  - General Electric Type STDA flange handles and variable depth operating mechanisms for disconnect switches and circuit breakers. Also Spectra-Flex™ cable operators for circuit breakers.
  - I-T-E Max-Flex™ flange mounted variable depth operating handles for disconnect switches and circuit breakers.
  - Square D disconnect switches and circuit breakers used with Class 9422 flange mounted variable depth operating mechanisms or cable mechanisms. These enclosures will not receive Class 9422 bracket mounted disconnect devices or Class 9422TG1 or TG2 devices.
- Refer to the Universal Heavy Duty Disconnect Modular Selection Guide.

**Inner Panel Included**

### Construction

- Formed from 10 gauge steel with smooth continuously welded seams.
- Body stiffeners are provided in the larger enclosures for extra rigidity.
- Heavy duty lifting eyes are anchored into reinforced top corners.
- Removable doors are secured with heavy duty lift off hinges.
- Flange trough collar (FTC) around door excludes liquids and contaminants.
- Formed 10 gauge steel inner panels are provided on collar studs.
- Panel supports are provided.
- Center post is removable, providing easy panel installation.
- Heavy duty three point latching door mechanism.
- Side openings are reinforced to provide structural strength, smooth edges and preset gasket compression.
- Oil resistant gaskets on doors and side openings are permanently secured. No gasket kit is provided.
- Master door handle complete with screw defeater and padlock hasp.
- Slave door handle complete with padlock hasp.
- A mechanical interlock activated by the master door prevents the auxiliary door from being opened first.
- The universal flange cutout provides mounting for disconnect operators by use of the appropriate operator adaptor kit.
- A bonding stud is provided in the door and a grounding stud is provided in the enclosure for each door.
- A literature pocket is provided.
- Formed End Plates and Flat End Plates
  - Formed from 12 gauge steel.
  - Used to enclose the open end(s) of one or more modular enclosures.
  - Two types are available. No separate gasket kit is required.
- Flat Barrier Plate
  - Formed from 14 gauge steel.
  - May be used to provide a barrier between modular enclosures. They are supplied complete with gasket.
- Panel Bridge Kit
  - Formed from 10 gauge steel.
  - May be used to join back panels together between modular enclosures to provide a continuous panel surface.

Disconnect Enclosures Freestanding Enclosures

Distributed by Gross Automation | +1 (262) 252-1600 | [sales@grossautomation.com](mailto:sales@grossautomation.com)

Technical references and CAD downloads available at [www.hammondmfg.com](http://www.hammondmfg.com)

All dimensions in inches unless specified otherwise

# Type 12 Mild Steel Modular Freestanding Disconnect Enclosure *UHD M Series*

## Hinge Door with Handle (Flange w/ multi-vendor cutout)

### Standards

- UL 508A Type 12
- CSA Type 12
- Complies with
  - NEMA Type 12
  - IEC 60529, IP54
- Appropriate components are required to maintain these standards.

**All universal series enclosures require one adaptor kit (ordered separately) to adapt the type of disconnect and mechanism to be used.**

### Operator Adaptor Kits

- Each brand and type requires a different adaptor kit.
- Each kit contains an adaptor plate and master door interlocking mechanism
- Fully detailed, illustrated instructions are included.

### Note:

- Disconnect switches, circuit breakers and operators are not provided with the enclosure, and must be ordered separately from the manufacturer.

### Finish

- Cover and enclosure are phosphatized and finished in recoatable smooth ANSI 61 gray powder coating.
- Inner panel is finished in white powder coating.

### Accessories

- Flange Disconnect Operator Adaptor Kits...*See Page 318*
- Door Stop Kit...*See Page 320*
- Floor Stand Kit...*See Page 320*
- Window Kits...*See Page 308*
- Climate Control...*See Page 244*
- Lighting...*See Page 312*
- General Accessories...*See Page 281*

### Master Enclosures

Left Side Open Part No.	Enclosure			Inner Panel		Door
	H	W	D	H	W	Type
UHDM724118MFTC	72.13	40.75	18.13	60.00	33.75	Single
UHDM844118MFTC	84.13	40.75	18.13	72.00	33.75	Single
UHDM844124MFTC	84.13	40.75	24.13	72.00	33.75	Single
UHDM727918MFTC	72.13	79.00	18.13	60.00	72.00	Double
UHDM847918MFTC	84.13	79.00	18.13	72.00	72.00	Double
UHDM847924MFTC	84.13	79.00	24.13	72.00	72.00	Double

### Slave Enclosures

Both Sides Open Part No.	Enclosure			Inner Panel		Door
	H	W	D	H	W	Type
UHDM724118SFCT	72.13	40.25	18.13	60.00	33.75	Single
UHDM844118SFCT	84.13	40.25	18.13	72.00	33.75	Single
UHDM844124SFCT	84.13	40.25	24.13	72.00	33.75	Single
UHDM727818SFCT	72.13	78.50	18.13	60.00	72.00	Double
UHDM847818SFCT	84.13	78.50	18.13	72.00	72.00	Double
UHDM847824SFCT	84.13	78.50	24.13	72.00	72.00	Double

### Accessories

Part No.	H	W	Description
UHDM7218ECA	71.86	17.87	Formed end plate with mounting hardware
UHDM8418ECA	83.87	17.87	Formed end plate with mounting hardware
UHDM8424ECA	83.87	23.87	Formed end plate with mounting hardware
UHDM7218EPA	71.87	17.87	Flat end plate with mounting hardware
UHDM8418EPA	83.87	17.87	Flat end plate with mounting hardware
UHDM8424EPA	83.87	23.87	Flat end plate with mounting hardware
UHDM7218BPA	71.87	17.87	Flat barrier plate with mounting hardware
UHDM8418BPA	83.87	17.87	Flat barrier plate with mounting hardware
UHDM8424BPA	83.87	23.87	Flat barrier plate with mounting hardware
UHDMFTC72BK	60.00	-	Inner panel bridge kit
UHDMFTC84BK	72.00	-	Inner panel bridge kit

Distributed by Gross Automation | +1 (262) 252-1600 | [sales@grossautomation.com](mailto:sales@grossautomation.com)

Technical references and CAD downloads available at [www.hammondmfg.com](http://www.hammondmfg.com)

All dimensions in inches unless specified otherwise

**Quality Products. Service Excellence.**

## Type 4X Stainless Steel Multi-Door Freestanding Disconnect Enclosure *UHD SS Series*

Hinge Door with Handle (Flange w/ multi-vendor cutout)



Quick Link: [hammfg.com/UHDSS](http://hammfg.com/UHDSS)

### Application

- Designed to accept the following disconnect switches and circuit breakers:
  - ABB Controls flange mounted variable depth operating mechanisms for disconnect switches and circuit breakers.
  - Allen Bradley 1494V and 1494U variable depth flange mounted disconnect switches and circuit breaker mechanisms. NOT COMPATIBLE WITH 1494V-R1, R2, W2 operating handles nor with Allen Bradley 1494F flange mounted disconnect switches and 1494D flange mounted operators for circuit breakers.
  - C-H Westinghouse type C361 disconnect switches and operator mechanism. Cutler Hammer Type C371 circuit breaker operating mechanisms. Flex-Shaft™ handle operators for circuit breakers.
  - General Electric type STDA flange handles and variable depth operating mechanisms for disconnect switches and circuit breakers. Also Spectra-Flex™ cable operators for circuit breakers.
  - Siemens I-T-E Max-Flex™ flange mounted variable depth operating handles for disconnect switches and circuit breakers.
  - Square D disconnect switches and circuit breakers used with Class 9422 flange mounted variable depth operating mechanisms or cable mechanisms. These enclosures will not receive Class 9422 bracket mounted disconnect devices or class 9422TG1 or TG2 devices. NOT COMPATIBLE WITH Class 9422 bracket mounted devices nor Class 9422TG1/TG2 devices.
- Refer to the Universal Heavy Duty Disconnect Selection Guide.

### Standards

- UL 508A Type 3R, 12, 4, 4X
- CSA Type 3R, 12, 4, 4X
- Complies with
  - NEMA Type 3R, 12, 13, 4, 4X
  - IEC 60529, IP66
- Appropriate components are required to maintain these standards.

### Construction

- Formed from 12 gauge 304 stainless steel with smooth, continuously welded seams.
- Body stiffeners are provided in the larger enclosures for extra rigidity.
- Flange trough collar (FTC) around door opening excludes liquids and contaminants.
- Heavy duty lifting eyes are anchored into reinforced top corners.
- Removable doors are secured with heavy duty lift off hinges.
- Formed 10 gauge steel inner panels are provided on collar studs.
- Panel supports are provided.
- Center post is removable, providing easy panel installation.
- Heavy duty three point latching mechanism with heavy duty roller ends is provided for ease of door closing.
- Oil resistant gaskets are permanently secured.
- The right-hand door on all enclosures is the master door.
- Master door handle complete with screw defeater and padlock hasp.
- Slave door handle complete with padlock hasp.
- A mechanical interlock activated by the master door prevents the auxiliary door from being opened first.
- The pre-installed flange cutout provides mounting for disconnect operators (verify compatibility in advance) - interlock hardware included with enclosure.
- A provision for mounting fluorescent lighting is provided.
- A bonding stud is provided in the door and a grounding stud is provided in the enclosure for each door.
- A literature pocket is provided for the inside of the door.

Disconnect Enclosures

Freestanding Enclosures

Distributed by Gross Automation | +1 (262) 252-1600 | [sales@grossautomation.com](mailto:sales@grossautomation.com)

Technical references and CAD downloads available at [www.hammondmfg.com](http://www.hammondmfg.com)

All dimensions in inches unless specified otherwise

## Type 4X Stainless Steel Multi-Door Freestanding Disconnect Enclosure *UHD SS Series*

Hinge Door with Handle (Flange w/ multi-vendor cutout)

### Note:

- Disconnect switches, circuit breakers and operators are not provided with the enclosure, and must be ordered separately from the manufacturer.

### Finish

- Door and enclosure are natural stainless steel with a smooth, brushed finish..
- Inner panel(s) is finished in white powder coating.

### Accessories

- Door Stop Kit...*See Page 320*
- Window Kits...*See Page 308*
- Climate Control...*See Page 244*
- Lighting...*See Page 312*
- General Accessories...*See Page 281*

Part No.	Enclosure			Inner Panel	
	H	W	D	H	W
1UHD722918N4SS	72.13	28.75	18.13	60.00	21.75
1UHD723518N4SS	72.13	34.75	18.13	60.00	27.75
1UHD724118N4SS	72.13	40.75	18.13	60.00	33.75
1UHD844118N4SS	84.13	40.75	18.13	72.00	33.75
1UHD844124N4SS	84.13	40.75	24.13	72.00	33.75
1UHD904118N4SS	90.13	40.75	18.13	78.00	33.75
1UHD904120N4SS	90.13	40.75	20.13	78.00	33.75
1UHD904124N4SS	90.13	40.75	24.13	78.00	33.75

Part No.	Enclosure			Inner Panel	
	H	W	D	H	W
2UHD725518N4SS	72.13	55.00	18.13	60.00	48.00
2UHD726718N4SS	72.13	67.00	18.13	60.00	60.00
2UHD727918N4SS	72.13	79.00	18.13	60.00	72.00
2UHD727924N4SS	72.13	79.00	24.13	60.00	72.00
2UHD847918N4SS	84.13	79.00	18.13	72.00	72.00
2UHD847924N4SS	84.13	79.00	24.13	72.00	72.00
2UHD907918N4SS	90.13	79.00	18.13	78.00	72.00
2UHD907920N4SS	90.13	79.00	20.13	78.00	72.00
2UHD907924N4SS	90.13	79.00	24.13	78.00	72.00

Part No.	Enclosure			Inner Panels		
	H	W	D	H	W1	W2
3UHD7210118N4SS	72.13	100.25	18.13	60.00	27.75	60.00
3UHD7211918N4SS	72.13	118.25	18.13	60.00	33.75	72.00
3UHD8411918N4SS	84.13	118.25	18.13	72.00	33.75	72.00
3UHD8411924N4SS	84.13	118.25	24.13	72.00	33.75	72.00
3UHD9011924N4SS	90.13	118.25	24.13	78.00	33.75	72.00

Part No.	Enclosure			Inner Panels		
	H	W	D	H	W1	W2
4UHD8415718N4SS	84.13	156.50	18.13	72.00	72.00	72.00
4UHD9015718N4SS	90.13	156.50	18.13	78.00	72.00	72.00

Disconnect Enclosures Freestanding Enclosures

Distributed by Gross Automation | +1 (262) 252-1600 | [sales@grossautomation.com](mailto:sales@grossautomation.com)

Technical references and CAD downloads available at [www.hammondmfg.com](http://www.hammondmfg.com)

All dimensions in inches unless specified otherwise

**Quality Products. Service Excellence.**

## Type 4X Sloped Top Stainless Steel Freestanding Disconnect *2STFSD Series*

Disconnect Enclosures

Freestanding Enclosures



Quick Link: [hammfg.com/2STFSD](http://hammfg.com/2STFSD)

### Application

- Designed to enclose electrical and/or electronic equipment and protect against harsh, industrial environments for larger applications.
- 20° sloped top prevents water from resting on top of enclosure.
- Designed to accept the following disconnect switches and circuit breakers:
  - ABB Controls flange mounted variable depth operating mechanisms for disconnect switches and circuit breakers.
  - Allen Bradley 1494V and 1494U variable depth flange mounted disconnect switches and circuit breaker mechanisms.
  - C-H Westinghouse type C361 disconnect switches and operator mechanism. Cutler Hammer Type C371 circuit breaker operating mechanisms. Flex-Shaft™ handle operators for circuit breakers.
  - General Electric type STDA flange handles and variable depth operating mechanisms for disconnect switches and circuit breakers. Also Spectra-Flex™ cable operators for circuit breakers.
  - Siemens I-T-E Max-Flex™ flange mounted variable depth operating handles for disconnect switches and circuit breakers.
  - Square D disconnect switches and circuit breakers used with Class 9422 flange mounted variable depth operating mechanisms or cable mechanisms. These enclosures will not receive Class 9422 bracket mounted disconnect devices or class 9422TG1 or TG2 devices. NOT COMPATIBLE WITH Class 9422 bracket mounted devices nor Class 9422TG1/TG2 devices.
- Refer to the Universal Heavy Duty Disconnect Selection Guide.

### Standards

- UL 508A Type 3R, 12, 4, 4X
- CSA Type 3R, 12, 4, 4X
- Complies with
  - NEMA Type 3R, 12, 13, 4, 4X
  - IEC 60529, IP66
- Appropriate components are required to maintain these standards.

### Construction

- Formed from 12 gauge 304 or 316L stainless steel with smooth, continuously welded seams.
- Flange trough collar (FTC) around door opening excludes liquids and contaminants.
- Heavy duty lifting eyes are anchored into reinforced top corners.
- Removable doors are secured with bullet style, heavy duty, lift off hinges.
- Formed 10 gauge steel inner panel is provided on collar studs.
- Panel supports are provided.
- Center post is removable, providing easy panel installation.
- Heavy duty three point latching mechanism with heavy duty roller ends is provided for ease of door closing.
- Seamless poured-in place gasket.
- The right-hand door on all enclosures is the master door.
- Master door handle complete with screwdriver defeater and padlock hasp.
- Slave door handle complete with padlock hasp.
- A mechanical interlock activated by the master door prevents the auxiliary door from being opened first.
- The pre-installed flange cutout provides mounting for disconnect operators (verify compatibility in advance) - interlock hardware included with enclosure.
- A provision for mounting fluorescent lighting is provided.
- A bonding stud is provided in the door and a grounding stud is provided in the enclosure for each door.
- A literature pocket is provided for the inside of the door.

Distributed by Gross Automation | +1 (262) 252-1600 | [sales@grossautomation.com](mailto:sales@grossautomation.com)

Technical references and CAD downloads available at [www.hammondmfg.com](http://www.hammondmfg.com)

All dimensions in inches unless specified otherwise

## Type 4X Sloped Top Stainless Steel Freestanding Disconnect *2STFSD Series*

### Note:

- Disconnect switches, circuit breakers and operators are not provided with the enclosure, and must be ordered separately from the manufacturer.

### Finish

- Door and enclosure are natural stainless steel with a smooth, brushed finish..
- Inner panel is finished in white powder coating.

### Accessories

- Wash Down Floor Stand Kit...*See Page 323*
- Door Stop Kit...*See Page 320*
- Barrier Kits for Type 4 Floormount...*See Page 327*
- Window Kits...*See Page 308*
- Climate Control...*See Page 244*
- Lighting...*See Page 312*
- General Accessories...*See Page 281*

304 S.S.		316 S.S.		Enclosure				Panel	
Part Number	Part Number	H1	H2	W	D	H	W		
2STFSD747512SS	2STFSD747512S16	74.13	79.49	75.13	12.13	68.00	68.00		
2STFSD747518SS	2STFSD747518S16	74.13	79.49	75.13	18.13	68.00	68.00		
2STFSD747524SS	2STFSD747524S16	74.13	79.49	75.13	24.13	68.00	68.00		

Distributed by Gross Automation | +1 (262) 252-1600 | sales@grossautomation.com

Technical references and CAD downloads available at [www.hammondmfg.com](http://www.hammondmfg.com)

All dimensions in inches unless specified otherwise

Quality Products. Service Excellence.