















Climate Control

Distributed by Gross Automation | +1 (262) 252-1600 | sales@grossautomation.com

 Air Conditioners - Selection Guide 246	 Exhaust Filters PFA3R Series Type 3R 260
 Air-Air Heat Exchangers - Selection Guide 249	 Replacement Filters PFFG4 Series Type 12/3R (4th Generation) 260
 Air-Water Heat Exchangers - Selection Guide 251	 266-485 CFM Top Mount Filterfans PTF GEN4 Series Type 12 261
 Water Chillers EB-RACK Series 253	 105-550 CFM Filtered Fan Boxes XF Series 262
 17-38 CFM Filterfans PF GEN4 Series Type 12 254	 Filter Fan Kits DNFF Series 263
 65 CFM Filterfans PF GEN4 Series Type 12 255	 Filter Fan Grills XPFA Series 264
 94-169 CFM Filterfans PF GEN4 Series Type 12 256	 Filterfan Rainhoods - 3R RH Series 265
 297-560 CFM Filterfans PF GEN4 Series Type 12 257	 Filterfan Rainhoods - 4/4X RHN4 Series 266
 152-427 CFM Slimline Filterfans PF SL GEN4 Series Type 12 258	 Rack Mount Fan Tray FT Series 267
 Outdoor Filter Fans Type 3R 259	 Rack Mount Intake Blowers HB Series 268
 Exhaust Filters PFAG4 Series Type 12 260	 Fan Panel Assembly PPG Series 268

Climate Control

Distributed by Gross Automation | +1 (262) 252-1600 | sales@grossautomation.com

Climate Control

	125-1300 W Fan Heater with Thermostat FLH Series..... 269		Type 3R Louvered Vent Kits 1481L3R Series..... 274
	250-400 W Fan Heater SHGL Series..... 269		Type 1 Louvered Ventilating Plates 1481L Series 274
	550-650 W High Wattage Fan Heater SCR Series..... 270		Thermostats SKT Series 275
	15-150 W Heater SHG Series..... 270		Filter Coat 1475 Series 275
	10-30 W Mini Radiant Heaters SHGM Series..... 271		Twin Thermostats SKTD Series..... 276
	100-400 W Control Panel Heater SHV Series..... 271		Mechanical Humidistat SKH Series..... 276
	Large Rainproof Ventilator SDV LG 272		Humidity and Temperature Control SKTH Series..... 277
	Small Rainproof Ventilator SDV SM..... 272		Condensate Bottle 278
	Pressure Compensation Plug BDN Series..... 272		Water Condensate Evaporator KVD Series..... 278
	Breather Kit SDA Series 273		Filter Kits DTSFK Series For DTS3XXX Series..... 277
	Ventilation Kit Type 4X SDV N4..... 273		

Air Conditioners - Selection Guide

Overview

- Hammond Manufacturing offers an extensive line up of air conditioner solutions.
- Indoor units, Outdoor units and Stainless Steel units to suit your application
- Full technical specifications and cut-out diagrams are available on our website.
- For climate control selection assistance, please utilize our Online Sizing Software.



Quick Link: hammfg.com/AC-SG

Type 12 Side Mount Air Conditioners

Part #	Voltage	BTU (@ 95F/95F)	Protective		Dimensions		
			Rating	Finish	H	W	D
DTS3021A115LG	115	1194	NEMA 12/IP54	RAL 7035	15.50	7.00	7.75
DTS3021A230LG	230	1194	NEMA 12/IP54	RAL 7035	15.50	7.00	7.75
DTS3041A115LG	115	2700	NEMA 12/IP54	RAL 7035	20.15	10.05	10.77
DTS3041A230LG	230	2700	NEMA 12/IP54	RAL 7035	20.15	10.05	10.77
DTS3041A460LG	460	2700	NEMA 12/IP54	RAL 7035	20.15	10.05	10.77
DTS3141SLA115LG	115	5097	NEMA 12/IP54	RAL 7035	36.00	12.30	14.40
DTS3141SLA230LG	230	5097	NEMA 12/IP54	RAL 7035	36.00	12.30	14.40
DTS3141SLA460LG	460	5097	NEMA 12/IP54	RAL 7035	36.00	12.30	14.40
DTS3141A115LG	115	4100	NEMA 12/IP54	RAL 7035	29.46	15.55	11.50
DTS3141A230LG	230	4100	NEMA 12/IP54	RAL 7035	29.46	15.55	11.50
DTS3141A460LG	460	4100	NEMA 12/IP54	RAL 7035	29.46	15.55	11.50
DTS3241A115LG	115	6825	NEMA 12/IP54	RAL 7035	47.61	15.55	12.77
DTS3241A230LG	230	6825	NEMA 12/IP54	RAL 7035	47.61	15.55	12.77
DTS3241A460LG	460	6825	NEMA 12/IP54	RAL 7035	47.61	15.55	12.77
DTS3145A115LG	115	6142	NEMA 12/IP54	RAL 7035	36.65	11.89	14.40
DTS3145A230LG	230	6995	NEMA 12/IP54	RAL 7035	36.65	11.89	14.40
DTS3145A460LG	460	6995	NEMA 12/IP54	RAL 7035	36.65	11.89	14.40
DTS3245A115LG	115	11600	NEMA 12/IP54	RAL 7035	53.00	16.00	14.40
DTS3245A230LG	230	11000	NEMA 12/IP54	RAL 7035	53.00	16.00	14.40
DTS3245A460LG	460	12000	NEMA 12/IP54	RAL 7035	53.00	16.00	14.40
DTS3441CA230LG	230	20840	NEMA 12/IP54	RAL 7035	57.20	15.80	16.10
DTS3441CA460LG	460	20434	NEMA 12/IP54	RAL 7035	57.20	15.80	16.10
DTS3641CA230LG	230	25181	NEMA 12/IP54	RAL 7035	57.20	15.80	16.10
DTS3641CA460LG	460	25526	NEMA 12/IP54	RAL 7035	57.20	15.80	16.10

For ANSI 61 Gray color, substitute GY in place of LG at end of part number

Air Conditioners - Selection Guide

Type 12 Top Mount Air Conditioners

Part #	Voltage	BTU	Protective	Finish	Dimensions		
		(@ 95F/95F)	Rating		H	W	D
DTT6101B115LG	115	2250	NEMA 12/IP54	RAL 7035	17.13	23.41	15.55
DTT6101B230LG	230	2300	NEMA 12/IP54	RAL 7035	17.13	23.41	15.55
DTT6201B115LG	115	3500	NEMA 12/IP54	RAL 7035	17.13	23.41	15.55
DTT6201B230LG	230	3680	NEMA 12/IP54	RAL 7035	17.13	23.41	15.55
DTT6201B460LG	460	3500	NEMA 12/IP54	RAL 7035	17.13	23.41	15.55
DTT6301B115LG	115	5520	NEMA 12/IP54	RAL 7035	17.13	23.43	19.49
DTT6301B230LG	230	5520	NEMA 12/IP54	RAL 7035	17.13	23.43	19.49
DTT6301B460LG	460	5520	NEMA 12/IP54	RAL 7035	17.13	23.43	19.49
DTT6401B115LG	115	7160	NEMA 12/IP54	RAL 7035	17.13	23.43	19.49
DTT6401B230LG	230	7160	NEMA 12/IP54	RAL 7035	17.13	23.43	19.49
DTT6401B460LG	460	7160	NEMA 12/IP54	RAL 7035	17.13	23.43	19.49
DTT6601B460LG	460	11000	NEMA 12/IP54	RAL 7035	19.09	31.30	22.64
DTT6801B460LG	460	14500	NEMA 12/IP54	RAL 7035	19.09	31.30	22.60

Type 3R/4 Outdoor Side Mount Air Conditioners

Part #	Voltage	BTU	Protective	Finish	Dimensions		
		(@ 95F/95F)	Rating		H	W	D
DTS3031A115N3LG	115	1194	NEMA 3R/4/IP56	RAL 7035	15.50	7.00	7.75
DTS3031A230N3LG	230	1194	NEMA 3R/4/IP56	RAL 7035	15.50	7.00	7.75
DTS3061A115N3LG	115	2700	NEMA 3R/4/IP56	RAL 7035	20.15	10.05	10.77
DTS3061A230N3LG	230	2700	NEMA 3R/4/IP56	RAL 7035	20.15	10.05	10.77
DTS3061A460N3LG	460	2700	NEMA 3R/4/IP56	RAL 7035	20.15	10.05	10.77
DTS3161SLA2N3LG	230	5097	NEMA 3R/4/IP56	RAL 7035	36.00	12.30	14.40
DTS3161SLA4N3LG	460	5097	NEMA 3R/4/IP56	RAL 7035	36.00	12.30	14.40
DTS3161A115N3LG	115	4100	NEMA 3R/4/IP56	RAL 7035	29.46	15.55	11.50
DTS3161A230N3LG	230	4100	NEMA 3R/4/IP56	RAL 7035	29.46	15.55	11.50
DTS3161A460N3LG	460	4100	NEMA 3R/4/IP56	RAL 7035	29.46	15.55	11.50
DTS3261A115N3LG	115	6825	NEMA 3R/4/IP56	RAL 7035	47.61	15.55	12.77
DTS3261A230N3LG	230	6825	NEMA 3R/4/IP56	RAL 7035	47.61	15.55	12.77
DTS3261A460N3LG	460	6825	NEMA 3R/4/IP56	RAL 7035	47.61	15.55	12.77
DTS3165A115N3LG	115	6142	NEMA 3R/4/IP56	RAL 7035	36.65	11.89	14.40
DTS3165A230N3LG	230	6995	NEMA 3R/4/IP56	RAL 7035	36.65	11.89	14.40
DTS3165A460N3LG	460	6995	NEMA 3R/4/IP56	RAL 7035	36.65	11.89	14.40
DTS3265A115N3LG	115	11600	NEMA 3R/4/IP56	RAL 7035	53.00	16.00	14.40
DTS3265A230N3LG	230	11000	NEMA 3R/4/IP56	RAL 7035	53.00	16.00	14.40
DTS3265A460N3LG	460	12000	NEMA 3R/4/IP56	RAL 7035	53.00	16.00	14.40
DTS3461A230N3LG	230	17091	NEMA 3R/4/IP56	RAL 7035	56.75	16.00	16.00
DTS3461A460N3LG	460	17091	NEMA 3R/4/IP56	RAL 7035	56.75	16.00	16.00
DTS3661A230N3LG	230	19848	NEMA 3R/4/IP56	RAL 7035	65.50	19.00	20.50
DTS3661A460N3LG	460	20825	NEMA 3R/4/IP56	RAL 7035	65.50	19.00	20.50

For ANSI 61 Gray color, substitute GY in place of LG at end of part number

Distributed by Gross Automation | +1 (262) 252-1600 | sales@grossautomation.com

Climate Control

Air Conditioners - Selection Guide

Type 4X Stainless Outdoor Side Mount Air Conditioners

Part #	Voltage	BTU		Protective		Dimensions		
			(@ 95F/95F)	Rating	Finish	H	W	D
DTS3031A115N4SS	115	1194	NEMA 4X/IP56	#4 304SS	15.50	7.00	7.75	
DTS3031A230N4SS	230	1194	NEMA 4X/IP56	#4 304SS	15.50	7.00	7.75	
DTS3081A115N4SS	115	2700	NEMA 4X/IP56	#4 304SS	20.15	10.05	10.77	
DTS3081A230N4SS	230	2700	NEMA 4X/IP56	#4 304SS	20.15	10.05	10.77	
DTS3081A460N4SS	460	2700	NEMA 4X/IP56	#4 304SS	20.15	10.05	10.77	
DTS3181SLA2N4SS	230	5097	NEMA 4X/IP56	#4 304SS	36.00	12.30	14.40	
DTS3181SLA4N4SS	460	5097	NEMA 4X/IP56	#4 304SS	36.00	12.30	14.40	
DTS3181A115N4SS	115	4100	NEMA 4X/IP56	#4 304SS	29.46	15.55	11.50	
DTS3181A230N4SS	230	4100	NEMA 4X/IP56	#4 304SS	29.46	15.55	11.50	
DTS3181A460N4SS	460	4100	NEMA 4X/IP56	#4 304SS	29.46	15.55	11.50	
DTS3281A115N4SS	115	6825	NEMA 4X/IP56	#4 304SS	47.61	15.55	12.77	
DTS3281A230N4SS	230	6825	NEMA 4X/IP56	#4 304SS	47.61	15.55	12.77	
DTS3281A460N4SS	460	6825	NEMA 4X/IP56	#4 304SS	47.61	15.55	12.77	
DTS3185A115N4SS	115	6142	NEMA 4X/IP56	#4 304SS	36.65	11.89	14.40	
DTS3185A230N4SS	230	6995	NEMA 4X/IP56	#4 304SS	36.65	11.89	14.40	
DTS3185A460N4SS	460	6995	NEMA 4X/IP56	#4 304SS	36.65	11.89	14.40	
DTS3285A115N4SS	115	11600	NEMA 4X/IP56	#4 304SS	53.00	16.00	14.40	
DTS3285A230N4SS	230	11000	NEMA 4X/IP56	#4 304SS	53.00	16.00	14.40	
DTS3285A460N4SS	460	12000	NEMA 4X/IP56	#4 304SS	53.00	16.00	14.40	
DTS3481A230N4SS	230	17091	NEMA 4X/IP56	#4 304SS	56.75	16.00	16.00	
DTS3481A460N4SS	460	17091	NEMA 4X/IP56	#4 304SS	56.75	16.00	16.00	
DTS3681A230N4SS	230	19848	NEMA 4X/IP56	#4 304SS	65.50	19.00	20.50	
DTS3681A460N4SS	460	20825	NEMA 4X/IP56	#4 304SS	65.50	19.00	20.50	

Distributed by Gross Automation | +1 (262) 252-1600 | sales@grossautomation.com

Climate Control

Air-Air Heat Exchangers - Selection Guide



Overview

- Hammond Manufacturing offers an extensive line up of air to air heat exchanger solutions.
- Indoor units, Outdoor units and Stainless Steel units to suit your application
- Full technical specifications and cut-out diagrams are available on our website.
- For climate control selection assistance, please utilize our Online Sizing Software.

Quick Link: hammfg.com/HXAA-SG

Type 12 Air to Air Heat Exchangers

Part No.	Voltage - Frequency	Cooling Capacity		Dimensions			Sample Performance
		W/°C	W/°F	H	W	D	T = 20°C/36°F
PKS3131A115LG	115V 60 Hz	65	36	35.31	11.97	10.65	1300W (4400 BTU)
PKS3131A230LG	230V 50/60 Hz	65	36	35.31	11.97	10.65	1300W (4400 BTU)
PKS3131A460LG	400/460V 50/60 Hz	65	36	35.31	11.97	10.65	1300W (4400BTU)
PKS3201A115LG	115V 60 Hz	100	56	35.31	11.97	10.65	2000W (6800 BTU)
PKS3201A230LG	230V 50/60 Hz	100	56	35.31	11.97	10.65	2000W (6800 BTU)
PKS3201A460LG	400/460V 50/60 Hz	100	56	35.31	11.97	10.65	2000W (6800 BTU)
PKS3301A115LG	115V 60 Hz	150	83	35.31	11.97	10.65	3000W (10200 BTU)
PKS3301A230LG	230V 50/60 Hz	150	83	35.31	11.97	10.65	3000W (10200 BTU)
PKS3301A460LG	400/460V 50/60 Hz	150	83	35.31	11.97	10.65	3000W (10200 BTU)
PKS3361A115LG	115V 60 Hz	180	100	35.31	11.97	10.65	3600W (12200 BTU)
PKS3361A230LG	230V 50/60 Hz	180	100	35.31	11.97	10.65	3600W (12200 BTU)
PKS3361A460LG	400/460V 50/60 Hz	180	100	35.31	11.97	10.65	3600W (12200 BTU)

Air-Air Heat Exchangers - Selection Guide

Type 3R/4 Air to Air Heat Exchangers

Part No.	Voltage - Frequency	Cooling Capacity		Dimensions			Sample Performance
		W/°C	W/°F	H	W	D	T = 20°C/36°F
PKS3133A115N4LG	115V 60 Hz	65	36	35.30	11.97	16.04	1300W (4400 BTU)
PKS3133A230N4LG	230V 50/60 Hz	65	36	35.30	11.97	16.04	1300W (4400 BTU)
PKS3133A460N4LG	400/460V 50/60 Hz	65	36	35.30	11.97	16.04	1300W (4400BTU)
PKS3203A115N4LG	115V 60 Hz	100	56	35.30	11.97	16.04	2000W (6800 BTU)
PKS3203A230N4LG	230V 50/60 Hz	100	56	35.30	11.97	16.04	2000W (6800 BTU)
PKS3203A460N4LG	400/460V 50/60 Hz	100	56	35.30	11.97	16.04	2000W (6800 BTU)
PKS3303A115N4LG	115V 60 Hz	150	83	35.30	11.97	16.04	3000W (10200 BTU)
PKS3303A230N4LG	230V 50/60 Hz	150	83	35.30	11.97	16.04	3000W (10200 BTU)
PKS3303A460N4LG	400/460V 50/60 Hz	150	83	35.30	11.97	16.04	3000W (10200 BTU)
PKS3363A115N4LG	115V 60 Hz	180	100	35.30	11.97	16.04	3600W (12200 BTU)
PKS3363A230N4LG	230V 50/60 Hz	180	100	35.30	11.97	16.04	3600W (12200 BTU)
PKS3363A460N4LG	400/460V 50/60 Hz	180	100	35.30	11.97	16.04	3600W (12200 BTU)

Type 4X Stainless Air to Air Heat Exchangers

Part No.	Voltage - Frequency	Cooling Capacity		Dimensions			Sample Performance
		W/°C	W/°F	H	W	D	T = 20°C/36°F
PKS3134A115N4SS	115V 60 Hz	65	36	35.30	11.97	16.04	1300W (4400 BTU)
PKS3134A230N4SS	230V 50/60 Hz	65	36	35.30	11.97	16.04	1300W (4400 BTU)
PKS3134A460N4SS	400/460V 50/60 Hz	65	36	35.30	11.97	16.04	1300W (4400BTU)
PKS3204A115N4SS	115V 60 Hz	100	56	35.30	11.97	16.04	2000W (6800 BTU)
PKS3204A230N4SS	230V 50/60 Hz	100	56	35.30	11.97	16.04	2000W (6800 BTU)
PKS3204A460N4SS	400/460V 50/60 Hz	100	56	35.30	11.97	16.04	2000W (6800 BTU)
PKS3304A115N4SS	115V 60 Hz	150	83	35.30	11.97	16.04	3000W (10200 BTU)
PKS3304A230N4SS	230V 50/60 Hz	150	83	35.30	11.97	16.04	3000W (10200 BTU)
PKS3304A460N4SS	400/460V 50/60 Hz	150	83	35.30	11.97	16.04	3000W (10200 BTU)
PKS3364A115N4SS	115V 60 Hz	180	100	35.30	11.97	16.04	3600W (12200 BTU)
PKS3364A230N4SS	230V 50/60 Hz	180	100	35.30	11.97	16.04	3600W (12200 BTU)
PKS3364A460N4SS	400/460V 50/60 Hz	180	100	35.30	11.97	16.04	3600W (12200 BTU)

Mini Type 4X Stainless Air to Air Heat Exchangers

Part No.	Voltage - Frequency	Cooling Capacity		Dimensions			Sample Performance
		W/°C	W/°F	H	W	D	T = 20°C/36°F
PKS3042A115N4SS	115V 60 Hz	22	12	12.00	12.00	7.89	440W (1400 BTU)
PKS3092A115N4SS	115V 60 Hz	45	25	22.75	12.00	7.89	900W (3000 BTU)

Distributed by Gross Automation | 1+ (262) 252-1600 | sales@grossautomation.com

Air-Water Heat Exchangers - Selection Guide



- Hammond Manufacturing offers an extensive line up of air to water heat exchanger solutions.
- If there is a source of cool water available, these can provide a very economical cooling solution. Hammond also offers chillers to supply cold water if needed.
- Indoor/Outdoor and Stainless Steel units to suit your application
- Full technical specifications and cut-out diagrams are available on our website.
- For climate control selection assistance, please utilize our Online Sizing Software.

Quick Link: hammfg.com/HXAW-SG

Type 3R/4 Air to Water Heat Exchangers

Part #	Voltage	Cooling Capacity (BTU) (Air/Water T = 45°F/25°C)	Protective Rating	Finish	Dimensions		
					H	W	D
PWS7102A115N4LG	115	3242	NEMA 3R/4	RAL 7035	19.68	7.88	5.55
PWS7102A230N4LG	230	3242	NEMA 3R/4	RAL 7035	19.68	7.88	5.55
PWS3062A115N4LG	115	2216	NEMA 3R/4	RAL 7035	24.10	10.13	5.62
PWS3062A230N4LG	230	2216	NEMA 3R/4	RAL 7035	24.10	10.13	5.62
PWS7332A115N4LG	115	2898	NEMA 3R/4	RAL 7035	24.10	10.13	5.62
PWS7332A230N4LG	230	2898	NEMA 3R/4	RAL 7035	24.10	10.13	5.62
PWS3102A115N4LG	115	3753	NEMA 3R/4	RAL 7035	32.05	15.80	6.28
PWS3102A230N4LG	230	3753	NEMA 3R/4	RAL 7035	32.05	15.80	6.28
PWS3152A115N4LG	115	5800	NEMA 3R/4	RAL 7035	36.65	11.78	8.11
PWS3152A230N4LG	230	5800	NEMA 3R/4	RAL 7035	36.65	11.78	8.11
PWS3202A115N4LG	115	7165	NEMA 3R/4	RAL 7035	51.89	15.76	9.07
PWS3202A230N4LG	230	7165	NEMA 3R/4	RAL 7035	51.89	15.76	9.07
PWS7332A115N4LG	115	10748	NEMA 3R/4	RAL 7035	37.40	15.75	7.56
PWS7332A230N4LG	230	10748	NEMA 3R/4	RAL 7035	37.40	15.75	7.56
PWS3302A115N4LG	115	12283	NEMA 3R/4	RAL 7035	51.89	15.76	9.07
PWS3302A230N4LG	230	12283	NEMA 3R/4	RAL 7035	51.89	15.76	9.07
PWS3502A115N4LG	115	21496	NEMA 3R/4	RAL 7035	57.09	15.76	8.60
PWS3502A230N4LG	230	21496	NEMA 3R/4	RAL 7035	57.09	15.76	8.60
PWS31X2A230N4LG	230	34121	NEMA 3R/4	RAL 7035	65.52	19.75	12.10

Technical references and CAD downloads available at www.hammondmfg.com

All dimensions in inches unless specified otherwise

Quality Products. Service Excellence.

Air-Water Heat Exchangers - Selection Guide

Type 4X Stainless Air to Water Heat Exchangers

Part #	Voltage	Cooling Capacity (BTU) (Air/Water T = 45°F/25°C)	Protective		Dimensions		
			Rating	Finish	H	W	D
PWS7102A115N4SS	115	3242	NEMA 4X	#4 304SS	19.68	7.88	5.55
PWS7102A230N4SS	230	3242	NEMA 4X	#4 304SS	19.68	7.88	5.55
PWS3062A115N4SS	115	2216	NEMA 4X	#4 304SS	24.10	10.13	5.62
PWS3062A230N4SS	230	2216	NEMA 4X	#4 304SS	24.10	10.13	5.62
PWS7332A115N4SS	115	2898	NEMA 4X	#4 304SS	24.10	10.13	5.62
PWS7332A230N4SS	230	2898	NEMA 4X	#4 304SS	24.10	10.13	5.62
PWS3102A115N4SS	115	3753	NEMA 4X	#4 304SS	32.05	15.80	6.28
PWS3102A230N4SS	230	3753	NEMA 4X	#4 304SS	32.05	15.80	6.28
PWS3152A115N4SS	115	5800	NEMA 4X	#4 304SS	36.65	11.78	8.11
PWS3152A230N4SS	230	5800	NEMA 4X	#4 304SS	36.65	11.78	8.11
PWS3202A115N4SS	115	7165	NEMA 4X	#4 304SS	51.89	15.76	9.07
PWS3202A230N4SS	230	7165	NEMA 4X	#4 304SS	51.89	15.76	9.07
PWS7332A115N4SS	115	10748	NEMA 4X	#4 304SS	37.40	15.75	7.56
PWS7332A230N4SS	230	10748	NEMA 4X	#4 304SS	37.40	15.75	7.56
PWS3302A115N4SS	115	12283	NEMA 4X	#4 304SS	51.89	15.76	9.07
PWS3302A230N4SS	230	12283	NEMA 4X	#4 304SS	51.89	15.76	9.07
PWS3502A115N4SS	115	21496	NEMA 4X	#4 304SS	57.09	15.76	8.60
PWS3502A230N4SS	230	21496	NEMA 4X	#4 304SS	57.09	15.76	8.60
PWS31X2A460N4SS	460	34121	NEMA 4X	#4 304SS	65.52	19.75	12.10

Distributed by Gross Automation | sales@grossautomation.com | (262) 252-1600 | (920) 252-1600 | (920) 252-1600

Water Chillers *EB-RACK Series*



Quick Link: hammfg.com/EB-RACK

Description

- Designed to provide recirculated coolant for most industrial applications air/water heat exchangers, process cooling, machine hydraulics or motor cooling.

Standards

- CCE Series – UL 508-A, CE
- EB80-160 WT Series – UL 508-A, CE

Features

- Pre-engineered packaged design includes refrigeration, cooling tank/pump and operating controls for plug and play operation
- CCE Series compact design for cooling capacities up to 22,000 BTU/H
- EB 2.0 Series for cooling capacities 27,000 to 151,000 BTU/H - Larger sizes and High Temperature units also available
 - EB80-160WT standard features include: Programmable smart controller, Hot gas by-pass refrigerant circuit, internal hydraulic by-pass circuit, electrical tank level switch and more.
- Both series are suitable for indoor installations
- Ambient operating temperature range 45°F to 113°F, 15°C to 45°C
- Several product options can be added - vary by unit, please ask for details
- Exterior case, galvanized steel frame coated with RAL7035 powder coated finish

Model Number	Cooling Capacity		Voltage AC 60 Hz	Pump Flow Rate GPM (l/h)	Tank Capacity Gallons (Litres)	Coolant Connections (NPT-F)	Overall Dimensions		
	Ambient +90F(+32C)	Water +64F(+18C)					Height	Width	Depth
CCE6301	8189 BTU/H (2400 Watts)		230	2.3 (520 l/h)	3.0 (11L)	1/2"	22.50	19.40	23.62
CCE6401	12000 BTU/H (3500 Watts)		460 3 Phase	6.0 (1360 l/h)	7.0 (26L)	3/4"	36.27	26.61	23.62
CCE6601	22000 BTU/H (6500 Watts)		460 3 Phase	6.0 (1360 l/h)	7.0 (26L)	3/4"	36.27	26.61	23.62
EB80WT	27000 BTU/H (8000 Watts)		460 3 Phase	6.0 (1360 l/h)	13.0 (50L)	3/4"	54.17	23.62	29.94
EB95WT	32400 BTU/H (9500 Watts)		460 3 Phase	7.0 (1590 l/h)	13.0 (50L)	3/4"	54.17	23.62	29.94
EB140WT	47750 BTU/H (14000 Watts)		460 3 Phase	10.0 (2270 l/h)	19.0 (72L)	1"	60.40	29.96	33.68
EB160WT	54500 BTU/H (16000 Watts)		460 3 Phase	11.0 (2498 l/h)	19.0 (72L)	1"	60.40	29.96	33.68
EB260WT	89053 BTU/H (26100 Watts)		460 3 Phase	22.0 (4496 l/h)	18.49 (70L)	1-1/4"	55.50	30.00	49.60
EB440WT	151492 BTU/H (44400 Watts)		460 3 Phase	48.0 (10902 l/h)	52.83 (200L)	1-1/2"	55.70	31.00	65.70

17-38 CFM Filterfans *PF GEN4 Series*

Type 12



Quick Link: hammfg.com/PF11

Features

- Maintains a UL Tested NEMA Type 12 seal against enclosure
- UL Recognized to UL 508A, category NITW2/8, UL File #E175229
- Patented “Click & Fit” design provides a hardware free installation!
- Plastic made from strong, heat resistant (ABS-FR), UL 94 V0 fire approved material
- Fan motor is CSA approved
- Options: Black grills

Accessories

- Exhaust Filters...*See Page 260*
- Replacement Filters...*See Page 260*
- Filterfan Rainhoods - 4/4X...*See Page 266*
- Filterfan Rainhoods - 3R...*See Page 265*

Part Number Light Gray RAL7035	Part Number Black RAL 9011	Voltage	Power	Exhaust Filter Light Gray RAL7035	Exhaust Filter Black RAL9011
PF11000T12LG	PF11000T12BK	115V	11W	PFA10000LG	PFA10000BK
PF11000T12LG230	PF11000T12BK230	230V	11W	PFA10000LG	PFA10000BK
PF11000T12LG24	PF11000T12BK24	24V	2W	PFA10000LG	PFA10000BK
PF22000T12LG	PF22000T12BK	115V	20W	PFA20000LG	PFA20000BK
PF22000T12LG230	PF22000T12BK230	230V	18W	PFA20000LG	PFA20000BK
PF22000T12LG24	PF22000T12BK24	24V	5W	PFA20000LG	PFA20000BK

Airflow data	PF 11000	PF 22000	PFA 1-20000
Filter material	Type 12 filter mat	Type 12 filter mat	Type 12 filter mat
Unimpeded airflow	17 CFM	38 CFM	-
Capacity free-flow	10 W/K	21 W/K	-
Airflow in combination	11 CFM	28 CFM	-
(Filterfan + Exhaust Filter)	(PF 11000 + PFA 10000)	(PF 22000 + PFA 20000)	-
Capacity in combination	6 W/K	15 W/K	-
(Filterfan + Exhaust Filter)	(PF 11000 + PFA 10000)	(PF 22000 + PFA 20000)	-
Max. static pressure (Airflow = 0 m3/h)	38 Pa	57 Pa	-
Filtration efficiency	0.88	0.91	88/91%
Filter material grade	G 3 (DIN EN 779)	G 4 (DIN EN 779)	G3/ G4 (DIN EN 779)
Duty cycle	1	1	-

Technical data	PF 11000		PF 22000		PFA 10000 / PFA 20000	
	AC	DC	AC	DC		
Outside dimensions in mm (height x width x installation depth)	109 x 109 x 62	109 x 109 x 49	145 x 145 x 70	145 x 145 x 64	109 x 109 x 26/ 145 x 145 x 26	
Bearing type	sleeve bearings	ball bearings	sleeve bearings	ball bearings	-	
Fitting position	vertical	any	vertical	any	-	
Construction	housing and guard of sprayed thermoplastic, self-extinguishing, UL 94 VO					
Weight	0.55 kg	0.16 kg	0.7 kg	0.44 kg	0.06 kg / 0.12 kg	
Safety protection	in accordance with DIN 31 001					
Color LG	RAL 7035, Light Grey					
Color BK	RAL 9011 Black					
Connection	2 wires, 310 mm long		terminal strip	2 wires, 310 mm long		
System of protection	NEMA Type 12, IP 55 (EN 60 529), when installed as specified					
Noise Level (EN ISO 3741)	33 dB (A)			44 dB (A)		

Technical references and CAD downloads available at www.hammondmfg.com

All dimensions in inches unless specified otherwise

Distributed by Gross Automation | +1 (262) 252-1600 | sales@grossautomation.com

65 CFM Filterfans *PF GEN4 Series* Type 12



Features

- Maintains a UL Tested NEMA Type 12 seal against enclosure
- UL Recognized to UL 508A, category NITW2/8, UL File #E175229
- Patented “Click & Fit” design provides a hardware free installation!
- Plastic made from strong, heat resistant (ABS-FR), UL 94 VO fire approved material
- Fan Motor is CSA Approved
- Options: Black Grills

Accessories

- Exhaust Filters...*See Page 260*
- Replacement Filters...*See Page 260*
- Filterfan Rainhoods - 4/4X...*See Page 266*
- Filterfan Rainhoods - 3R...*See Page 265*

Quick Link: hammfg.com/PF32

Part Number Light Gray RAL7035	Part Number Black RAL9011	Voltage	Power	Exhaust Filter Light Gray RAL7035	Exhaust Filter Black RAL9011
PF32000T12LG	PF32000T12BK	115V	20W	PFA30000LG	PFA30000BK
PF32000T12LG230	PF32000T12BK230	230V	18W	PFA30000LG	PFA30000BK
PF32000T12LG24	PF32000T12BK24	24V	5W	PFA30000LG	PFA30000BK

Airflow data	PF 32000	PFA 30000
Filter material	Type 12 filter mat	Type 12 filter mat
Unimpeded airflow	65 CFM	-
Capacity free-flow	37 W/K	-
Airflow in combination	38 CFM	-
(Filterfan + Exhaust Filter)	(PF 32000 + PFA 30000)	-
Capacity in combination	21 W/K	-
(Filterfan + Exhaust Filter)	(PF 32000 + PFA 30000)	-
Max. static pressure (Airflow = 0 m3/h)	61 Pa	-
Filtration efficiency	0.91	-
Filter material grade	G 4 (DIN EN 779)	G 4 (DIN EN 779)
Duty cycle	1	-

Technical data	PF 32000	PF 32000	PFA 30000
	AC	DC	
Outside dimensions in mm (height x width x installation depth)	202 x 202 x 87	202 x 202 x 81	202 x 202 x 34
Bearing type	sleeve bearings	ball bearings	-
Fitting position	vertical	any	any
Construction	housing and guard of sprayed thermoplastic, self-extinguishing, UL 94 VO		
Weight	0.87 kg	0.61 kg	0.26 kg
Safety protection	in accordance with DIN 31 001		
Color LG	RAL 7035, Light Grey		
Color BK	RAL9011 Black		
Connections	terminal strip	2 wires, 310mm long	-
Noise Level (EN ISO 3741)	40 dB (A)		

Technical references and CAD downloads available at www.hammondmfg.com

All dimensions in inches unless specified otherwise

Quality Products. Service Excellence.

94-169 CFM Filterfans PF GEN4 Series

Type 12



Features

- Maintains a UL Tested NEMA Type 12 seal against enclosure
- UL Recognized to UL 508A, category NITW2/8, UL File #E175229
- Patented “Click & Fit” design provides a hardware free installation!
- Plastic made from strong, heat resistant ABS-FR, UL 94 V0 fire approved material
- Fan Motor is CSA Approved
- Options: Black Grills

Accessories

- Exhaust Filters...*See Page 260*
- Replacement Filters...*See Page 260*
- Filterfan Rainhoods - 4/4X...*See Page 266*
- Filterfan Rainhoods - 3R...*See Page 265*

Quick Link: hammfg.com/PF45

Part Number Light Gray RAL7035	Part Number Black RAL9011	Voltage	Power	Exhaust Filter Light Gray RAL7035	Exhaust Filter Black RAL9011
PF42500T12LG	PF42500T12BK	115V	20W	PFA40000LG	PFA40000BK
PF42500T12LG230	PF42500T12BK230	230V	18W	PFA40000LG	PFA40000BK
PF42500T12LG24	PF42500T12BK24	24V	5W	PFA40000LG	PFA40000BK
PF43000T12LG	PF43000T12BK	115V	40W	PFA40000LG	PFA40000BK
PF43000T12LG230	PF43000T12BK230	230V	39W	PFA40000LG	PFA40000BK
PF43000T12LG24	PF43000T12BK24	24V	12W	PFA40000LG	PFA40000BK

Airflow data	PF 42500	PF 43000	PFA 40000
Filter material	NEMA Type 12 Filtermat	NEMA Type 12 Filtermat	NEMA Type 12 Filtermat
Unimpeded airflow	94 CFM	169 CFM	-
Capacity free-flow	53 W/K	188 W/K	-
Airflow in combination	67 CFM	142 CFM	-
(Filterfan + Exhaust Filter)	(PF 42500 + PFA 40000)	(PF 43000 + PFA 40000)	-
Capacity in combination	38 W/K	69 W/K	-
(Filterfan + Exhaust Filter)	(PF 43000 + PFA 40000)	(PF 43000 + PFA 40000)	-
Max. static pressure (Airflow = 0 m3/h)	49 Pa	112 Pa	-
Filtration efficiency	0.91	0.91	0.91
Filter material grade	G 4 (DIN EN 779)	G 4 (DIN EN 779)	G 4 (DIN EN 779)
Duty cycle	1	1	-

Technical data	PF 42500 AC/DC	PF 43000 AC/DC	PFA 40000
Outside dimensions in mm (height x width x installation depth)	252 x 252 x 97	252 x 252 x 113	252 x 252 x 38
Bearing type / Lagerart	ball bearings		-
Fitting position / Einbaulage	any, horizontal airflow preferred		any
Construction	housing and guard of sprayed thermoplastic, self-extinguishing, UL 94 V0		
Weight	1.18 kg	1.67 kg	0.46 kg
Safety protection	in accordance with DIN 31 001		
Color LG	RAL 7035, Light Grey		
Color BK	RAL9011 Black		
Connections / Anschlussart	cage clamp	cage clamp	-
Noise Level (EN ISO 3741)	43 dB (A)	46 dB (A)	-

Technical references and CAD downloads available at www.hammondmfg.com

All dimensions in inches unless specified otherwise

Distributed by Gross Automation | +1 (262) 252-1600 | sales@grossautomation.com

297-560 CFM Filterfans *PF GEN4 Series* Type 12



Features

- Maintains a UL Tested NEMA Type 12 seal against enclosure
- UL Recognized to UL 508A, category NITW2/8, UL File #E175229
- Patented “Click & Fit” design provides a hardware free installation!
- Plastic made from strong, heat resistant ABS-FR, UL 94 V0 fire approved material
- Fan Motor is CSA Approved
- Options: Black Grills

Accessories

- Exhaust Filters...*See Page 260*
- Replacement Filters...*See Page 260*
- Filterfan Rainhoods - 4/4X...*See Page 266*
- Filterfan Rainhoods - 3R...*See Page 265*

Quick Link: hammfg.com/PF65

Part Number Light Gray RAL 7035	Part Number Black RAL9011	Voltage	Power	Exhaust Filter Light Gray RAL7035	Exhaust Filter Black RAL9011
PF65000T12LG	PF65000T12BK	115V	90W	PFA60000LG	PFA60000BK
PF65000T12LG230	PF65000T12BK230	230V	80W	PFA60000LG	PFA60000BK
PF66000T12LG	PF66000T12BK	115V	160W	PFA60000LG	PFA60000BK
PF66000T12LG230	PF66000T12BK230	230V	155W	PFA60000LG	PFA60000BK
PF67000T12LG	PF67000T12BK	115V	195W	PFA60000LG	PFA60000BK
PF67000T12LG230	PF67000T12BK230	230V	200W	PFA60000LG	PFA60000BK
PF67000T12LG460	PF67000T12BK460	460V	170W	PFA60000LG	PFA60000BK

Airflow data	PF 65000	PF 66000	PF 67000	PFA 60000
Filter material	Type 12 Filtermat	Type 12 Filtermat	Type 12 Filtermat	Type 12 Filtermat
Unimpeded airflow	297 CFM	462 CFM	560 CFM	-
Capacity free-flow	IP 54: 160 W/K / 160 W/K	IP 54: 213 W/K / 218 W/K	IP 54: 282 W/K / 292 W/K	-
	IP 55: 168 W/K / 168 W/K	IP 55: 257 W/K / 262 W/K	IP 55: 308 W/K / 317 W/K	-
Airflow in combination	230 CFM	295 CFM	368 CFM	-
(Filterfan + Exhaust Filter)	(PF 65000 + PFA 60000)	(PF 66000 + PFA 60000)	(PF 67000 + PFA 60000)	-
Capacity in combination	127 W/K	167 W/K	208 W/K	-
(Filterfan + Exhaust Filter)	(PF 65000 + PFA 60000)	(PF 66000 + PFA 60000)	(PF 67000 + PFA 60000)	-
Max. static pressure (Airflow = 0)	74 Pa	134 Pa	187 Pa	-
Filtration efficiency	0.91	0.91	0.91	0.91
Filter material grade	G 4 (DIN EN 779)	G 4 (DIN EN 779)	G 4 (DIN EN 779)	G 4 (DIN EN 779)
Duty cycle	1	1	1	-

Technical data	PF 65000	PF 66000	PF 67000	PFA 60000
Outside dimensions in mm (height x width x installation depth)	320 x 320 x 150	320 x 320 x 150	320 x 320 x 150	320 x 320 x 39
Bearing type	ball bearings	ball bearings	ball bearings	-
Fitting position	any, horizontal airflow preferred		any	-
Construction	housing and guard of sprayed thermoplastic, self-extinguishing, UL 94 V0			
Weight	3.2 kg	3.2 kg	3.7 kg	0.7 kg
Safety protection	in accordance with DIN 31 001			-
Color	RAL 7035, Light Grey			
Connections	cage clamp	cage clamp	cage clamp	-
Noise Level (EN ISO 3741)	52 dB (A)	64 dB (A)	69 db (A)	-

Technical references and CAD downloads available at www.hammondmfg.com

All dimensions in inches unless specified otherwise

Quality Products. Service Excellence.

152-427 CFM Slimline Filterfans *PF SL GEN4 Series*

Type 12



Features

- Low installation depth
- Maintains a UL Tested NEMA Type 12 seal against enclosure
- UL Recognized to UL 508A, category NITW2/8,
- UL File #E175229
- CSA #246217
- Patented "Click & Fit" design provides a hardware-free installation!
- Plastic made from strong, heat resistant ABS, UL 94 V0 fire approved material
- Options: Black Grills, Reverse Flow Exhaust

Accessories

- Exhaust Filters...*See Page 260*
- Replacement Filters...*See Page 260*
- Filterfan Rainhoods - 4/4X...*See Page 266*
- Filterfan Rainhoods - 3R...*See Page 265*

Quick Link: hammfg.com/PF33SL

Airflow data	PF 33000 SL	PF 65000 SL	PF 67000 SL
Filter material	Type 12 Filtermat	Type 12 Filtermat	Type 12 Filtermat
Unimpeded airflow	152 CFM	325 CFM	427 CFM
Cooling Dissipation (W)/°T	168 W/K	262 W/K	317 W/K
Airflow in combination	115 CFM	250 CFM	342 CFM
(Filterfan + Exhaust Filter)	(PF 33000 + PFA 30000)	(PF 65000 + PFA 60000)	(PF 67000 + PFA 60000)
Capacity in combination	127 W/K	167 W/K	208 W/K
(Filterfan + Exhaust Filter)	(PF 33000 + PFA 30000)	(PF 65000 + PFA 60000)	(PF 67000 + PFA 60000)
Max. static pressure (Airflow = 0)	74 Pa	134 Pa	187 Pa
Filtration efficiency	0.91	0.91	0.91
Filter material grade	G 4 (DIN EN 779)	G 4 (DIN EN 779)	G 4 (DIN EN 779)
Duty cycle	1	1	1

Technical data	PF 33000SL	PF 65000SL	PF 67000SL
Outside dimensions in mm (height x width x installation depth)	202 x 202 x 87	320 x 320 x 124	320 x 320 x 127
Cut Out Dimension	177 x 177	291 x 291	291 x 291
Bearing type	ball bearings		
Fitting position	any, horizontal airflow preferred		
Construction	housing and guard of sprayed thermoplastic, self-extinguishing, UL 94 VO		
Weight	3.2 kg	3.2 kg	3.7 kg
Safety protection	in accordance with DIN 31 001		
Color	RAL 7035, Light Grey		
Connections	cage clamp		
Approval	NEMA Type 12, IP 55 (EN 60 529), when installed as specified		
Noise Level (EN ISO 3741)	42 dB (A)	52 dB (A)	69 dB (A)

Part No. Light Gray RAL7035	Part No. Black RAL9011	Voltage	Power	Exhaust Filter Light Gray RAL7035	Exhaust Filter Black Grill RAL9011
PF33000T12LGSL	PF33000T12BKSL	115V	40W	PFA30000LG	PFA30000BK
PF33000T12LGSL2	PF33000T12BKSL2	230V	39W	PFA30000LG	PFA30000BK
PF330DCT12LGSL2	PF330DCT12BKSL2	24V DC	12W	PFA30000LG	PFA30000BK
PF65000T12LGSL	PF65000T12BKSL	115V	80W	PFA60000LG	PFA60000BK
PF65000T12LGSL2	PF65000T12BKSL2	230V	80W	PFA60000LG	PFA60000BK
PF67000T12LGSL	PF67000T12BKSL	115V	120W	PFA60000LG	PFA60000BK
PF67000T12LGSL2	PF67000T12BKSL2	230V	127W	PFA60000LG	PFA60000BK
PF67000T12LGSL4	PF67000T12BKSL4	400V/460V	110W	PFA60000LG	PFA60000BK

Technical references and CAD downloads available at www.hammondmfg.com

All dimensions in inches unless specified otherwise

Outdoor Filter Fans

Type 3R



Features

- Designed for outdoor weather where resistance against falling rain, ice formation, and UV degradation is important to ensure operation of apparatus inside enclosure.
- Maintains a UL Tested NEMA Type 3R seal against enclosure without need of a rainhood
- Patented “Click & Fit” design provides a hardware free installation!
- Plastic made from strong, heat resistant (ABS-FR), UL 94 VO fire approved material
- Fluted filter-mat provides longer service life, holding more dust before impeding airflow extending the mean time between maintenance for outdoor enclosure; especially critical for those located in remote areas.
- Offered in Light Gray (RAL 7035) and Black (RAL 9011)

Accessories

- Exhaust Filters...*See Page 260*
- Replacement Filters...*See Page 260*
- Thermostats...*See Page 275*

Quick Link: hammfg.com/3rff

Part Number	Part Number	Voltage	Free Flow				Exhaust Filter	
Light Gray RAL7035	Black RAL9011		CFM	H	W	D	Light Gray RAL7035	Black RAL9011
PF22000T3RLG	PF22000T3RBK	115 VAC	38	5.71	5.71	2.76	PFA20000T3RLG	PFA20000T3RBK
PF22000T3RLG230	PF22000T3RBK230	230 VAC	38	5.71	5.71	2.76	PFA20000T3RLG	PFA20000T3RBK
PF22000T3RLG24	PF22000T3RBK24	24 VDC	38	5.71	5.71	2.76	PFA20000T3RLG	PFA20000T3RBK
PF32000T3RLG	PF32000T3RBK	115 VAC	65	7.95	7.95	3.66	PFA30000T3RLG	PFA30000T3RBK
PF32000T3RLG230	PF32000T3RBK230	230 VAC	65	7.95	7.95	3.66	PFA30000T3RLG	PFA30000T3RBK
PF32000T3RLG24	PF32000T3RBK24	24 VDC	65	7.95	7.95	3.66	PFA30000T3RLG	PFA30000T3RBK
PF42500T3RLG	PF42500T3RBK	115 VAC	94	9.92	9.92	4.05	PFA40000T3RLG	PFA40000T3RBK
PF42500T3RLG230	PF42500T3RBK230	230 VAC	94	9.92	9.92	4.05	PFA40000T3RLG	PFA40000T3RBK
PF42500T3RLG24	PF42500T3RBK24	24 VDC	94	9.92	9.92	4.05	PFA40000T3RLG	PFA40000T3RBK
PF43000T3RLG	PF43000T3RBK	115 VAC	155	9.92	9.92	4.05	PFA40000T3RLG	PFA40000T3RBK
PF43000T3RLG230	PF43000T3RBK230	230 VAC	155	9.92	9.92	4.05	PFA40000T3RLG	PFA40000T3RBK
PF43000T3RLG24	PF43000T3RBK24	24 VDC	155	9.92	9.92	4.05	PFA40000T3RLG	PFA40000T3RBK
PF65000T3RLG	PF65000T3RBK	115 VAC	297	12.60	12.60	6.18	PFA60000T3RLG	PFA60000T3RBK
PF65000T3RLG230	PF65000T3RBK230	230 VAC	297	12.60	12.60	6.18	PFA60000T3RLG	PFA60000T3RBK
PF66000T3RLG	PF66000T3RBK	115 VAC	462	12.60	12.60	6.18	PFA60000T3RLG	PFA60000T3RBK
PF66000T3RLG230	PF66000T3RBK230	230 VAC	462	12.60	12.60	6.18	PFA60000T3RLG	PFA60000T3RBK
PF66000T3RLG460	PF66000T3RBK460	460 VAC	462	12.60	12.60	6.18	PFA60000T3RLG	PFA60000T3RBK
PF67000T3RLG	PF67000T3RBK	115 VAC	560	12.60	12.60	6.18	PFA60000T3RLG	PFA60000T3RBK
PF67000T3RLG230	PF67000T3RBK230	230 VAC	560	12.60	12.60	6.18	PFA60000T3RLG	PFA60000T3RBK
PF67000T3RLG460	PF67000T3RBK460	460 VAC	560	12.60	12.60	6.18	PFA60000T3RLG	PFA60000T3RBK

Distributed by Gross Automation | +1 (262) 252-1600 | sales@grossautomation.com

Climate Control Filtered Fans

Exhaust Filters

Type 12



- Maintains a UL Tested NEMA Type 12 seal against enclosure
- UL Recognized to UL 508A, category NITW2/8, UL File #E175229
- CSA #246217
- Patented “Click & Fit” design provides a hardware-free installation
- Plastic made from strong, heat resistant ABS-FR, UL 94 V0 fire approved material
- Fluted, durable filter provides superior service life between maintenance (up to 3X alternative filter materials)
- Offered in Light Gray or Black

Part Number Light Gray (RAL7035)	Part Number Black (RAL9011)	Filtration Efficiency %
PFA10000LG	PFA10000BK	88
PFA20000LG	PFA20000BK	91
PFA30000LG	PFA30000BK	91
PFA40000LG	PFA40000BK	91
PFA60000LG	PFA60000BK	91

Exhaust Filters PFA3R Series

Type 3R



- Maintains a UL Tested NEMA Type 3R seal against enclosure
- Patented “Click & Fit” design provides a hardware-free installation
- Plastic made from strong, heat resistant (ABS-FR) UL 94 VO fire approved material
- Fluted, durable filter provides superior service life between maintenance (up to 3X alternative filter materials)
- Offered in Light Gray or Black

Part Number Light Gray (RAL7035)	Part Number Black (RAL9011)	Filtration Efficiency %
PFA20000T3RLG	PFA20000T3RBK	91
PFA30000T3RLG	PFA30000T3RBK	91
PFA40000T3RLG	PFA40000T3RBK	91
PFA60000T3RLG	PFA60000T3RBK	91

Replacement Filters

Type 12/3R (4th Generation)



PFF Series Replacement Filters

- For PF Series Filter Fans (Type 12 and 3R versions)
- Special patent pending fluted filter design increases the time between maintenance by 3X
- Allows for greater CFM air flow in dirty environments
- Sold in Packs of 5

Part Number	Use with 4th Gen FF
PFF10000*	PF/PFA 1XXXX
PFF20000	PF/PFA 2XXXX
PFF30000	PF/PFA 3XXXX
PFF40000	PF/PFA 4XXXX
PFF60000	PF/PFA 6XXXX
PFFT60001	PTF60500/PTFA60500
PFFT60002	PTF60700/61000

*Standard synthetic fiber filter.

PFFT Series Replacement Filters

- For PTF Series Top Mount Filter Fans
- Standard synthetic fiber filter
- Sold in Packs of 5
 - Note: Top mount filter fan units have 4 separate filters per unit - replacement packs (PFFT Series) contain 20 individual filters which will service 5 top mount fan units

You may be looking for our smaller synthetic mesh filters. See our XPFA and DNFF series for more filter specs.

266-485 CFM Top Mount Filterfans *PTF GEN4 Series* Type 12



Features

- Maintains a NEMA 12 seal against enclosure
- UL Recognized to UL 508A, category NITW2/8, UL File #E175229
- Patented "Click & Fit" design provides a hardware free installation!
- Metal Pagoda Cover for rugged environments, easily painted to match machine color
- Fan Motor is CSA Approved

Accessories

- Exhaust Filters...*See Page 260*
- Replacement Filters...*See Page 260*

Quick Link: hammfg.com/PTF60

Part Number	Voltage	Power	H	W	D	Installed Depth	Mating Exhaust Filter
PTF60500LG	115V	24W	4.92	16.93	16.93	1.97	PFA60000LG
PTF60500LG230	230V	24W	4.92	16.93	16.93	1.97	PFA60000LG
PTF60700LG	115V	90W	5.51	18.50	18.50	1.97	PFA60000LG
PTF60700LG230	230V	80W	5.51	18.50	18.50	1.97	PFA60000LG
PTF61000LG	115V	170W	5.51	18.50	18.50	1.97	PFA60000LG
PTF61000LG230	230V	150W	5.51	18.50	18.50	1.97	PFA60000LG

Airflow data	PTF 60500	PTF 60700	PTF 61000	PTFA 60000
Filter material	NEMA 12 Filtermat	NEMA 12 Filtermat	NEMA 12 Filtermat	NEMA 12 Filtermat
Unimpeded airflow	226 CFM	356 CFM	485 CFM	-
Capacity free-flow	113 W/K	177 W/K	242 W/K	-
Airflow in combination	149 CFM	227 CFM	304 CFM	-
(Filterfan + Exhaust Filter)	(PTF 60500 + PFA 60000)	(PTF 60700 + PFA 60000)	(PTF 61000 + PFA 60000)	-
Capacity in combination	74 W/K	113 W/K	152 W/K	-
(Filterfan + Exhaust Filter)	(PTF 60500 + PFA 60000)	(PTF 60700 + PFA 60000)	(PTF 61000 + PFA 60000)	-
Max. static pressure (Airflow = 0)	71 Pa	88 Pa	158 Pa	-
Filtration efficiency	0.81	81%%	0.81	-
Filter material grade	G 3 (DIN EN 779)	G 3 (DIN EN 779)	G 3 (DIN EN 779)	-
Duty cycle	1	1	1	-


Technical data	PTF 60500	PTF 60700	PTF 61000	PTFA 60000
Bearing type	ball bearings	ball bearings	ball bearings	n/a
Fitting position	horizontal	horizontal	horizontal	any
Construction	metal chassis cover powder coated, snapin plastic housing			
Weight	5.5 kg	5.8 kg	6.0 kg	3.1 kg
Safety protection	in accordance with DIN 31 001			
Color	RAL 7035, Light Grey			
Connections	terminal strip	terminal strip	terminal strip	n/a

Technical references and CAD downloads available at www.hammondmfg.com

All dimensions in inches unless specified otherwise

Quality Products. Service Excellence.

105-550 CFM Filtered Fan Boxes *XF Series*



Quick Link: hammfg.com/XF

Description

- In a typical cooling arrangement, the filtered fan box pulls air into the enclosures and the filter grill is used as an air outlet.
- The washable aluminum filter grill and the air filter are easily accessible and can be removed for cleaning.
- The filtered fan boxes are available in either 115 VAC or 230 VAC, 50/60 Hz.
- Filtered passive ventilation can be provided by an exhaust filter for either convection cooling or in combination with a fan in forced air cooling.

Filtered Fan Boxes

Part No.	Free Flow Air Delivery (CFM)	Volts	RPM Nominal	Running Amps	Watts	Fan Housing		
						H	W	D
XF4115	105	115	3000	0.18	15	5.63	5.63	2.38
XF4230	105	230	3000	0.09	15	5.63	5.63	2.38
XF6115	220	115	3300	0.29	33	7.13	7.13	3.00
XF6230	220	230	3300	0.15	33	7.13	7.13	3.00
XF10115	560	115	1600	0.87	60	11.13	11.13	4.56
XF10230	560	230	1600	0.45	60	11.13	11.13	4.56

¹ Dimension for mounting and cabinet cutout. Secure sheet metal with #10 hardware.

Standards

- UR/CUR/CE approved fan motors.
- CSA listed on fan only.

Features

- 115 VAC or 230 VAC, 50/60 Hz.
- 12" lead wires.
- Exceptionally quiet operation.
- Versatile mounting and adaptability.
- Heavy-gauge steel construction.
- Attractive stainless steel grills.
- Shipped with air flow to pressurize. Can be user modified to exhaust.
- Aluminum filter is coated with adhesive baffle surfaces for dust and dirt collection. Can be recoated after cleaning for optimum performance.
- Drilling template included.
- Note: One grill and filter are included with each fan package. Normally, an additional exhaust grill and filter are required for each installation and must be ordered separately.

Accessories

- Filter Coat...*See Page 275*

Exhaust Grill and Filters

Part No.	H	W
XFG4	6.13	7.38
XFG6	7.63	8.88
XFG10	11.63	13.00

¹ Dimension for mounting and cabinet cutout. Secure sheet metal with #10 hardware.

Replacement Filters

Part No.	Pkg. Qty.
XFF4	3
XFF6	3
XFF10	3

Filter Fan Kits *DNFF Series*



The DNFF Fan kit is ideal when sealing a cabinet or enclosure. Unlike the DNFK, the DNFF does not include an AC plug as it is designed to be hard-wired with or without a thermostat.

Features

- Kit includes one (1) of the following:
 - Fan
 - Plastic Filter Grill
 - Filter
 - Metal Grill
 - Wire Cord or Leads (see table)
 - Includes Mounting Hardware
- Flame retardant, ABS plastic filter fan grill is moulded in a choice of four finishes to match our racks & accessories.
 - “BK” (Black)
 - “GY” (ANSI 61 Gray)
 - “LG” (Light Gray - RAL7035)
- Fan component is UL recognized to UL 507, and cUL recognized or CSA certified to CSA-C22.2 No. 113.
- The filter is designed to meet IP5X dust resistance.
- If required, complementary exhaust filter grill kits (without fan) available - see XPFA Series

Quick Link: hammfg.com/DNFF

Part No.	Part No.	Part No.					
Black Filter Grill	ANSI 61 Gray Filter Grill	Light Gray Filter Grill	VAC	Fan Size	CFM	Cord Length	Noise (dB)
DNFF080BK115	DNFF080GY115	DNFF080LG115	115	3.15	32	11 Inch leads	34
DNFF120BK115	DNFF120GY115	DNFF120LG115	115	4.70	105	24 Inch cord	56
DNFF150BK115	DNFF150GY115	DNFF150LG115	115	6.00	230	12 Inch leads	53
DNFF254BK115	DNFF254GY115	DNFF254LG115	115	10.00	550	24 Inch cord	60
DNFF080BK230	DNFF080GY230	DNFF080LG230	230	3.15	32	11 Inch leads	34
DNFF120BK230	DNFF120GY230	DNFF120LG230	230	4.70	105	24 Inch cord	56
DNFF150BK230	DNFF150GY230	DNFF150LG230	230	6.00	230	12 Inch leads	53
DNFF254BK230	DNFF254GY230	DNFF254LG230	230	10.00	550	24 Inch cord	60

CG and 254 sizes are End-of-Life. Available while supplies last.

Filter Fan Grills *XPFA Series*



Features

- Create your own filter fans or exhaust grills
- Mounts easily with 4 screws using template and hardware provided.
- Designed to meet IP5X dust resistance.
- Complete with flame retardant ABS plastic grill and flame retardant synthetic filter.
- Integral EVA foam gasket on the reverse side of grill seals against the mounting surface.
- Hole cutout is NOT critical as the rear of the filter grill seals to the surface (see rear photo below)
- Can be used with standard 3.15" or 4.7" square fans or alone as an exhaust grill
- Moulded in a choice of four colors to match our racks & accessories.
 - "BK" (Black)
 - "CG" (Gray/Beige - RAL7032)
 - "GY" (ANSI 61 Gray)
 - "LG" (Light Gray - RAL7035)

This product is not intended to maintain NEMA Type Ratings. Please see our NEMA Rated Filter Fans.

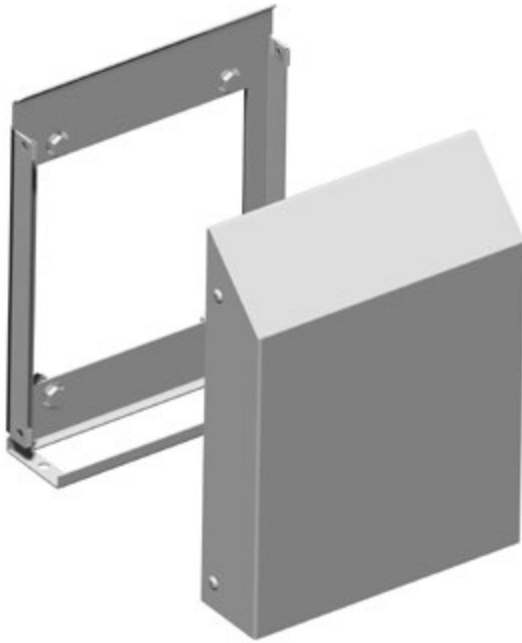
Quick Link: hammfg.com/XPFA

Replacement Filters (Sold in Pack of 5)

Part No.	Use with Fan Size	Use with XPFA Series	Use with DNFF Series
PFF1000	3.15	XPFA80	DNFF080
PFF2000	4.70	XPFA120	DNFF120
PFF4000	7.72	XPFA150	DNFF150
PFF6000	12.00	XPFA254	DNFF254

Part No.	Part No.	Part No.	Part No.	Overall Dimensions			Use With Square Fan Size
				H	W	D	
XPFA80BK	XPFA80CG	XPFA80GY	XPFA80LG	4.14	4.14	0.63	3.15
XPFA120BK	XPFA120CG	XPFA120GY	XPFA120LG	5.91	5.91	0.94	4.70
XPFA150BK	XPFA150CG	XPFA150GY	XPFA150LG	7.72	7.72	0.94	6.00
XPFA254BK	XPFA254CG	XPFA254GY	XPFA254LG	12.00	12.00	0.94	10.00

Filterfan Rainhoods - 3R *RH Series*



Quick Link: hammfg.com/RH

Application

- Type 3R / Outdoor Rainhoods
- Protection against rain and snow or large airborne debris
- Sold individually

Features

- Easy installation
- Covers many external mounted Fans & Grills
- Fits PF2000/PF22000 thru PF5/6/7000 series Filterfans
- Tamperproof hardware and sealing gasket provided

Standards

- UL 508A type 3R
- CSA C22.2 #94-M1

Finish

- Cover offered in ANSI61 gray or RAL7035 light gray powder coated finish on mild steel
- Also offered in stainless steel 304 #4 finish
- Base in Galvanized sheet steel

Grill/Solid Cover Kit

- Offered in galvanized steel and stainless steel versions
- Can be installed in bottom opening of rain hood
- Grill allows ventilation while preventing unwanted entry of large contaminants
- Solid cover allows sealing of opening when fan/filter not in use (offered only with the galvanized steel kits)

Climate Control Filtered Fans

Overall Dimensions					
Part No.	H	W	D	Use with	Finish
RH20000GY	10.44	7.77	2.17	PF2000/PF22000 Series	ANSI 61 Gray
RH20000LG	10.44	7.77	2.17	PF2000/PF22000 Series	RAL7035
RH20000SS	10.44	7.77	2.17	PF2000/PF22000 Series	Stainless Steel
RH40000GY	14.57	11.71	3.35	PF25, 30, 32, 43000 Series	ANSI 61 Gray
RH40000LG	14.57	11.71	3.35	PF25, 30, 32, 43000 Series	RAL7035
RH40000SS	14.57	11.71	3.35	PF25, 30, 32, 43000 Series	Stainless Steel
RH60000GY	15.88	14.66	4.33	PF5,6,7000, 65, 67000 Series	ANSI 61 Gray
RH60000LG	15.88	14.66	4.33	PF5,6,7000, 65, 67000 Series	RAL7035
RH60000SS	15.88	14.66	4.33	PF5,6,7000, 65, 67000 Series	Stainless Steel

Grill/Solid Cover Kit

Part No.	Description	Use With	Finish
RHA20000G	Vented grill and solid plate	RH20000GY,LG	Galvanized Steel
RHA40000G	Vented grill and solid plate	RH40000GY, LG	Galvanized Steel
RHA60000G	Vented grill and solid plate	RH60000GY,LG	Galvanized Steel
RHA20000S16	Vented grill only	RH20000SS	Stainless Steel
RHA40000S16	Vented grill only	RH40000SS	Stainless Steel
RHA60000S16	Vented grill only	RH60000SS	Stainless Steel

Filterfan Rainhoods - 4/4X RHN4 Series



Quick Link: hammfg.com/RHN4

Application

- Type 4/4X (IPx6) Rainhoods (when used with PF Series Filterfans)
- Ideal for locations with high exposure to spraying water
- Painted galvanized steel version for Type 4
- 304 and 316 stainless steel versions for Type 4X
- Specially gasketed, 316 stainless steel, sanitary version for FDA compatible Type 4X
- Sold individually

Features

- Easy installation - mounting bracket installed around cutout and rainhood slides down over bracket

- High compression, closed cell black gasket with multiple seal dams ensure tight, waterproof seal
 - Sanitary version has special FDA compatible, white multiple seal gasket
- Direct spray barrier/baffle designed to maximize airflow while providing superior protection from overspray

Standards

- UL / cUL Listed Type 4 or 4X (as noted)
 - must be used in combination with PF Series Filterfan

Finish

- Base mounting bracket - unpainted 304 SS
- Rainhood Covers
 - Type 4 - ANSI61 Gray (GY) or RAL7035 Light Gray (LG) powder coated finish on galvanized steel
 - Type 4X - 304 or 316 stainless steel with #4 brushed finish
 - Sanitary Type 4X - 316 stainless steel with #4 brushed finish

Grill/Solid Cover Kit

- Can be installed in bottom opening of rain hood
- Grill allows ventilation while preventing unwanted entry of large contaminants
- Solid cover allows sealing of opening when fan/filter not in use

Part No.	Overall Dimensions			Use with	Rating/Finish
	H	W	D		
RH20000N4GY	10.44	8.70	3.56	PF22000/PFA20000	Type 4 / ANSI 61 Gray
RH20000N4LG	10.44	8.70	3.56	PF22000/PFA20000	Type 4 / RAL7035
RH20000N4SS	10.44	8.70	3.56	PF22000/PFA20000	Type 4X / 304 Stainless Steel
RH20000N4S16	10.44	8.70	3.56	PF22000/PFA20000	Type 4X / 316 Stainless Steel
RH20000N4SSFDA	10.44	8.70	3.56	PF22000/PFA20000	Sanitary Type 4X / 304 Stainless Steel
RH20000N4S16FDA	10.44	8.70	3.56	PF22000/PFA20000	Sanitary Type 4X / 316 Stainless Steel
RH30000N4GY	12.68	10.87	3.56	PF3X000/PFA30000	Type 4 / ANSI 61 Gray
RH30000N4LG	12.68	10.87	3.56	PF3X000/PFA30000	Type 4 / RAL7035
RH30000N4SS	12.68	10.87	3.56	PF3X000/PFA30000	Type 4X / 304 Stainless Steel
RH30000N4S16	12.68	10.87	3.56	PF3X000/PFA30000	Type 4X / 316 Stainless Steel
RH30000N4SSFDA	12.68	10.87	3.56	PF3X000/PFA30000	Sanitary Type 4X / 304 Stainless Steel
RH30000N4S16FDA	12.68	10.87	3.56	PF3X000/PFA30000	Sanitary Type 4X / 316 Stainless Steel
RH40000N4GY	14.65	12.84	3.56	PF4XX00/PFA40000	Type 4 / ANSI 61 Gray
RH40000N4LG	14.65	12.84	3.56	PF4XX00/PFA40000	Type 4 / RAL7035
RH40000N4SS	14.65	12.84	3.56	PF4XX00/PFA40000	Type 4X / 304 Stainless Steel
RH40000N4S16	14.65	12.84	3.56	PF4XX00/PFA40000	Type 4X / 316 Stainless Steel
RH40000N4SSFDA	14.65	12.84	3.56	PF4XX00/PFA40000	Sanitary Type 4X / 304 Stainless Steel
RH40000N4S16FDA	14.65	12.84	3.56	PF4XX00/PFA40000	Sanitary Type 4X / 316 Stainless Steel
RH60000N4GY	17.33	15.51	3.56	PF6XX00/PFA60000	Type 4 / ANSI 61 Gray
RH60000N4LG	17.33	15.51	3.56	PF6XX00/PFA60000	Type 4 / RAL7035
RH60000N4SS	17.33	15.51	3.56	PF6XX00/PFA60000	Type 4X / 304 Stainless Steel
RH60000N4S16	17.33	15.51	3.56	PF6XX00/PFA60000	Type 4X / 316 Stainless Steel
RH60000N4SSFDA	17.33	15.51	3.56	PF6XX00/PFA60000	Sanitary Type 4X / 304 Stainless Steel
RH60000N4S16FDA	17.33	15.51	3.56	PF6XX00/PFA60000	Sanitary Type 4X / 316 Stainless Steel

Technical references and CAD downloads available at www.hammondmfg.com

All dimensions in inches unless specified otherwise

Distributed by Gross Automation | +1 (262) 252-1600 | sales@grossautomation.com

Rack Mount Fan Tray *FT Series*



Features

- Standard 19" rack mount
- Compact and economical rack cooling solution.
- Fan trays can be positioned at the bottom of a rack to force air through the cabinet, at the top to exhaust air out or below specific pieces of equipment for spot cooling
- Choice of two operating voltages 115VAC (or 220VAC) - both 50/60 Hz., thermally protected, ball bearing fans
- Circuit breaker protected
- Low profile 1.75" (1U) of panel space
- 115VAC versions include a 6' 14/3 STJW cord with moulded 3 prong plug (NEMA 5-15P)
- 220VAC versions include an IEC input receptacle (IEC320-C14)
- Integral finger guards above and below fans
- Case width is 17"
- 6 and 9 fan units include an adjustable rear mounting bracket (mounts to rear panel rails) for extra stability
- Shipped fully assembled
- Available with or without on/off switch
- Finished in textured black powder paint
- TAA-compliant for GSA Schedule purchases.
- RoHS Compliant.
- Manufactured in North America.

Quick Link: hammfg.com/FT

115 VAC Fan Trays

Part No. Without Switch	Part No. With Switch	Number Of Fans	Free Flow Air Delivery (CFM)	Power (50/60 Hz.)	Running Amps	Running Wattage	Case Depth	Rear Bracket Depth		Noise (dB)
								Min.	Max.	
FT300TA1BK	FT300HA1BK	3	300	115 VAC	0.5	40	7.50	n/a	n/a	63
FT600TA1BK	FT600HA1BK	6	600	115 VAC	1	80	13.00	2.40	19.20	65
FT900TA1BK	FT900HA1BK	9	900	115 VAC	1.5	120	18.50	7.90	24.70	69

220 VAC Fan Trays

Part No. Without Switch	Part No. With Switch	Number Of Fans	Free Flow Air Delivery (CFM)	Power (50/60 Hz.)	Running Amps	Running Wattage	Case Depth	Rear Bracket Depth		Noise (dB)
								Min.	Max.	
FT300TA1220BK	FT300HA1220BK	3	300	220 VAC	0.26	40	7.50	n/a	n/a	63
FT600TA1220BK	FT600HA1220BK	6	600	220 VAC	0.52	80	13.00	2.40	19.20	65
FT900TA1220BK	FT900HA1220BK	9	900	220 VAC	0.79	120	18.50	7.90	24.70	69

Rack Mount Intake Blowers



Features

- Standard 19" rack mount
- Air delivery from more than 50% of their 17" width
- Internal neoprene isolation mounts reduce transmission of vibration to the rack
- Air intake only, to pressurize the rack with filtered air
- Heavy steel construction
- Attractive 19" stainless steel grille included
- 115 VAC, 50/60 Hz. motor is UL recognized, CSA certified, ball bearing type, cooled by incoming air
- Includes permanent filter (replacement filters available below)
- Comes with a 6ft STJ 3- wire cord
- Optional replacement filters come in a pack of five (5).
- TAA-compliant for GSA Schedule purchases.
- RoHS Compliant.
- Manufactured in North America.

Accessories

- Filter Coat...See Page 275

Part No.	Free Flow Air	Running	RPM	Noise	Blower	Ambient	Mounting Dimensions		Replacement
	Delivery (CFM)	Amps	Nominal	(dB)	Type	Temperature (F)	Rack Units	Height	Filter 5-Pack
HB2160A	145 / 125	0.7	2500 / 3000	62	Transverse Flow	-20 to +250	2U	3.50	HB2UFILTER
HB3250A	155 / 200	1.2	2750 / 3000	72	Double Centrifugal	-20 to +250	3U	5.25	HB3UFILTER
HB4500A	405 / 465	2.5	2750 / 3300	76	Double Centrifugal	-20 to +250	4U	7.00	HB4UFILTER

Fan Panel Assembly



Features

- Choice of two or three fan models - mounted on a standard width 19" rack panel - shipped assembled as shown.
- The front of the panel is punched for finger protection and the rear of the fans assembled with metal guards
- Perfect as an exhaust fan panel or when using "push-pull" cooling (ie..unit pulls air out of the rack cabinet)
- Rugged textured black powder paint finish.
- Two (2) or Three (3) fan daisy chain wire lead/cord, 72" in length.
- TAA-compliant for GSA Schedule purchases.
- RoHS Compliant.
- Manufactured in North America.

Part No.	Number	Voltage	Fan	Mounting Dimensions				
	of Fans	(50/60Hz.)	Panel CFM	Noise (dB)	115VAC Plug	Rack Units	Height	
PPGPFPA	2	115 VAC	210	60	Yes	3U	5.25	
PPGPFPA230	2	230 VAC	210	60	No	3U	5.25	
FP3F115	3	115 VAC	315	63	Yes	3U	5.25	
FP3F230	3	230 VAC	315	63	No	3U	5.25	

Each fan is rated for 22W - 0.57A at 115Vac.

125-1300 W Fan Heater with Thermostat



Features

- Designed to prevent condensation or maintain minimum temperature in enclosures.
- Built in Thermostat. (-18 C to +38 C) (0 F to +100 F)
- Fan Auto/On switch with pilot light for Heat On indication
- High temperature safety protection
- Aluminum alloy outer casing
- Connection via terminal block.
- 1300W models are cURus approved only.

Part No.	Watts	Voltage	Hz	CFM	Overall Dimensions
					Height x Width x Depth
FLHTF125A115	125 W	120 V	60	20	5.5" x 4.0" x 5.3"
FLHTF125A230	105/125 W	220/240 V	50/60	20	5.5" x 4.0" x 5.3"
FLHTF200A115	200 W	120 V	60	20	5.5" x 4.0" x 5.3"
FLHTF200A230	165/200 W	220/240 V	50/60	20	5.5" x 4.0" x 5.3"
FLHTF400A115	400 W	120 V	60	20	7.5" x 4.0" x 5.3"
FLHTF400A230	335/400 W	220/240 V	50/60	20	7.5" x 4.0" x 5.3"
FLHTF800A115	800 W	120 V	60	20	7.5" x 4.0" x 5.3"
FLHTF800A230	670/800 W	220/240 V	50/60	20	7.5" x 4.0" x 5.3"
FLHTF1300A115	1300 W	120 V	60	50	7.5" x 5.6" x 6.9"
FLHTF1300A230	1080/1300 W	220/240 V	50/60	50	7.5" x 5.6" x 6.9"

250-400 W Fan Heater



Features

- For use when larger heating capacities or internal forced air circulation is required.
- Designed to prevent condensation or maintain minimum temperature in enclosures.
- Thermostats are also available.

Accessories

- Temperature Controls and Accessories...See Page 275

Part No.	Watts	Surface Temperature	Starting Current	Dimensions
				Length x Width x Depth
SHGL04600	250	167°F	2.2 A	7.00 x 3.15 x 3.15
SHGL04601	400	167°F	3.5 A	9.76 x 3.15 x 3.15

Operating Voltage:	AC 110-120 V, 50/60 Hz
Circulation Power:	20 CFM Free Blowing
Axial Fan:	Ball Bearing
Durability:	30,000 hrs. at 68°F ambient temperature
Heating Element:	Resistance heating element with temperature limiter
Heating Body:	Extruded aluminum, black anodized
Connection:	3 pole terminal for 12 AWG
Mounting:	Easily installed by clip mounting on 35 mm DIN rails (included)
Protection Class:	1 (tested for grounding at 1250 V)
Protection:	IP20
Approval:	UL Recognized Component, cUL Recognized Component, CE

550-650 W High Wattage Fan Heater



Features

- For large heating capacity requirements.
- Maintains minimum operating temperatures in enclosures.
- Helps prevent failures to components caused by condensation and corrosion.
- Built-in thermostat and control light.
- Heating power adjusts to ambient temperature.
- Heat exits top of fan heater. (Add 2" clearance for heat-sensitive parts.)
- Body of heater is touch safe.

Part No.	Watts	Inrush		Temperature
		Current (Amps)	Volts	Maximum with Fan
SCR027009	550 W	14 A	AC 120	250°F/120°C
SCR027009230	550 W	13 A	AC 230	250°F/120°C
SCR027019	650 W	15 A	AC 120	320°F/160°C

Air Flow:	20 CFM (550W), 26 CFM (650W)
Thermostat Range:	32 - 140 degrees Fahrenheit
Heating Element:	PTC - Semiconductor/resistor
Housing:	Plastic, rated UL94-VO
Connection:	3 pole terminal, AWG 14 max (2.5 mm2)
Mounting:	Clip for 35mm DIN rail
Protection Class:	II (Double Insulated)
Protection Type:	IP20
Approval:	UL Recognized Component, cUL Recognized Component, CE

15-150 W Heater



Features

- Designed to provide enclosed electronic, pneumatic, hydraulic and mechanical equipment with protection from low temperatures, condensation and corrosion.
- The PTC (Positive Temperature Coefficient) heater unit maintains a stable temperature environment within enclosures, allowing critical components to perform with consistent reliability for longer periods.
- Push connectors for quick and easy wiring
- Used in combination with Normally Closed Thermostat or Humidistat

Accessories

- Temperature Controls and Accessories...*See Page 275*

Part No.	Watts ¹	Max. Current ²	L
SHG14000	15W	1.1A	2.60
SHG14001	30W	1.2A	2.60
SHG14003	45W	1.8A	2.60
SHG14005	60W	2.5A	5.50
SHG14006	75W	4.5A	5.50
SHG14007	100W	5.0A	5.50
SHG14008	150W	7.5A	8.70

¹ At 68oF (20oC) ambient temperature

² Inrush current

Operating Voltage:	AC 110 - - 250 V
Heating Element:	PTC resistor, self regulating surface temperature
Heating Body:	Anodized extruded aluminum
Connection:	Push-type terminals for stranded and solid wire 3 x AWG 20 AWG 16 (0.5 - 1.5 mm2)
Mounting:	Easily installed by clip mounting on 35 mm DIN rails (included)
Protection Class:	I, test voltage 1600 V
Protection:	IP20
Approval:	UL Recognized Component, cUL Recognized Component, CE

10-30 W Mini Radiant Heaters



Features

- Designed for use in small enclosure housing or for heating of isolated spots in sensitive areas
- Compact design
- Used in combination with Normally Closed Thermostat or Humidistat

Accessories

- Temperature Controls and Accessories...*See Page 275*

Part No.	Watts	Max. Current	X	Y	Z	L
SHGM1410	10	1	1.16	1.77	1.97	12.00
SHGM1420	20	1.1	1.16	1.77	1.97	12.00
SHGM1430	30	1.2	1.16	1.77	1.97	12.00

Operating Voltage:	110-250 AC 50/60 Hz
Heating Element:	PTC resistor, self regulating surface temperature
Heating Body:	Aluminum, black anodised
Max surface temperature:	10w @ 203°F/95°C 20w @239°F/115°C 30w @284°F/140°C
Connection:	Connecting cable 11.8"
Mounting:	Din rail 35mm profile
Protection class:	IP20
Approval:	UL Recognized Component, cUL Recognized Component, CE

100-400 W Control Panel Heater



Features

- When larger heating capacities or internal forced air circulation is required and space is limited.
- Compact design to prevent condensation or maintain minimum temperature in enclosures.
- Fan is included.

Accessories

- Temperature Controls and Accessories...*See Page 275*

Part No.	Watts	Operating Current (Amps)	Volts	Temperature Maximum with Fan
SHV031029	100 W	0.89	AC 120	250°F/120°C
SHV031039	150 W	1.3	AC 120	320°F/160°C
SHV031139	200 W	1.79	AC 120	250°F/120°C
SHV031149	300 W	2.62	AC 120	320°F/160°C
SHV031159	400 W	3.45	AC 120	360°F/180°C

Operating Voltage:	AC 110 -120 V 50/60 Hz
Air Flow:	20 CFM (100W, 150W heaters), 63 CFM (200W, 300W, 400W heaters)
Axial Fan:	Ball bearing
Durability:	30,000 hrs. at 68°F ambient temperature
Heating Element:	Cartridge heater
Heating Body:	Die cast aluminum
Connection:	5 pole terminal for 14 AWG (maximum)
G/L1/N1:	Heater
L2/N2:	Fan
Mounting:	Easily installed by clip mounting on 35 mm DIN rails (included)
Protection class:	1 (tested for grounding at 1250 V)
Protection:	IP44
Approval:	UL Recognized Component, cUL Recognized Component, CE

Large Rainproof Ventilator



- Designed to equalize internal / external pressure and temperature
- Ventilators assist in condensation prevention by allowing enclosures to breathe
- Suitable for most types of metallic and non-metallic enclosures
- Molded in corrosion resistant UV stabilized polycarbonate, finish RAL7035 Light Gray
- Gasket protection to enclosure wall
- Approximately 2.73" (69mm) high x 1.99" (51mm) wide
- Mount to enclosure wall thickness up to .16" (4mm) with standard screws
- Internal vent channel & grille reduces insect intrusion
- Complies with NEMA Type 3R, IEC 60529 IP24
- Package quantity 1

Part No.	SDV280-1
----------	----------

Small Rainproof Ventilator



- Designed to equalize internal / external pressure and temperature
- Ventilators assist in condensation prevention by allowing enclosures to breathe Suitable for most types of metallic and non-metallic enclosures
- Molded in corrosion resistant UV stabilized polycarbonate, finish RAL7035 Light Gray
- Gasket protection to enclosure wall
- Approximately 1.18" (30mm) high x 0.98" (25mm) wide
- Mount to enclosure wall thickness up to .16" (4mm)
- Internal vent channel & grille reduces insect intrusion
- Complies with NEMA Type 3R, IEC 60529 IP24
- Package quantity 1

Part No.	SDV180-1
----------	----------

Pressure Compensation Plug



- Packaged individually.
- Provides for controlled pressure compensation due to temperature variations (i.e. night/day operation).
- When mounted to bottom of enclosure, this unique design provides a method of effectively draining moisture from within the enclosure
- Recommend two plugs per cabinet in opposite locations.
- Pipe Thread M20 x 1.5 (minimum cutout 20.2 mm / 0.80 inches)
- Recommended Torque 10 NM

Part No.	BDN4XN1
----------	---------

CSA/A Ex Approvals: Class I, Zone 1, Ex e II

Class I Division 2 Groups ABCD

Class II EFG, Class III

Ingress Protection: IP66, CSA Enclosure Type NEMA 4X

Impact Resistance: 20Nm (7Nm GF Nylon)

Materials: Durethan BKV 30 N1 30% Glass Filled Nylon

O Ring - Nitrile

Fixing nut - Brass

Operating Temp: -50C to +85C

Technical references and CAD downloads available at www.hammondmfg.com

All dimensions in inches unless specified otherwise

Breather Kit



- Packaged individually.
- Provides for controlled pressure compensation due to temperature variations (i.e. night/day operation).
- Recommend two plugs per cabinet in opposite locations.
- Minimum cutout diameter 1.46"
- Includes sealing gasket

Dimensions	
Part No.	(Diameter x Depth)
SDA412	2.6" x 1.2"

Mounting:	PG 29 (1.14") thread with union nut, minimum cutout diameter
Material:	Polycarbonate UL94VO
Protection:	IP45
Color:	RAL 7035 Light Gray
Operating Temperature:	- 45 °C +70 °C
UV Rating:	per UL746C (F1)

Ventilation Kit Type 4X




- Designed to equalize internal / external pressure and temperature
- Ventilators assist in condensation prevention by allowing enclosures to breathe
- Internal baffles create airflow pattern that allows air to pass between the inside of the enclosure to the outside environment
- Molded in corrosion resistant polycarbonate material finish in RAL7035 Light Gray
- Designed for use with enclosure wall thickness from 16 gauge to 1/4 "
- Compatible for use with both metallic and non-metallic enclosures
- Installation template included
- Package quantity 2

Part No.	SDVN4XN2
----------	----------

Ingress Protection	UL & CSA Type 1,3R,4, 4X IP66
Material	Injected Molded Polycarbonate
Gasket Material	(FIP) Polyurethane
Operating Temperature	266 F to -31F (130 C to -35 C)
Flamability	V-O per UL94
Outdoor rating	UV rating (f1) per UL746C-UV stabilized

Type 3R Louvered Vent Kits



Features

- Provides ventilation in enclosures for either indoor or outdoor locations
- Gasketed sealing kit provides protection to NEMA 3R
- Aluminum filter mesh provides ingress protection for both solid debris and outdoor rain conditions
- Easily field install kit includes all hardware
- Louver plates are offered in both 14 gauge steel with ANSI61 Gray power coat finish or 304 Stainless Steel
- Kits are sold in QTY 1. Replacement filter kits are sold in QTY 2.
- (Note: On Dec 1, 2019 a change was made to some of the previous louver patterns on this series - see table below for new specifications and/or the part drawing files for details. Air flow will be improved from previous designs. No change to plate size, filter size or mounting dimensions.)

Replacement Aluminum Filters

Part Number	Size H x W (in)
LFK55	3.15 x 3.00
LFK56	3.25 x 4.00
LFK66	4.375 x 4.00
LFK68	4.375 x 6.00
LFK88	6.625 x 6.00
LFK610	4.563 x 8.00
LFK810	6.938 x 8.00
LFK1110	9.313 x 8.00
LFK1510	14.062 x 8.00

Part Number		Overall Size H x W (inches)	Number of Louvers	Louver Length (inches)
ANSI 61 Gray	Stainless Steel			
1481L3R55GY	1481L3R55SS	5.56 x 5.30	3	3.00
1481L3R56GY	1481L3R56SS	5.30 x 6.30	3	4.00
1481L3R66GY	1481L3R66SS	6.40 x 6.30	4	4.00
1481L3R68GY	-	6.40 x 8.30	10	2.00
1481L3R88GY	-	8.69 x 8.30	16	2.00
1481L3R610GY	-	6.62 x 10.30	10	3.00
1481L3R810GY	-	9.0 x 10.30	14	3.00
1481L3R1110GY	-	11.37 x 10.30	20	3.00
1481L3R1510GY	-	16.12 x 10.30	34	3.00

Type 1 Louvered Ventilating Plates



Features

- Provides ventilation in enclosures where required.
- Easily installed in the field by cutting a square hole of the proper size and bolting the ventilator in place.
- Finished in gray.
- Hole diameter is 0.22".

Part No.	Plate Size		No. of Louvers	No. of Rows	Louvers Length	Opening Area (in ²)
	Height	Width				
1481L44	5.62	5.50	4	1	4	4.5
1481L66	7.87	7.50	14	2	2	5.3
1481L88	10.56	10.50	18	2	4	20.2

Thermostats



Features

- Designed to provide air temperature control and monitoring in cabinets.
- Thermostat NC (Normally Closed) for the control of heaters and heater fans.
- Thermostat NO (Normally Open) for the control of cooling units, or for switching signal transmitters in case of overheating.
- Available in Fahrenheit or Celsius.

NC - Normally Closed (Red)

- Used in conjunction with heaters.
- Contact opens when rising temperatures reach the set point temperature, shutting heater off.

NO - Normally open (Blue)

- Used in conjunction with fans.
- Contact closes when rising temperatures reach the set point temperature, turning fan on.

Part No.	Scale	Contact Type	Dimensions	
			Height x Width x Depth	Switching Capacity
SKT011409NC	F°	Normally Closed	2.8 x 1.5 x 1.4	15A @ 120VAC, 10A @ 240VAC, 30W @ DC
SKT011409NC-C	C°	Normally Closed	2.8 x 1.5 x 1.4	15A @ 120VAC, 10A @ 240VAC, 30W @ DC
SKT011419NO	F°	Normally Open	2.8 x 1.5 x 1.4	15A @ 120VAC, 10A @ 240VAC, 30W @ DC
SKT011419NO-C	C°	Normally Open	2.8 x 1.5 x 1.4	15A @ 120VAC, 10A @ 240VAC, 30W @ DC

Sensor Element:	Thermostatic bi-metal
Switching difference (hysteresis):	+ or - 4°F (+or- 3°K)
Adjustment Range:	30 - 140°F / 0 - 60°C
Noise Suppression:	N (according to VDE 0875)
Connection:	2 pole terminal for AWG 14 (2.5 mm ²)
Mounting:	Easily installed by clip mounting on 35 or 38mm DIN rail (included)
Housing:	Flame retardant plastic UL94VO
Color:	Gray (SB)
Protection:	IP20
Approval:	UL Recognized Component, cUL Recognized Component, CE

Filter Coat



- Provides a filter adhesive with a grease-like consistency which absorbs and traps dust particles.
- 10 oz. bottle with environmentally friendly trigger spray.

Part No.	1475Q
----------	-------

Twin Thermostats



Features

- Designed to provide air temperature control and monitoring in cabinets
- Twin thermostats integrates two independently switchable thermostats, unlike thermostats with changeover contacts, connected devices can be switched in different temperature ranges.
- Available with N.C/N.O., N.C/N.C., N.O/N.O.

	Part Number		
Scale: (Fahrenheit)	SKTD541	SKTD542	SKTD543
Scale: (Celsius)	SKTD541C	SKTD542C	SKTD543C
Type of contact:	N.C. / N.O. with spring contact	N.C. / N.C. with spring contact	N.O. / N.O. with spring contact
Suitable for the operation of	Fan and Heater	Heaters and Alarms	Fans and Alarms
Switching tolerance:	+ - 4K		
Switching Capacity:	N.C. 240 VAC /10A N.O. 120 VAC / 15 A DC max 30watts		
Adjustment Range:	32-140° F / 0-60° C		
Connection:	Screw terminal for AWG 14 / (2.5mm ²)		
Mounting:	Clip mounting on 35 mm DIN rails		
Dimension	Height 3.17" (80.5mm) Width 2.32" (59mm) Depth 1.5" (38mm)		
Housing:	Flame retardant plastic UL94VO		
Color:	Light Gray RAL7035		
Protection:	IP20		
Approval:	UL Recognized Component, cUL Recognized Component, CE		

Mechanical Humidistat



Features

- Mechanical Humidistat regulates the control of heaters or fans whenever the preset level of relative humidity.

Part No.	Dimensions Height x Width x Depth	Switching Capacity
SKH600NCC	3.5 x 1.5 x 1.8	NOC FAN AC 120 V - 2A
		NOC FAN AC 240 V - 2A
		NCC Heater AC 120 V - 5A
		NCC Heater AC 240 V - 5A
		DC 30 Watts

Control Range:	40 to 90% r.H.
Differential Gap:	Approximately 5%
Switch Point Accuracy:	+/- 4% based on 50% r.H.
Working Temperature Range:	30°F to 140°F (0°C to 60°C)
Storage Temperature:	-5°F to 180°F (-20°C to 80°C)
Type of Contact:	Change-over switch
Sensor:	Polyamide band
Type of Connection:	2-pole clamp, For AWG14 (2.5mm ²)
Color:	RAL 7035 - Grey
Protection Category:	IP20
Mounting:	Easily installed by clip mounting on 35mm DIN rail (7 included)
Approval:	CE

Humidity and Temperature Control



Features


- Designed to provide both air temperature and humidity control as well as monitoring in electrical and electronic enclosures.
- Independently senses the relative humidity and temperature. Resistive and inductive loads (heaters or filter fans) can be switched.
- Highly effective in ATMs, parking control gates, ticket dispensers and traffic control systems where equipment is exposed to wide ranging outdoor elements.

Part No.	Dimensions Height x Width x Depth	Temperature Display	Operating Voltage
SKTH012009	3.0 x 2.4 x 1.77	+32 to + 140 F	100 - 240 VAC 50/60 Hz (min 90 V , max 265 V)
SKTH012009-C	3.0 x 2.4 x 1.77	0 to +60 C	100 - 240 VAC 50/60 Hz (min 90 V , max 265 V)

Switching Difference (temperature)	2K (+/- 1K at 25C (+77F) 50% RH)
Switching Difference (humidity)	4% RH (+/- 1K at 25C (+77F) 50% RH)
Setting range (humidity)	50 to 90% RH
Reaction time	aprox 5 sec
Contact type	Change over (relay)
Service life	NO/NC 30,000 cycles
Max Switching Relay output	10A Resistive / 1.6A inductive @ 240 VAC 0.6 @ 60 VDC
Max inrush current	AC 30 A for 10 sec
Case	Plastic UL 94V-O light Gray
Mounting	35 mm Din rail
Weight	3.5 oz . 100g
Protection	IP20
Approvals	UL file E164102 / UR componet / CE

Filter Kits

For DTS3XXX Series



- Field install kit for Condenser Fan intake
- Washable Aluminum mesh (except where noted)

Part Number	Description
18881500008	Aluminum filter kit for DTS 3021/3031 series
18881500005	Aluminum filter kit for DTS 3041/3061 series
18881500009	Aluminum filter kit for DTS 31xx series (except 31x5 and SL version)
18881500006	Aluminum filter kit for DTS 31x1 SL series
18380000025	Aluminum filter kit for DTS 31x5 series
18881500001	Aluminum filter kit for DTS 32xx series (except 32x5)
18881500007	Aluminum filter kit for DTS 32x5 series
18881500010	Filter kit for DTS 34xx series (pkg 5 - filter media)
18881500004	Aluminum filter kit for DTS 36xx series

Condensate Bottle



Features

- External container for collecting the accumulating condensed water
- Holds 33 oz (1 litre)
- For use with DTS, DTT, PWS series

Part No.	18314000100
----------	-------------

Premium Quick Filters

Externally Mounted Filter Roll



PQF Premium Quick Filter

- Quick, easy installation & filter replacement
- Remove and replace with new filter in seconds
- Suitable for use on any air-inlet opening on any type of equipment.
- Externally mounted using magnetic strips (included)
 - Note magnet not compatible with stainless steel or non-metallic - requires alternate mounting
- Flame retardant material is 40g/m² and 0.29mm thick.
- Filters out particulates (from 145 to 60µm) and oily mist from an air inlet
 - For pre-filtering, PQF does not provide IP or NEMA Type Rating.
- Each size is sold in roll of 60 tear-able square sheets: 200mm (8"), 300mm (12") and 400mm (16")

Part Number	Sheet Size
PQF200	200x200mm (8x8") - 60 sheets/roll
PQF300	300x300mm (12x12") - 60 sheets/roll
PQF400	400x400mm (16x16") - 60 sheets/roll

Water Condensate Evaporator



- High performance evaporation kit
- Easy to retrofit on any cooling unit

Part No.	KVDTX
----------	-------

Technical Data

Max. Water Volume 13.5 oz (400 ml)

Evaporation Rate 3.4 oz/hr (100 ml/hr)

Electrical Data

Voltage(s) 230v /115v

Frequency 50/60 Hz

Voltage Range 100-240v

Max. Power 125 W

Power Range 20-110 W

Nominal Current 0.5 A (230v) / 0.8 A (115v)

Starting Current 1.3 A

Zero Water Current 0.09 A (230v) / 0.18 A (115v)

Mechanical Data

Height x Width x Depth 3.35" x 10.35" x 4.00"

(85 x 263 x 102 mm)

Finish Stainless Steel

Weight 2.6 lbs (1.175 Kg)

Distributed by Gross Automation | +1 (262) 252-1600 | sales@grossautomation.com

Climate Control Temperature Controls and Accessories