MIXO ONE CXA - MXA

inserts MIXO		page:
CX 01 G	1 module	264
CX 02 7	1 module	266
CX 02 4	1 module	267
CX 02 4A, CX 02 4B	1 module	268
CX 03 4	1 module	269
CX 03 4B	1 module	270
CX 3/4 XD	1 module	271
CX 04 X	1 module	272
CX 05 S	1 module	-
CX 05 SH	1 module	274
CX 06 C, CX 06P C	1 module	275, 276
CX 08 C	1 module	277
CX 02 CH *)	1 module	279
CX 12 D, CX 17 D	1 module	281, 282
CX 25 IB	1 module	284
CX 25 I	1 module	-
CX 08 I6	1 module	286
CX 01 9V, CX 01 9VT	1 module	296, 298
CX 04 L	1 module	299
CX 04 R	1 module	300
CX 04 SC	1 module	301
CX 01 J8, CX 01 J8I	1 module	302
CX 03 P, CX 02 P	1 module	312

*) can be used only with CXA 01 I and MXA 01 V32 enclosures

bulkhead mounting housing with single lever

hoods with 2 pegs

description	part No.	part No.	entry M
with lever	**CXA 01 I**		
with pegs, side entry (in 2 parts)		**MXA 01 O25**	25
with pegs, top entry (in 2 parts)		**MXA 01 V25**	25
with pegs, top entry (in 2 parts)		**MXA 01 V32**	32

PE terminal
On both the bulkhead mounting housing and on the hood front part, PE screw terminal without protection plate, zinc plated steel terminal screw with rounded tip.
Connecting capacity:
0,5 mm² (20 AWG) – 10 mm² (8 AWG) both unprepared and prepared stranded copper wire.
PE terminal screw head footprint:
for Ph1 or 1,0x5,5 mm flat screwdriver, recommended torque 1,2 Nm (10.6 lb.in)
NOTE:
Some regulations may require conductor preparation with a crimped end sleeve.
Recommended crimp shape: square, e.g. by using Rennsteig ferrule crimping pliers PEW 8.85 (610 1853).

CXA I

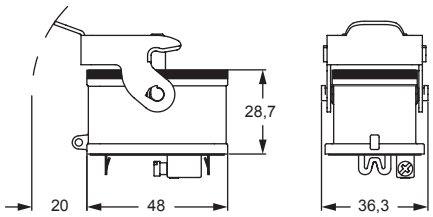

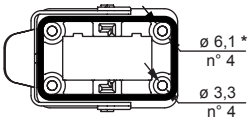

* for M3 fixing screws (not supplied) with maximum 6 mm head diameter

panel cut-out for bulkhead mounting housings

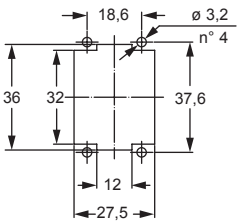

MXA O25

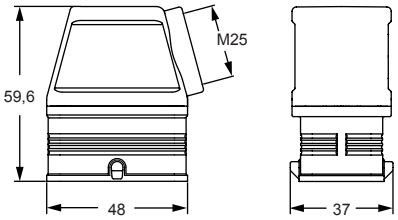

MXA V25

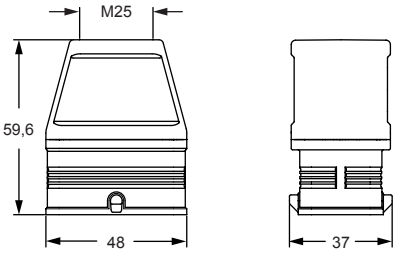

MXA V32

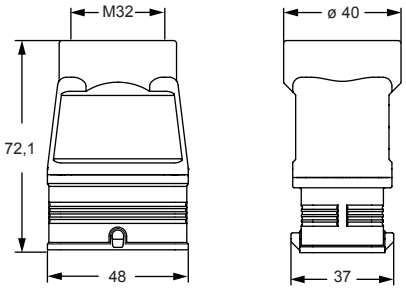

cURus
Type 4/4X/12 pending

IP65 according to IEC/EN 60529

MIXO ONE