MALE		FEMALE
PIN #	Wiring	PIN #
1	---------	1
2	---------	2
3	---------	3
4	---------	4

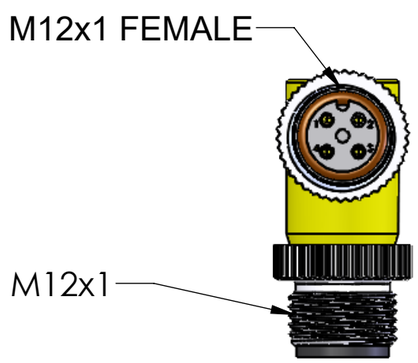

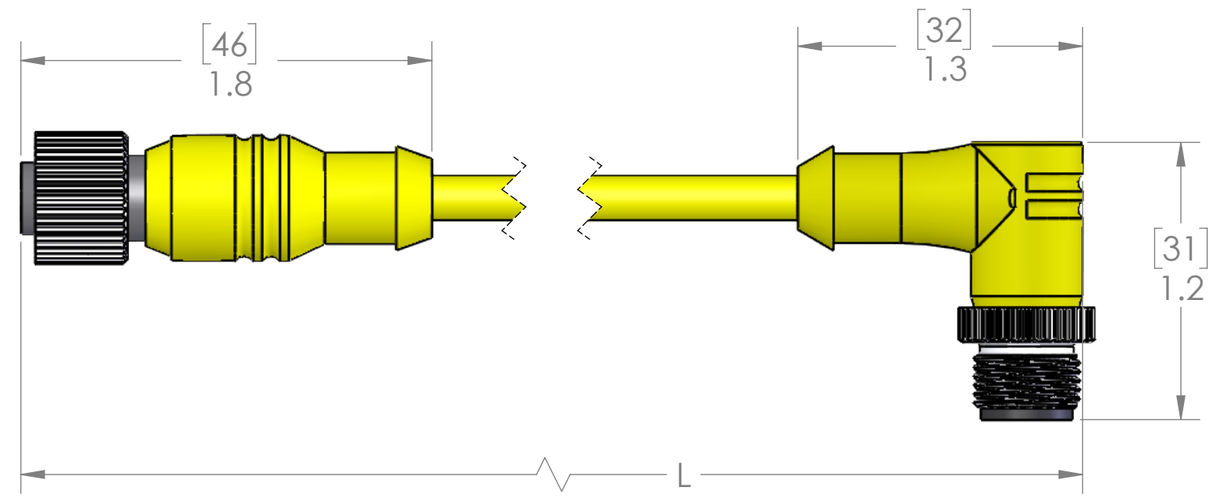

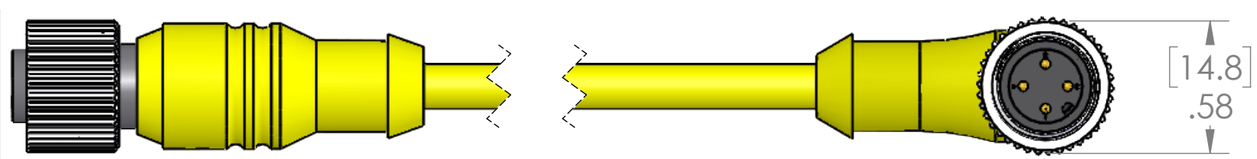

TABLE A		
P/N	L	STD?
MDC-4MRFP-0.5M	19" [0.5M]	YES
MDC-4MRFP-1M	40" [1M]	YES
MDC-4MRFP-1.5M	59" [1.5M]	NO
MDC-4MRFP-2M	79" [2M]	YES
MDC-4MRFP-3M	118" [3M]	YES
MDC-4MRFP-4M	157" [4M]	YES
MDC-4MRFP-5M	197" [5M]	YES
MDC-4MRFP-6M	236" [6M]	YES
MDC-4MRFP-8M	315" [8M]	NO
MDC-4MRFP-10M	393" [10M]	YES
MDC-4MRFP-15M	590" [15M]	YES
MDC-4MRFP-20M	786" [20M]	NO
MDC-4MRFP-25M	983" [25M]	NO
MDC-4MRFP-30M	1179" [30M]	NO

PARTS LISTED AS NOT BEING STANDARD
MAY HAVE MINIMUM ORDER QUANTITIES

MATERIALS	
BODY:	YELLOW PVC
CONTACTS:	GOLD PLATED COPPER ALLOY
CABLE:	
STYLE:	AWM
AWG:	22 AWG
JACKET:	YELLOW PVC
VOLTAGE:	600V
SHIELD:	NO
COUPLING:	NICKEL PLATED BRASS
INSERT:	POLYAMIDE
O-RING:	FPM
APPROVALS	
US:	UL LISTED
CANADA:	C-UL LISTED
ROHS:	YES
CE & UKCA:	YES
RATINGS	
PROTECTION CLASS:	UL TYPE 4 & 12, IEC IP69

PROPRIETARY AND CONFIDENTIAL

THE INFORMATION CONTAINED IN THIS DRAWING IS THE SOLE PROPERTY OF MENCOM CORPORATION. ANY REPRODUCTION IN PART OR AS A WHOLE WITHOUT THE WRITTEN PERMISSION OF MENCOM CORPORATION IS PROHIBITED.

VOLTS	300V
AMPS	4A
TEMP:	105°C

UNLESS OTHERWISE SPECIFIED:

DIMENSIONS ARE IN INCHES AND [MM]

MATERIAL

FINISH

DO NOT SCALE DRAWING

DRAWN BY	ADM
DRAWN DATE	06/13/2023
CHECKED BY	JJH
CHECK DATE	06/13/2023

COMMENTS:

MENCOM CORPORATION

TITLE:

SIZE	DWG. NO.	REV
B	MDC-4MRFP-ZZ	B

SCALE: 3:2 WEIGHT: SHEET 1 OF 1