



MDC (M12) Series Receptacles

6, 8, 10 & 12 Conductor MDC Series Receptacles, 24AWG

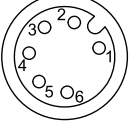

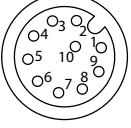
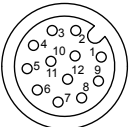


Front Mount Receptacles | Front Lock Nut | PG9 & M16 Threads | 60V, 2A | 30V, 2A | IP69 Rating

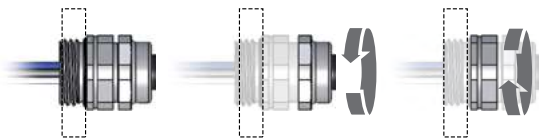


These receptacles are designed for thread mount applications that require keyway orientation.

H Micro-DC (M12) Series Receptacles

# of Poles	Male Faceview	Color Code	Rating	Wire AWG	PG9 Threads		M16 Threads	
					Male Receptacles	Female Receptacles	Male Receptacles	Female Receptacles
6	 M12 x 1	1. Brown 2. White 3. Blue 4. Black 5. Gray 6. Pink	60V 2A	24	MDC-6MR-FLPG9	MDC-6FR-FLPG9	MDC-6MR-FLM16	MDC-6FR-FLM16
8	 M12 x 1	1. White 2. Brown 3. Green 4. Yellow 5. Gray 6. Pink 7. Blue 8. Red	60V 2A	24	MDC-8MR-FLPG9	MDC-8FR-FLPG9	MDC-8MR-FLM16	MDC-8FR-FLM16
10	 M12 x 1	1. White 2. Brown 3. Green 4. Yellow 5. Gray 6. Pink 7. Blue 8. Red 9. Orange 10. Tan	30V 2A	24	MDC-10MR-FLPG9	MDC-10FR-FLPG9	MDC-10MR-FLM16	MDC-10FR-FLM16
12	 M12 x 1	1. White 2. Brown 3. Green 4. Yellow 5. Gray 6. Pink 7. Blue 8. Red 9. Orange 10. Tan 11. Black 12. Violet	30V 2A	24	MDC-12MR-FLPG9	MDC-12FR-FLPG9	MDC-12MR-FLM16	MDC-12FR-FLM16

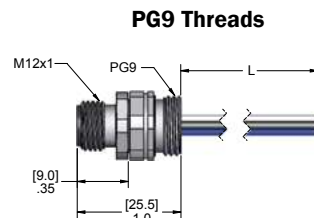
12" leads are standard. Longer lead lengths are available, please consult the factory for part numbers.



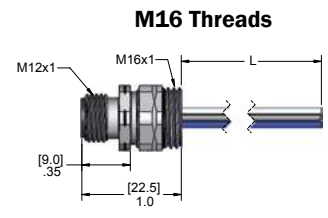
1. Thread the receptacle into your device, leaving a little play between the front connector hex and the locking hex.
2. Adjust the keyway to the orientation you require.
3. Then tighten the locking hex until secure in device.

Specifications:

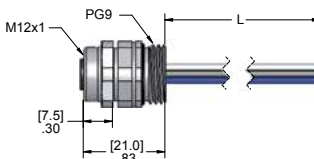
Shell: Nickel Plated Brass
 Insulator: Polyamide
 Wire: 24 AWG: 60V, UL Style 1007/1569
 Contacts: Copper Alloy with Gold Plating
 O-Ring: FPM & NBR
 Temperature: -40°C to 105°C (-40°F to +221°F)



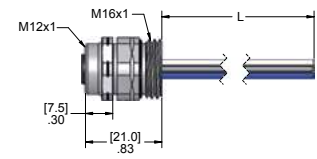
Male Receptacle



Male Receptacle



Female Receptacle



Female Receptacle