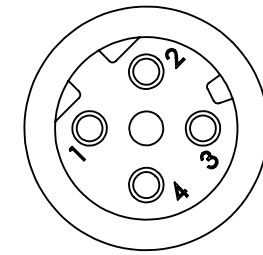
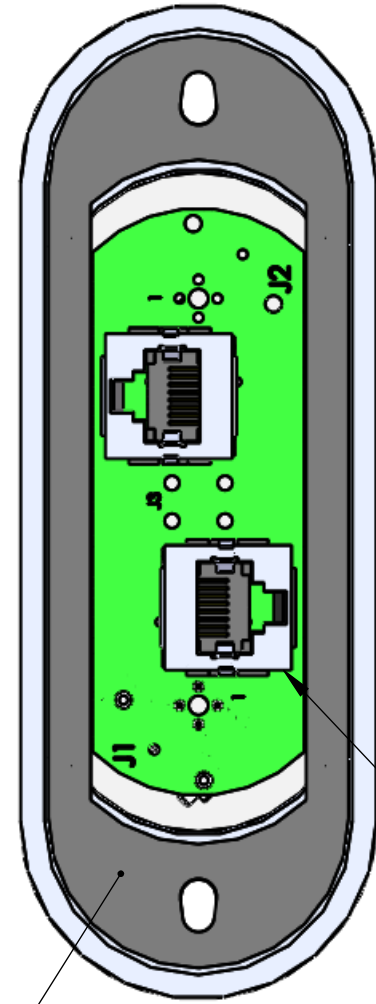
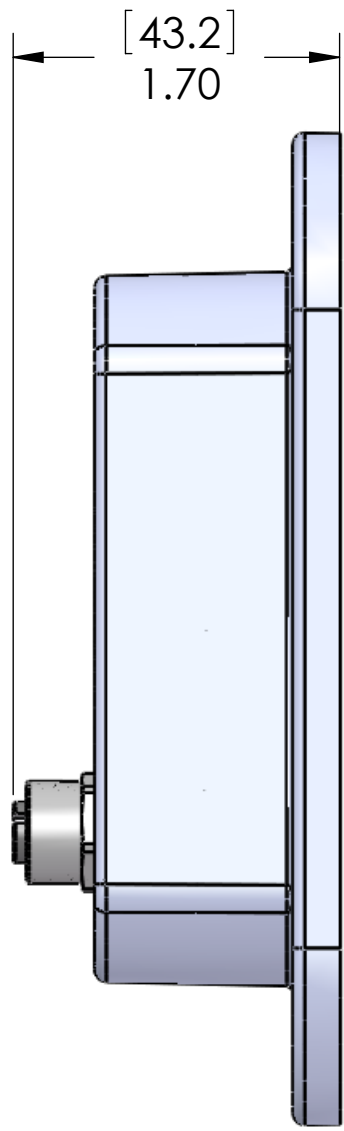
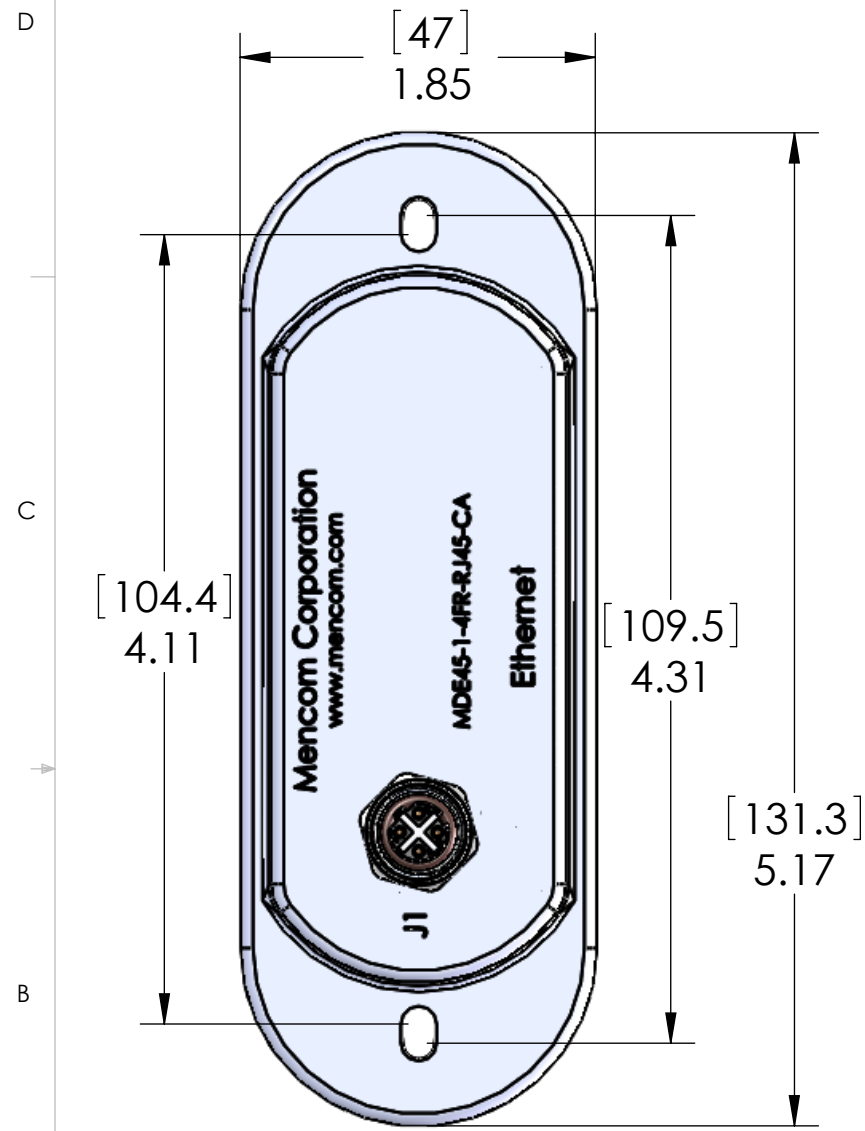
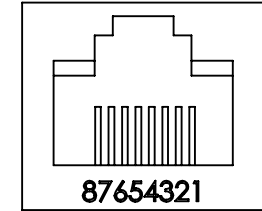


REVISIONS			
REV.	DESCRIPTION	DATE	APPROVED
A	REDRAWN IN SW	9/2/2008	



- 1 = White/Orange (+ TX)
- 2 = White/Green (+ RX)
- 3 = Orange (- TX)
- 4 = Green (- RX)



- 1 = White/Orange (+ TX)
- 2 = Orange (- TX)
- 3 = White/Green (+ RX)
- 4 = N/C
- 5 = N/C
- 6 = Green (- RX)
- 7 = N/C
- 8 = N/C

RJ45 Female Jack (2x)

Included:

- 2 each 10-24 screws (for Form8 conduit bodies)
- 2 each 8-32 screws (for Mark 9 conduit bodies)
- Can be mounted to 3/4" Form 8, Mark 9 and standard conduit bodies.

SPECIFICATIONS:	
HOUSING MATERIAL	GLASS FILLED PBT
RECEPTACLE HOUSING:	NICKEL PLATED BRASS
RECEPTACLE INSERT:	BLACK POLYAMIDE
RECEPTACLE CONTACTS:	GOLD PLATED COPPER ALLOY
O-RING:	FPM
SEALING GASKET:	NBR
OPERATING VOLTAGE:	40V
OPERATING CURRENT:	4A
OPERATING TEMPERATURE	-40°C - +70°C

PROPRIETARY AND CONFIDENTIAL
 THE INFORMATION CONTAINED IN THIS DRAWING IS THE SOLE PROPERTY OF MENCOM CORPORATION. ANY REPRODUCTION IN PART OR AS A WHOLE WITHOUT THE WRITTEN PERMISSION OF MENCOM CORPORATION IS PROHIBITED.

UNLESS OTHERWISE SPECIFIED:		NAME		MENCOM CORPORATION
DIMENSIONS ARE IN INCHES AND [MM]		DRAWN	BEM	
		CHECKED		
		ENG APPR.		
		MFG APPR.		
		Q.A.		TITLE:
		COMMENTS:		SIZE DWG. NO. REV
MATERIAL				B MDE45-1-4FR-RJ45-CA A
FINISH				SCALE: 1:1 WEIGHT: SHEET 1 OF 1
DO NOT SCALE DRAWING				