



# Solenoid Valve Connectors

Form A to MDC (M12) Solenoid Valve Cordsets

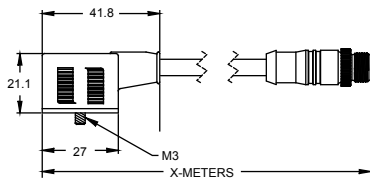


Form A to MDC (M12) Male Plug | EN175301-803 | IP65 Rating

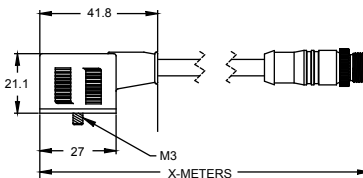
M12 (MDC) 4 Pole Cable								
# of Poles	Voltage	Circuitry	Straight Male			Right Angle Male		
			2 M	5 M	10 M	2M	5 M	10 M
2	250V AC/DC (Maximum)	None	VAN-220-3401	VAN-520-3401	VAN-A20-3401	VAN-220-3402	VAN-520-3402	VAN-A20-3402
	10-50V DC	LED w/ Flyback Diode	VAC-220-3401	VAC-520-3401	VAC-A20-3401	VAC-220-3402	VAC-520-3402	VAC-A20-3402
	24V AC/DC	LED w/ MOV	VAG-220-3401	VAG-520-3401	VAG-A20-3401	VAG-220-3402	VAG-520-3402	VAG-A20-3402
	110V AC/DC	LED w/ MOV	VAJ-220-3401	VAJ-520-3401	VAJ-A20-3401	VAJ-220-3402	VAJ-520-3402	VAJ-A20-3402
M12 (MDC) 5 Pole Cable								
2 + Ground	250V AC/DC (Maximum)	None	VAN-220-3501	VAN-520-3501	VAN-A20-3501	VAN-220-3502	VAN-520-3502	VAN-A20-3502
	10-50V DC	LED w/ Flyback Diode	VAC-220-3501	VAC-520-3501	VAC-A20-3501	VAC-220-3502	VAC-520-3502	VAC-A20-3502
	24V AC/DC	LED w/ MOV	VAG-220-3501	VAG-520-3501	VAG-A20-3501	VAG-220-3502	VAG-520-3502	VAG-A20-3502
	110V AC/DC	LED w/ MOV	VAJ-220-3501	VAJ-520-3501	VAJ-A20-3501	VAJ-220-3502	VAJ-520-3502	VAJ-A20-3502

For cables with 3 + Ground, two standard orientations are available. Please refer to the part number system shown above each drawing. Other circuit options are available, please consult the factory. Individual orders of less than 50 pieces will be manufactured using field wireable M12 connectors.

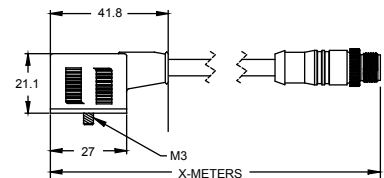
Vxx-x2x-3401



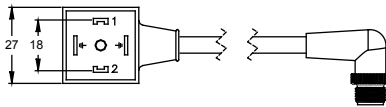
Vxx-x3x-3401



Vxx-x9x-3401

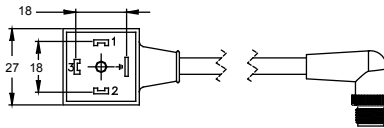


Vxx-x2x-3402



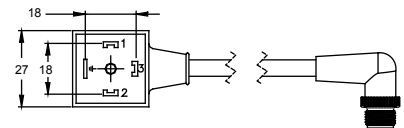
2 Poles + Ground  
(Dual Ground)

Vxx-x3x-3402



3 Poles + Ground  
(Ground Cable Side)

Vxx-x9x-3402



3 Poles + Ground  
(Ground Opposite Cable Side)

### DIN Connector Specifications:

Body: TPE  
 Cable: Black PVC  
 Contacts: Copper Alloy with Silver Plating  
 Gasket: Built in TPE  
 Screw: Zinc Plated Steel  
 Temperature: -25°C to 90°C (-13°F to 194°F)

### MDC Connector Specifications:

Body: Oil Resistant Black PVC  
 Coupling Nut: Nickel Plated Brass  
 Insulator: Polyamide  
 Contacts: Copper Alloy with Gold Plating  
 Temperature: -40°C to 80°C (-40°F to +176°F)

M12 (MDC) 4 Pole	
Valve Pin #	M12 (MDC) Pin #
1	4
2	3
	1, 2 & 5 Not Used

2 + Ground to M12 (MDC) 5 Pole	
Valve Pin #	M12 (MDC) Pin #
1	4
2	3
Ground	5
	1, 2 Not Used

3 + Ground to M12 (MDC) 5 Pole	
Valve Pin #	M12 (MDC) Pin #
	1 Not Used
1	4
2	3
3	2
Ground	5

Valve Connectors

T