THIS DRAWING IS UNPUBLISHED. RELEASED FOR PUBLICATION 20
© COPYRIGHT 20 BY - ALL RIGHTS RESERVED.

REVISIONS

| P | LTR | DESCRIPTION | DATE | DWN | APVD |
|---|---|---|---|---|---|
| | A | INITIAL RELEASED | 08JUN2021 | BP | CW |
| | | | | | |
| | | | | | |
| | | | | | |

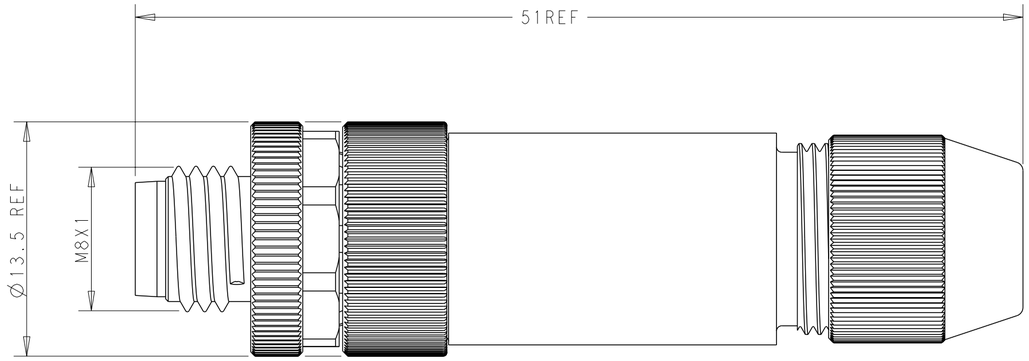


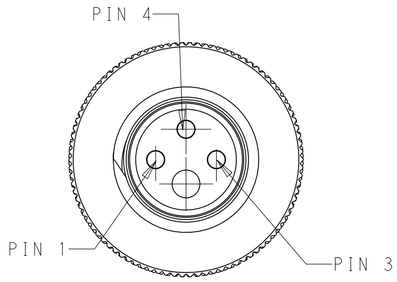


3POS

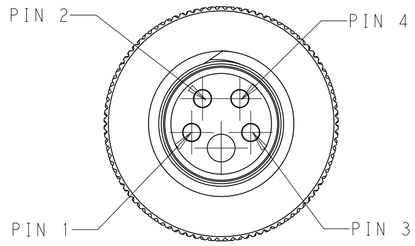


4POS

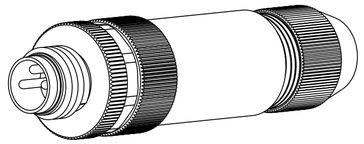

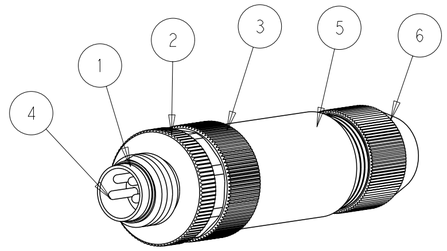


| TECHNICAL DATA | T401101904X-000 | T401101903X-000 |
|---|---|---|
| RATED VOLTAGE | 30V | 60V |
| RATED CURRENT | 3A | 3A |
| POLLUTION DEGREE | 3 | 3 |
| OVERVOLTAGE CATEGOYR | II | II |
| MATERICAL GROUP | II | II |
| INSULATION RESISTANCE | >100MΩ | >100MΩ |
| DEGREE OF PROTECTION | IP67 | IP67 |
| OPERATION TEMPERATURE | -40~85°C | -40~85°C |

NOTES;

1.PARTS MATERIAL DATA:SEE TABLE1

2.CONTACT FINISH:

GOLD OVER NICKEL OR SILVER OVER NICKEL

3.CABLE WIRES:

26AWG/0.14mm$^2$ Min & 24AWG/0.25mm$^2$ Max

4.ALL DIMENSIONS ARE FOR NOMINAL REFERENCE ONLY UNLESS OTHERWISE STATE

5.PACKAGIN: 1 PIECE IN A BAG

6.PN INFORMATION FOR ASSEMBLY PARTS

T401101XXXX-000

- CONTACT FINISH:
  - 1:GOLD OVER NICKEL
  - 2:SILVER OVER NICKEL
- NUMBERS OFPINS:
  - 03:3 PINS
  - 04:4 PINS
  - ...
- CABLE OUTLET:
  - 8:PLASTIC(CABLE FEED:3.5~4.8mm)
  - 9:METAL(CABLE FEED:3.5~5.0mm)
  - ...

注意事项；

1．零件材料参见附表1

2．表面处理：镀金

3．适用线材：26AWG/0.14mm2 Min &
24AWG/0.25mm2 Max

4．所有尺寸标注为基本参考，除非其它说明

5．包装：每BAG装1PC

6．料号数字代码参考上表

TABLE 1

| MATERIAL | DESCRIPTION | ITEM |
|---|---|---|
| BRASS | PRESS SCREW | 6 |
| BRASS | STRAIGHT METAL HOUSING | 5 |
| BRASS | M8 SCTREW ASSY PLUG TERMINAL | 4 |
| BRASS | M8 SCREW ASSY OUT SCREW | 3 |
| BRASS | M8,MALE INSERT NUT | 2 |
| PA | M8,MALE HSG,A CODE,4PIN | 1 |
| | M8,MALE HSG,A CODE,3PIN | |

| M8-MS-3CON-PG7-SHU | T4011019031-000 | 1SET310007R0000 |
|---|---|---|
| M8-MS-4CON-PG7-SHU | T4011019041-000 | 1SET310008R0000 |
| DESCRIPTION | TE PN | ENTRELEC PN |

THIS DRAWING IS A CONTROLLED DOCUMENT.

DIMENSIONS: mm

TOLERANCES UNLESS OTHERWISE SPECIFIED:
0 PLC ±-
1 PLC ±0.20
2 PLC ±0.20
3 PLC ±0.20
4 PLC ±-
ANGLES ±-

MATERIAL - -

FINISH - -

DWN BLAZE PENG 08JUN2021
CHK KEVIN HUANG 08JUN2021
APVD CHRIS WANG 08JUN2021
PRODUCT SPEC 108-106140
APPLICATION SPEC 114-137144-1
WEIGHT -

ENTRELEC Electrical Solutions

NAME M8 MALE SCREW ASSY STRAIGHT SHIELDING CONNECTOR -

SIZE A2 | CAGE CODE - | DRAWING NO C-1SET310F04R0000 | RESTRICTED TO -

CUSTOMER DRAWING | SCALE 2:1 | SHEET 1 OF 1 | REV A

1471-9 (3/13)