© 2022 TE Connectivity. All Rights Reserved.

REVISIONS					
P	LTR	DESCRIPTION	DATE	DWN	APVD
	A1	NEW DRAWING	16NOV2022	ASB	JDB

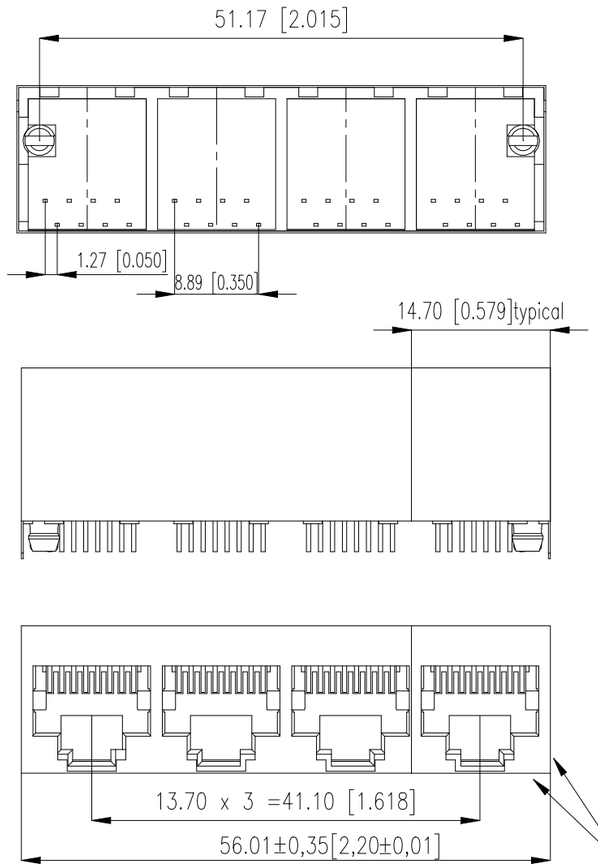

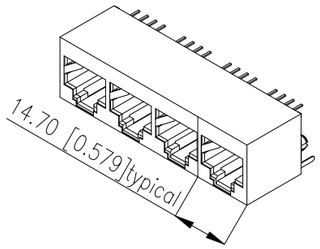

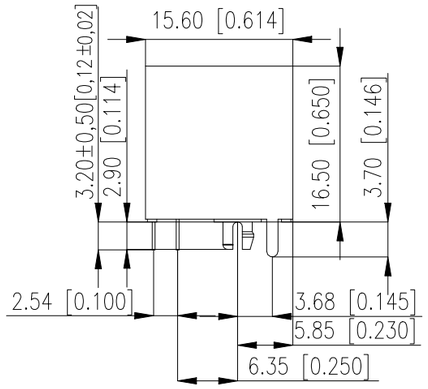

RECOMMENDED PCB LAYOUT (COMPONENT SIDE VIEW)
EMPFOHLENES LEITERPLATTEN-LAYOUT (BESTUECKUNGSSEITE)
TOL.±0.05 [0.002] UNLESS NOTED

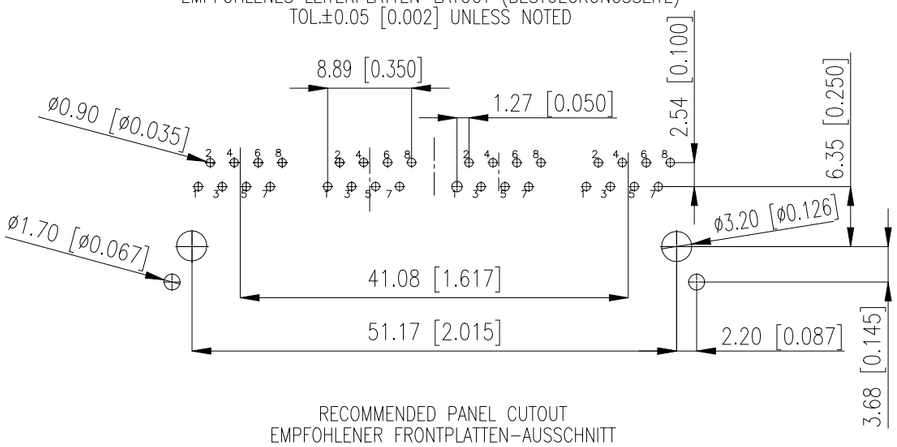

RECOMMENDED PANEL CUTOUT
EMPFOHLENER FRONTPLATTEN-AUSSCHNITT



NOTE 1: C-UL APPROVED E145613 AND MEETS FCC REQUIREMENTS
NOTE 2: RoHS COMPLIANT
NOTE 3: CUSTORMIZED VERSION: THREE SURFACES ON PORT NO. 4 PRINTED WITH RED COLOUR

Technical specifications

Materials & Finish		**Mechanical properties**	**Std. applicable**	
Insulation body	PBT	Insertion/withdrawal force	IEC 603-7	max. 20 N
Contact material	Phosphor Bronze (C5210)	Mechanical operations	IEC 512-5, 9a	min. 1,000
Contact finish, mating zone	30µin Au	Effectiveness of connector coupling device	IEC 512-8, 15f	50 N
Contact finish, termination zone	150-200µin Sn matte			
Underplating	50-100µin Ni			
Shell/shield material	C2680 (acc. JIS)	**Electrical properties**		
Shell/shield plating	30µin Ni	Creepage / clearance distances		
		a) Contact - contact	IEC 807-3	0,52 mm
Assembly Process		b) Contact - shell	IEC 807-3	min 1,0 mm
Packaging	Tray	Voltage proof (Dielectric Withstand Voltage)		
Solder temperature	240°C at 3-5s	a) Contact - contact	IEC 512-2, 4a	min. 1.000 V AC/DC
Suitable assembly process	wave	b) Contact - shell/ testpanel	IEC 512-2, 4a	min. 1.500 V AC/DC
		Current carrying capacity	IEC 512-3, 5b	1.5 A @ 25°C
Approvals		Contact resistance	IEC 512-2, 2a	max. 30 mOhm
UL insulation body	V0	Insulation resistance	IEC 512-2, 3a	min. 500 MOhm
UL File No.	E145613			
RoHS compliant	Yes	**Environmental properties**		
		Operation temperature		-40 to +85°C

PART NO. IDENT. NR.	TRANSMISSION REQUIREMENT ÜBERTRAGUNGSANFORDERUNG
203543-E	CATEGORY 3/4

THIS DRAWING IS A CONTROLLED DOCUMENT.

DIMENSIONS: mm [INCHES]

TOLERANCES UNLESS OTHERWISE SPECIFIED:
0 PLC ± –
1 PLC ± –
2 PLC ± –
3 PLC ± –
4 PLC ± –
ANGLES ± –

MATERIAL –

FINISH –

DWN	B S ADRUSH	16NOV2022
CHK	N MANTIKOU	18NOV2022
APVD	J DE BRUIJN	18NOV2022
PRODUCT SPEC	108-94901	
APPLICATION SPEC	114-94805	
WEIGHT	–	

TE Connectivity

NAME
MOD JACK – MJV
8P8C, 1 x 4, VERTICAL
–

SIZE	CAGE CODE	DRAWING NO	RESTRICTED TO
A3	00779	C-203543-E	–

CUSTOMER DRAWING | SCALE NTS | SHEET 1 OF 1 | REV A1