THIS COPY IS PROVIDED ON A RESTRICTED BASIS AND IS NOT TO BE USED IN ANY WAY DETRIMENTAL TO THE INTERESTS OF PANDUIT CORP.



LEFT VIEW

REAR VIEW

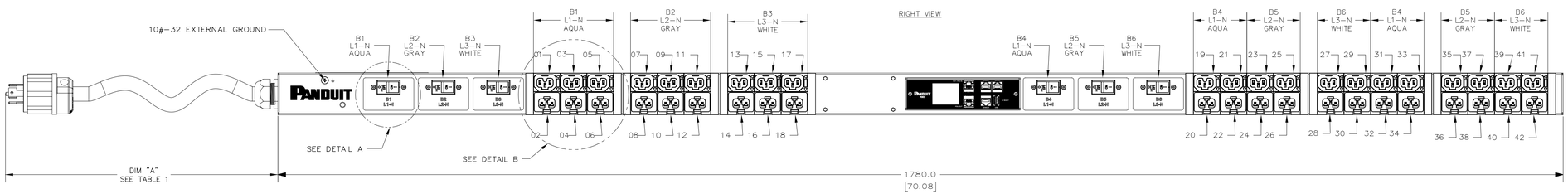

RIGHT VIEW

FRONT VIEW

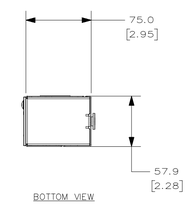

BOTTOM VIEW

SPECIFICATION

1. STANDARD:

UNIT TYPE:	MI
ORIENTATION:	VERTICAL, 0U FULL
OUTLET QTY & TYPE:	(21)C13/C15, (21)C13/C15/C19/C21
INPUT VOLTAGE:	200-240/346-415VAC
INPUT CURRENT:	30A (24A DERATED)
BREAKER QTY & TYPE:	(6) 20AMP, SINGLE-POLE
INPUT PHASE:	3 PHASE WYE, L-N
RATED POWER:	17.3 KVA
INPUT PLUG:	NEMA L22-30P 5W
REGULATORY STANDARD:	RoHS COMPLIANT

2. ADDITIONAL:
   CORD TYPE:5W 10AWG SOOW

3. ACCESSORIES:
   PRODUCT SAFEY WARNING SHEET

NOTES

1. PRIMARY DIMENSIONS ARE IN MILLIMETERS, SECONDARY DIMENSIONS IN[INCHES]
2. FOR FULL PRODUCT FUNCTIONLITY REFER TO THE USER MANUAL.

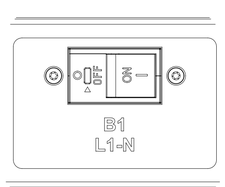

DETAIL A
SCALE 1:1
CIRCUIT BREAKER ORIENTATION
TYP 6X

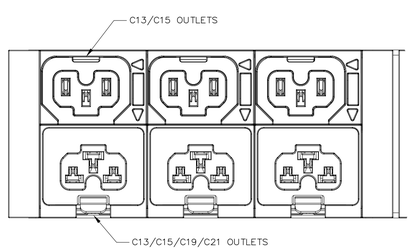

DETAIL B
SCALE 1:1

TABLE 1

PART NUMBER	DESCRIPTION	DIM A	COLOR (-XX)	SHIPPING WEIGHT (KG)
E42D07L	EL2P MI PDU, 30 AMP, (21)C13/C15, (21)C13/C15/C19/C21 ,NEMA L22-30P	3000 +254/-127 [118.1 +10/-5]	BLACK (RAL 9005)	10.1

INPUT PLUG FRONT VIEW

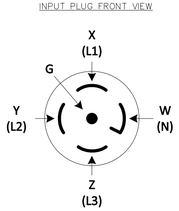

COMPLIANCE LABEL VIEW



REV	DATE	BY	CHK	APR	DESCRIPTION	ECN
00A	02/06/2025	LLJ	GLM JHOL	MJD RROD	RELEASE TO PRODUCTION	E42D07L

TITLE: E42D07L

CUSTOMER DRAWING

ITEM REVISION NAME: E42D07L/00

DATASET FILE NAME: E42D07L-DC/00A

UNLESS OTHERWISE SPECIFIED, DIMENSIONAL TOLERANCES ARE: mm [IN]
EL(LP)..... ±0.5
SC(LP)..... ±1.0
SC(LP)..... ±0.5
SC(LP)100.. ±0.3
FC(LP)LEMO. ±4.0
THIRD ANGLE PROJECTION

MATERIAL: NOT APPLICABLE

DRAWING NUMBER: E42D07L-DC

DRAWN BY	DATE	CHK	SCALE	SIZE
LLJ	02/06/2025	GLM JHOL	3:10	D

SHT 1 OF 1

D10.0050.A8