SP
Single Pole High Amperage

Main Advantages

- Mechanical interlock prevents connection/disconnection under load
- Color-coded for quick visual of phases and matching devices
- Silver, butt-style contact technology maximizes IP66/IP67 environmental protection when mated

- Features and Ratings p. 146
- SP p. 147
- Dimensions p. 148

SCAN ME >>

PRODUCT FEATURES



General Ratings

Listing	CSA	IEC	NOM
Amperage	600 A	800 A	600 A
Voltage	600 VAC Max	1000 VAC/1500 VDC Max	600 VAC Max
Frequency	60-400 Hz	50-400 Hz	50-400 Hz
Horsepower	500 hp	-	500 hp
Environmental	IP66/IP67	IP66/IP67	IP66/IP67
Temperature	Min -15°F/Max 140°F	Min -15°F/Max 140°F	Min -15°F/Max 140°F

Highlighted Feature

Pilot Circuit

SP plugs and connectors are designed with safety and durability in mind. Each device is mechanically interlocked with an integral pilot circuit switch for controlling the power circuit in order to prevent connection and disconnection under load.

A typical pilot circuit wiring diagram ≤ 250 VAC circuit shown

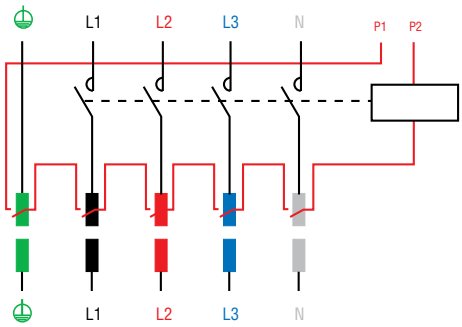

Operating Instructions

To connect, insert the plug into the receptacle until a click is heard. Rotation of the plug in either direction engages a locking finger, which prevents further rotation.

To close the pilot circuit and mechanically lock the plug into the receptacle, turn the ring on the receptacle until the "1" lines up with the arrow. This turns the power on.

To disconnect, open the pilot circuit and unlock the plug by turning the ring until the "0" is aligned with the arrow. The power is now off.

Press firmly on the latch release button and simultaneously pull on the inlet. A slight rotation of the plug may also be required.

SP Single Pole - 600 A

CSA Ratings

- **Max Amperage & Voltage**
  600 A, 600 VAC
  To order devices for international applications and for IEC listings up to 800 A, 1000 VAC/1500 VDC, refer to international CE devices catalog.
- **Current Interruption Capability**
  Not for Current Interrupting
- **Horsepower Ratings**

480 V	3Ø	500 hp
600 V	3Ø	500 hp

  CSA hp rated when auxiliary pilots are wired to control motor control circuit.
- **Environmental Ratings**
  IP66/IP67
- **Temperature Range**
  Min -15°F/Max 140°F
- **Wiring Capacity**
  Min 2/0 Max 777 MCM
- **Applicable Standards**
  CSA C22.2 NO. 182.1•, NOM
  (•Listing applies to AC devices only)
- **Pilot Wiring**
  1A, 240 VAC, 14 AWG (Prewired)

! Remember to add installation accessories to your order

Receptacle
(sold as a set)
female on angle adapter

Connector*
(sold as a set)
female on handle

Receptacle
(replacement)
female

North American Configurations

VOLTAGE	POLARITY	REC PART # ON ANGLE ADAPTER	CONNECTOR PART # ON HANDLE	REC PART # REPLACEMENT
≤ 250 V	L1	44-47001-P80	44-43001-P80	44-44001-P80
≤ 250 V	L2	44-47002-P80	44-43002-P80	44-44002-P80
≤ 250 V	L3	44-47003-P80	44-43003-P80	44-44003-P80
≤ 250 V	NEUTRAL	44-4700N-P80	44-4300N-P80	44-4400N-P80
	GROUND	44-4700T-P80	44-4300T-P80	44-4400T-P80
	POSITIVE	44-4700P	44-4300P	44-4400P
	NEGATIVE	44-4700M	44-4300M	44-4400M
> 250 V	L1	44-47001-P88	44-43001-P88	44-44001-P88
> 250 V	L2	44-47002-P88	44-43002-P88	44-44002-P88
> 250 V	L3	44-47003-P88	44-43003-P88	44-44003-P88
> 250 V	NEUTRAL	44-4700N-P88	44-4300N-P88	44-4400N-P88

Inlet
(sold as a set)
male on angle adapter

Plug*
(sold as a set)
male on handle

Inlet
(replacement)
male

North American Configurations

VOLTAGE	POLARITY	INLET PART # ON ANGLE ADAPTER	PLUG PART # ON HANDLE	INLET PART # REPLACEMENT
≤ 250 V	L1	44-49001-P80	44-41001-P80	44-48001-P80
≤ 250 V	L2	44-49002-P80	44-41002-P80	44-48002-P80
≤ 250 V	L3	44-49003-P80	44-41003-P80	44-48003-P80
≤ 250 V	NEUTRAL	44-4900N-P80	44-4100N-P80	44-4800N-P80
	GROUND	44-4900T-P80	44-4100T-P80	44-4800T-P80
	POSITIVE	44-4900P	44-4100P	44-4800P
	NEGATIVE	44-4900M	44-4100M	44-4800M
> 250 V	L1	44-49001-P88	44-41001-P88	44-48001-P88
> 250 V	L2	44-49002-P88	44-41002-P88	44-48002-P88
> 250 V	L3	44-49003-P88	44-41003-P88	44-48003-P88
> 250 V	NEUTRAL	44-4900N-P88	44-4100N-P88	44-4800N-P88

*Note: Plugs and Connectors come standard with .750-.875 cable range. For other sizes please refer to table to the left.

Suffix	Range
-5B	.875 - 1.000"
-5C	1.000 - 1.125"
-5D	1.125 - 1.250"
-5E	1.250 - 1.375"
-8A	1.250 - 1.375"
-8B	1.312 - 1.437"
-8C	1.438 - 1.562"
-8D	1.562 - 1.688"

Contact MELTRIC for IEC/CE Part Numbers

INSTALLATION ACCESSORIES – SIZE S

When properly installed, all accessories meet or exceed the environmental ratings of the devices they are mounted to; unless otherwise noted.

Use with angle 45° or direct mount

(Bolt Included)

Use with handle for cord mounting

CRIMPING LUGS

INTERNAL DIAMETER		STRAIGHT W/TERMINAL	STRAIGHT THREADED	FLEXIBLE WIRING*	COARSE WIRING
in	mm	PART #	PART #	AWG	AWG
.43	11	**454A50C**	**454A50D**	1/0	2/0
.51	13.1	**454A70C**	**454A70D**	2/0, 3/0	3/0, 4/0
.57	14.5	**454A95C**	**454A95D**	4/0	250
.64	16.2	**454A12C**	**454A12D**	262	300
.71	18	**454A15C**	**454A15D**	300, 313	350
.81	20.6	**454A18C**	**454A18D**	350+, 373	400, 500
.91	23.1	**454A24C**	**454A24D**	444+, 500, 535	600
1.03	26.1	**454A30C**	**454A30D**	646	750
1.15	29.2	**454A40C**	**454A40D**	750[2], 777[2]	800[2]

Notes: *Class H & I. UL listing performed with Greenlee EK6IDL11 dieless tool and Dewalt DCE300M2 with Greenlee KC12 dies. + Only for use with Greenlee EK6IDL11 dieless tool. [2] Only for use with Greenlee 1990 dieless manual hydraulic tool.

HANDLES

HANDLE	CABLE OUTSIDE DIAMETER	PART #
	.750-.875"	**44-4A753-A**
	.875-1.000"	**44-4A753-B**
	1.000-1.125"	**44-4A753-C**
	1.125-1.250"	**44-4A753-D**
	1.250-1.375"	**44-4A753-E**
	1.250-1.375"	**44-4A783-A**
	1.312-1.437"	**44-4A783-B**
	1.438-1.562"	**44-4A783-C**
	1.562-1.688"	**44-4A783-D**

ANGLES

METAL ANGLE		PART #
	45°	**454A027**

ACCESSORIES

DRAWBAR		PART #
	Handle	**454A876**
	Plates (2)	**454A396**
	Handle and Plates (2)	**454A376**

PADLOCKING SYSTEM	PART #
	454A843

Dimensions Inlet/Receptacle – Provided in Inches

SCAN ME »

Dimensions do not show drawbar, are for reference only and may change depending on accessories used. For precise dimensions contact MELTRIC Engineering.

Inlet

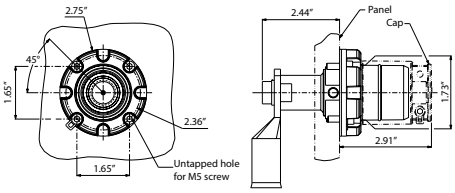

Receptacle

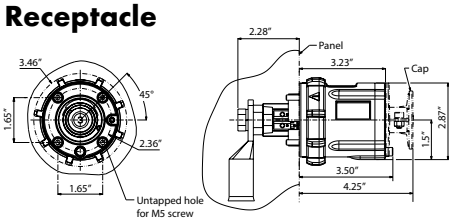

Connector on Handle

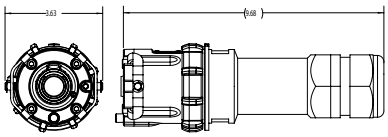

Receptacle on Angle Adapter

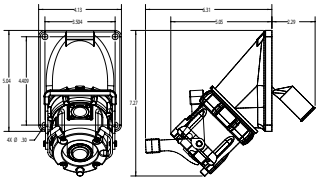

Plug on Handle

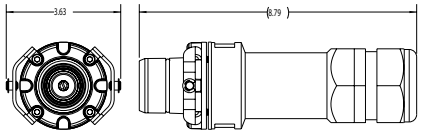

Inlet on Angle Adapter

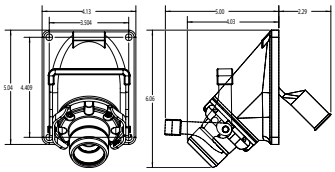

45° Inclined Receptacle/Angle with Plug

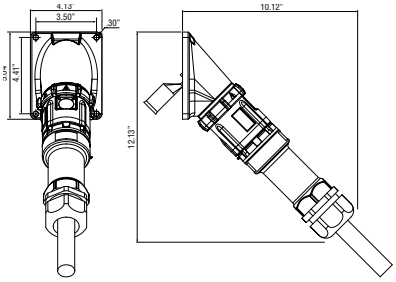
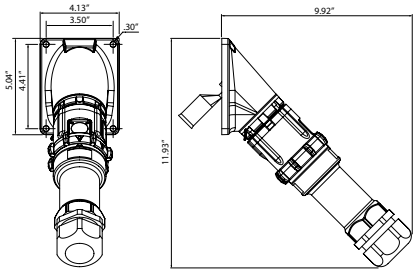
45° Inclined Inlet/Angle with Connector