




Enclosure Solutions for Commercial Construction



Splitter Troughs & Boxes



Amperage range 70A to 600A

1412BSS / TSS



1100T



1412B / BSS



1412T / TSS

- Splitter trough and box offered with **screw cover** (NEMA 4,12, 4X) and a **provision for padlocking** (NEMA 1)
- Splitter trough and box offered with **ANSI/ASA 61 smooth gray** (NEMA 1, 3R, 4,12) and **stainless steel** (NEMA 4X)



All available for NEMA 1 to 4X
SEE OUR FULL LINEUP HERE

<https://exmweb.com/catalog/#p=210>

Find the Perfect

Splitter TROUGHS or BOXES

If your requirements exceed this limit, we recommend considering our Splitter Busbar.



Amperage




Dimension
(height, length, depth)



Wires



NEMA ratings

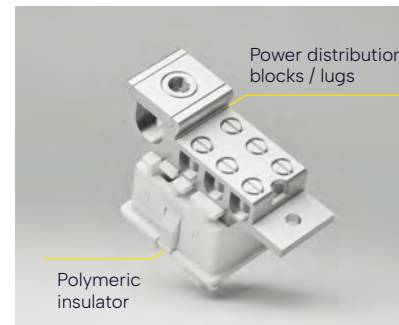


Screw covers or
Padlockable covers

Splitter blocks
included



Inner panel
included



Wire Connectors / Splitter Blocks

- Compatible with aluminum or copper conductors for versatile applications
- Features a durable polymeric insulator for reliable insulation



CHECK OUT OUR SPLITTER BUILDER

<https://exmweb.com/splitter-builder/>

Splitter Bus Bar



Amperage range 225A to 2500A

1412BTCU



1100BT



1412BTCU



1412BT

- Splitter bus bar with **aluminum and copper bus bars** are offered, with covers secured by **quarter-turn latches** (NEMA 4,12, 4X) and **screw covers** (NEMA 1)
- Splitter bus bar offered with **ANSI/ASA 61 smooth gray** (NEMA 1, 3R, 4,12) and **stainless steel** (NEMA 4X)



All available for NEMA 1 to 4X
SEE OUR FULL LINEUP HERE

<https://exmweb.com/catalog/#p=214>

Find the Perfect Splitter BUS BAR



Amperage



Dimension
(height, length, depth)



Wires



NEMA ratings

Screw covers or Quarter turn locks covers



Inner panel
included



Up to 5 bus bar available
(aluminum or copper)

Bus Bar Options

- Available in copper or aluminum

Customizable Designs with BOXCAD

- Add pre-drilled holes
- Custom dimensions
- Custom cutouts
- Order Lugs pre-installed (optional)



CHECK OUT OUR SPLITTER BUILDER

<https://exmweb.com/splitter-builder/>

Pull Boxes



Grounding screws included

1100E, 1100DF

► Junction and Pull Boxes (Model 1100 DF)

The 1100 DF Junction and Pull Boxes are made from durable 16 GA or 14 GA steel and offer surface or flush mounting options. Featuring concentric knockouts (**with or without knockouts**), internal mounting holes, and a smooth gray powder coating, they provide flexible, long-lasting protection for electrical systems.

► Hinged Pull Boxes

Our Hinged Pull Boxes offer easy access **with a removable welded hinge system or a crimped hinge pin**. They are constructed from 16 GA or 14 GA steel and are available **with or without concentric knockouts**.



SEE OUR FULL LINEUP HERE

<https://exmweb.com/catalog/#p=182>



1. Concentric knockouts



2. No knockouts



3. Type E Junction Boxes

- Removable hinges
- Hinged cover with 1/4 turn locks



4. Type EH Junction Boxes

- Welded hinges
- Hinged cover with 1/4 turn locks

Pull Boxes - Outdoor



1300, 1300CH

- Our outdoor pull boxes are specially designed for **outdoor wiring installations** in order to protect **against rain, sleet and snow**. Boxes can also be used indoors to protect against dripping water. The box and cover are made of high quality 14 GA or 16 GA steel. Boxes have a padlock provision. Enclosures are finished with heat fused powder paint, electrostatically applied on a pretreated base. Box is **ANSI/ASA 61 gray (other colors available)**.

CSA Certified / UL Listed NEMA / IP32



SEE OUR FULL LINEUP HERE

<https://exmweb.com/catalog/#p=242>

**NEMA 3R NOT ENOUGH?
CHECK OUT OUR NEMA 4 TO 4X OPTIONS**



5300ES

- Weatherproof enclosures with **stainless steel padlockable draw pull catch**




5300EWBDD

- Double Door weatherproof box with **ventilation system and extended dripshield**



1300CH

- The top of the 1300 series enclosure serves as a **dripshield**



1300DWPF

Included machine poured **PU gasket**



880LPH

- Washdown hoods designed to maintain 3R rating while providing air flow with **ventilation system**



880LPH

Wireway



1100TF, 1100CP, 1100SS, 1100EL

- ▶ Discover our range of wireways, from NEMA 1 to 4X, we offer **closing plates, elbows, and straight sections**. Tailored to your needs, they ensure seamless cable management with our versatile options. Trust in our expertise to provide efficient solutions for your wiring requirements.



SEE OUR FULL LINEUP HERE

<https://exmweb.com/catalog/#p=424>

If you would like to place a custom order, we offer BOXCAD for your convenience.



1100CP



1100EL



1100JO

1100ELA



1150CR



1150EI



1412NS

Foldable wireway



New foldable straight sections **NOW** available

1100SSF

- ▶ Our 1100 series lay-in ducts are made of code gauge steel and designed to permit fast and easy installation of multiple wire runs. We offer **screw cover** and **quarter-turn locks** model, which facilitate access to the contents of the components **with or without knockouts**.



Painted mild steel and brushed stainless steel available




Made for easy transport for pickup trucks



SEE OUR FULL LINEUP HERE

<https://exmweb.com/catalog/#p=422>



- A ground wire connects to the folded sections



- Folding bracket



- A PEM nut on the inside for simple assembly



- Fully powder-coated finish

Metering Cabinets



5300MCDD

Hydro

- ▶ Our 3R version is built to withstand various weather conditions, these cabinets are specially designed for outdoor installation of metering transformers to protect against rain, sleet and snow.



SEE OUR FULL LINEUP HERE

<https://exmweb.com/catalog/#p=256>



1100MCDD (NEMA 1 indoor model)



The **5300MCDD** is built for NEMA 3R applications and **includes a pre-installed drip shield** at the top of the enclosure.


- ▶ The **1100 MCDD** comes with **cable access cutouts pre-installed** at the top.



1100MC

- Mounting holes are provided
- Door are secured by a quarter-turn mechanism and tamper-resistant hinge
- Finished with heat fused powder paint

NEMA 1 Utility Enclosures



Each enclosure comes complete with a 14 GA galvanized inner panel, which mounts on welded standoffs.



Telephone cabinets

- Three different cover options are available and can be attached to the main body



SEE OUR FULL LINEUP HERE

<https://exmweb.com/catalog/#p=201>



Wide variety of different lock inserts



All available in both plastic or zinc die cast
SEE OUR FULL LINEUP HERE

<https://exmweb.com/catalog/#p=520>

Need Non-Metallic Boxes?

- The 5100 series is EXM's standard NEMA 1 offering for applications that are not required to be oil, water, and dust-tight. It comes standard with an inner panel. ▶



- The 1100 series is a NEMA 1 rated enclosure that also comes standard with an inner panel. It is a price-friendly alternative to the 5100 for applications that do not require as sturdy a build. ▶



Polyester Enclosures

- Made of UV resistant polyester
- NEMA 6P



CHECK OUT OUR POLYESTER LINEUP HERE

<https://exmweb.com/catalog/#p=405>



Fiberglass Enclosures

- Made of UV resistant fiberglass
- NEMA 4X



CHECK OUT OUR FIBERGLASS LINEUP HERE

<https://exmweb.com/catalog/#p=397>

Wide Range of Products

EXM offers a wide variety of turnkey solutions and products for all electrical installation needs. Everything from standard sized pull boxes to custom splitter troughs and everything in-between. **We have you covered, for all NEMA ratings and with all appropriate certifications.**

-  Wide variety of solutions (NEMA 1 to 4X)
-  Certified   
-  Consistent inventory
-  Turnkey solutions
-  Full line of accessories
-  Local support and Customer care

Don't forget we offer 3R, 4, 12 and 4X product.

▼ Reach out to us for more information!



BOX CAD Customization Services

Customize your enclosure precisely and easily for your needs with our expert team or do it yourself on BOX CAD exclusively and free of charge on the EXM website.



SIGN UP FOR FREE ACCOUNT TODAY AT www.boxcadexm.com



**NEED A HIGHER RATED ENCLOSURE?
CHECK OUT OUR LINEUP FROM **NEMA 3R TO 4X?****

<https://exmweb.com/catalog/#p=241>



CANADA

Alberta

Quebec

Ontario

Ohio

USA

Texas

CANADA

2450, Meadowpine Blvd.
Mississauga (Ontario) L5N 7X5
Tel.: (905) 812-8065
Fax: (905) 812-9158

6010, Edwards Blvd.
Mississauga (Ontario) L5T 2W3
Tel.: (905) 812-8065

18 005 Lapointe Street, Suite 100
Mirabel (Quebec) J7J 0G2
Tel.: (450) 979-4373

870, Michele-Bohec Blvd.
Blainville (Quebec) J7C 5E2
Tel.: (450) 979-4373
Fax: (450) 979-4626

#111, 18 Highland Park Way NE
Airdrie (Alberta), T4A 0R1
Tel.: (450) 979-4373

USA

5650, Stratum Drive
Fort Worth (TX) 76137
Tel.: (817) 306-6166
Fax: 1-866-324-4541

2279, Arbor Boulevard
Moraine (OH) 45439
Tel.: 1-800-363-2423
Fax: 1-866-324-4541